



US00D865139S

(12) **United States Design Patent** (10) **Patent No.:** **US D865,139 S**
Kusuki et al. (45) **Date of Patent:** **** Oct. 29, 2019**

(54) **OUTDOOR UNIT FOR WATER HEATER**

(71) Applicant: **mitsubishi electric corporation**, Tokyo (JP)

(72) Inventors: **Yoko Kusuki**, Tokyo (JP); **Yuya Tanaka**, Tokyo (JP)

(73) Assignee: **Mitsubishi Electric Corporation**, Tokyo (JP)

(**) Term: **15 Years**

(21) Appl. No.: **29/572,688**

(22) Filed: **Jul. 29, 2016**

(30) **Foreign Application Priority Data**

Jan. 29, 2016 (JP) 2016-001952
Jan. 29, 2016 (JP) 2016-001953

(51) **LOC (12) Cl.** **23-03**

(52) **U.S. Cl.**
USPC **D23/318**

(58) **Field of Classification Search**
USPC D23/314, 316, 318, 319, 322, 323, 329,
D23/330, 332, 341, 351
CPC ... F24H 1/08; F24H 1/10; F24H 1/101; F24H
1/00; F24H 4/02; F24H 9/0005; F24H
9/02; F24H 6/00; F24H 4/00
See application file for complete search history.

(56) **References Cited**

U.S. PATENT DOCUMENTS

D92,271 S * 5/1934 Shaw et al. D23/319
D117,291 S * 10/1939 Sandlas, Jr. D23/319
D437,399 S * 2/2001 Nonaka D23/351
D443,349 S * 6/2001 Nonaka D23/351
D493,215 S * 7/2004 Asaoka D23/351
D495,407 S * 8/2004 Asaoka D23/351
D532,503 S * 11/2006 Shimizu D23/351

D533,928 S * 12/2006 Maegawa D23/318
D579,536 S * 10/2008 Oh D23/351
D584,388 S * 1/2009 Chooji D23/351
D683,834 S * 6/2013 Katou D23/351
D715,909 S * 10/2014 Shiota D23/351
D783,790 S * 4/2017 Tajima D23/354
D797,269 S * 9/2017 Kudo D23/351
D833,589 S * 11/2018 Shono D23/318
2006/0130516 A1 * 6/2006 Sugiyama F24F 1/46
62/507
2010/0294466 A1 * 11/2010 Shimaoka F24F 1/24
165/104.33
2013/0043007 A1 * 2/2013 Hong F28F 13/003
165/104.26

(Continued)

Primary Examiner — T Chase Nelson

Assistant Examiner — Ania Aman

(74) *Attorney, Agent, or Firm* — Studebaker & Brackett PC

(57) **CLAIM**

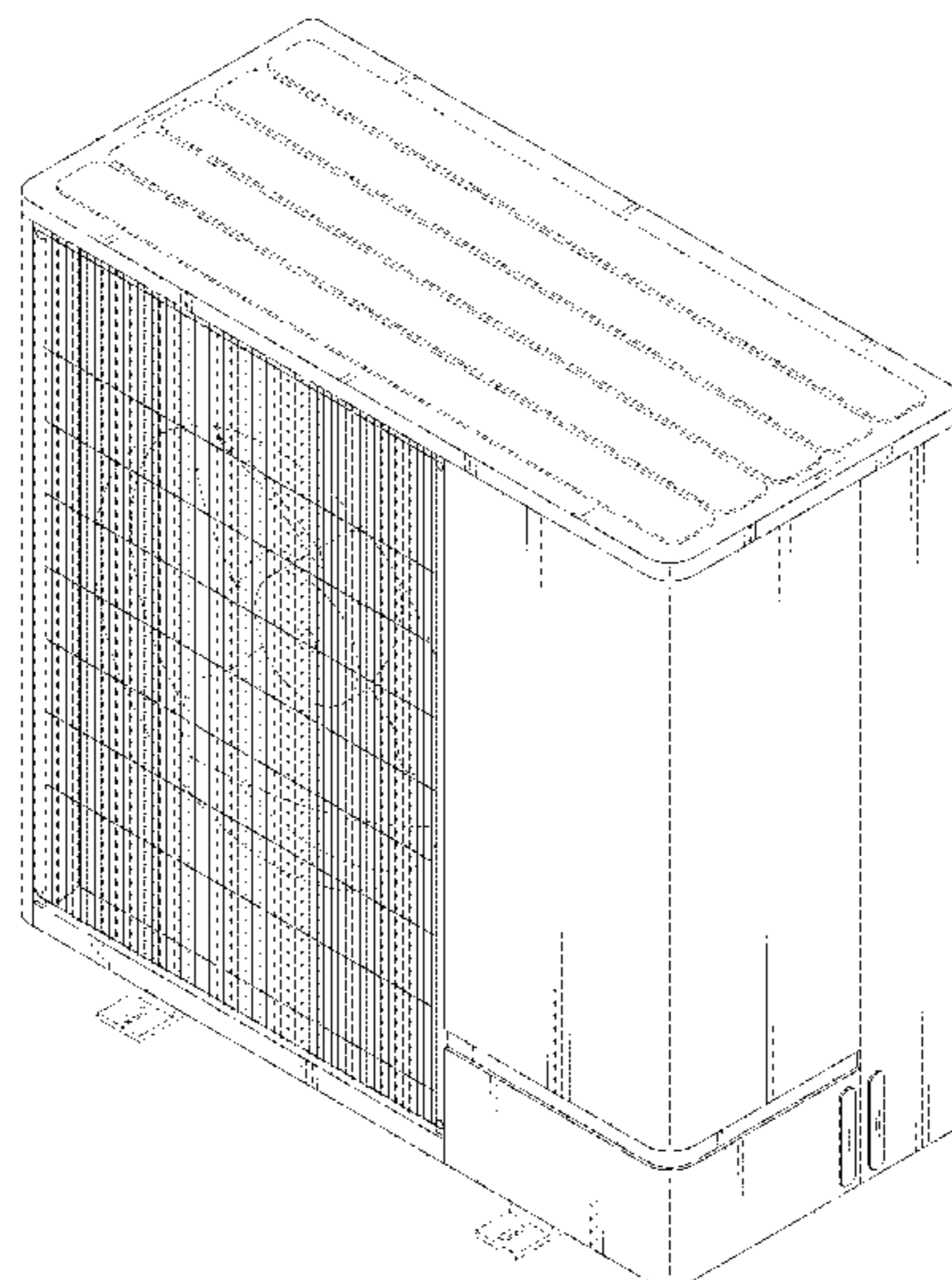
The ornamental design for the outdoor unit for water heater, as shown and described.

DESCRIPTION

FIG. 1 is a front perspective view of the front, right, and top sides of an outdoor unit for water heater showing our new design;
FIG. 2 is a rear perspective view of the rear, left, and top sides thereof;
FIG. 3 is a front view thereof;
FIG. 4 is a rear view thereof;
FIG. 5 is a left side view thereof;
FIG. 6 is a right side view thereof;
FIG. 7 is a top plan view thereof; and,
FIG. 8 is a bottom view thereof.

The broken line showing the outdoor unit for water heater is included for the purpose of illustrating portions of the outdoor unit for water heater and forms no part of the claimed design.

1 Claim, 8 Drawing Sheets



(56)

References Cited

U.S. PATENT DOCUMENTS

2014/0299298 A1* 10/2014 Kono F24F 1/40
165/121
2015/0121929 A1* 5/2015 Yamada H02P 27/06
62/238.1
2016/0146512 A1* 5/2016 Kitabatake F25B 13/00
62/498
2018/0138763 A1* 5/2018 Nakamura F04B 39/00
2018/0347911 A1* 12/2018 Motegi F24H 4/02
2019/0048890 A1* 2/2019 Honma F04D 29/38

* cited by examiner

Fig. 1

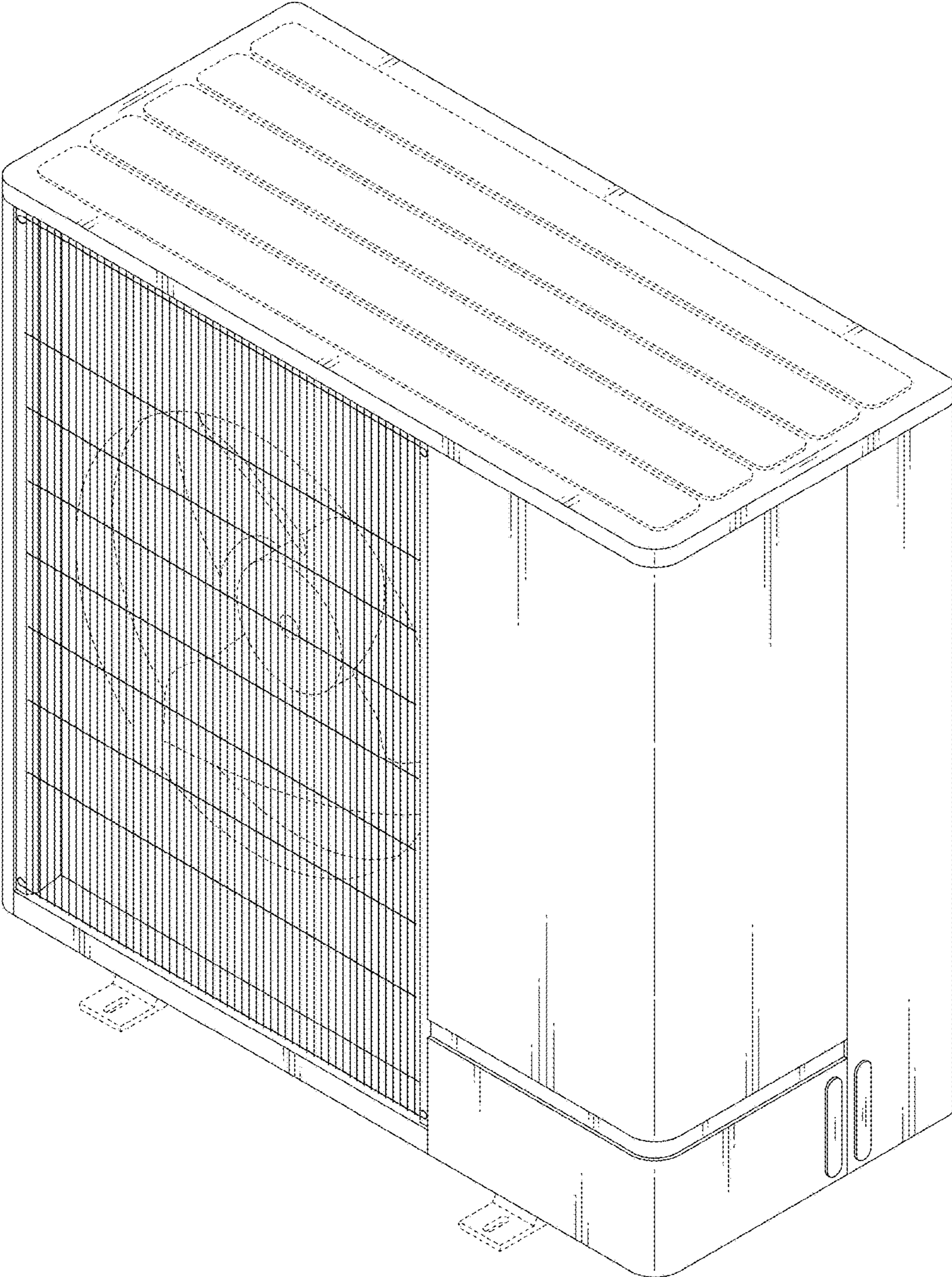


Fig. 2

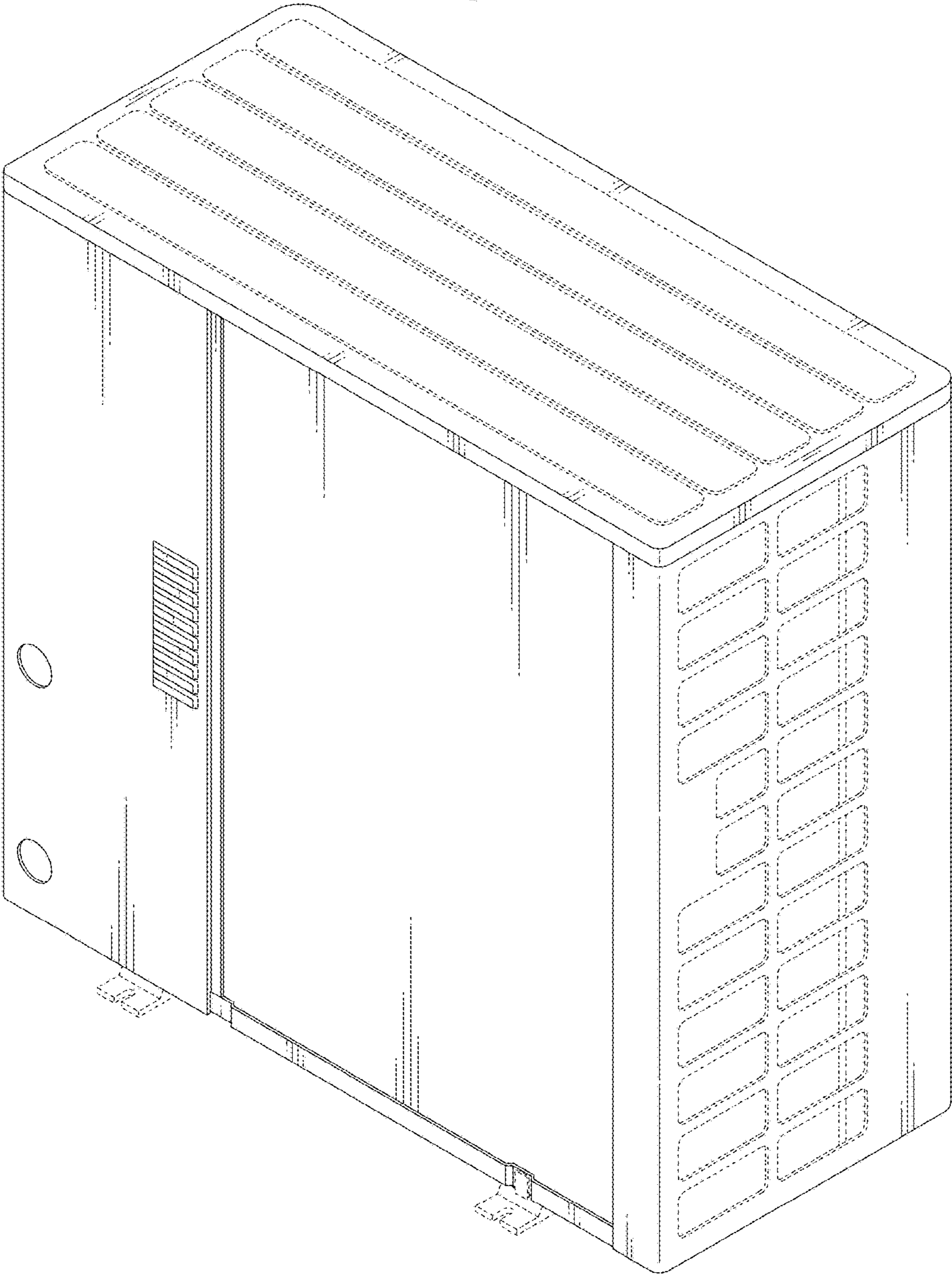


Fig. 3

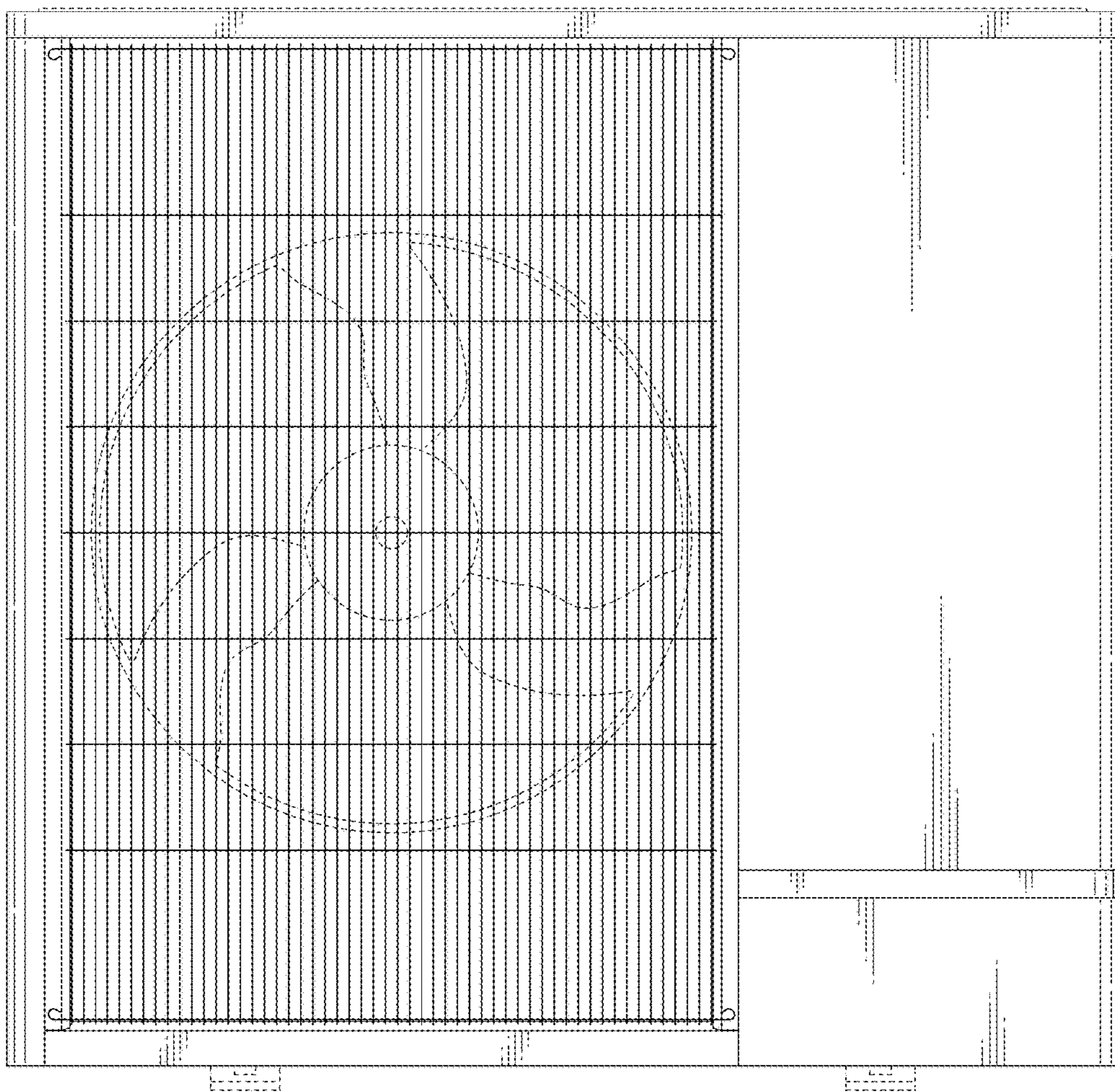


Fig. 4

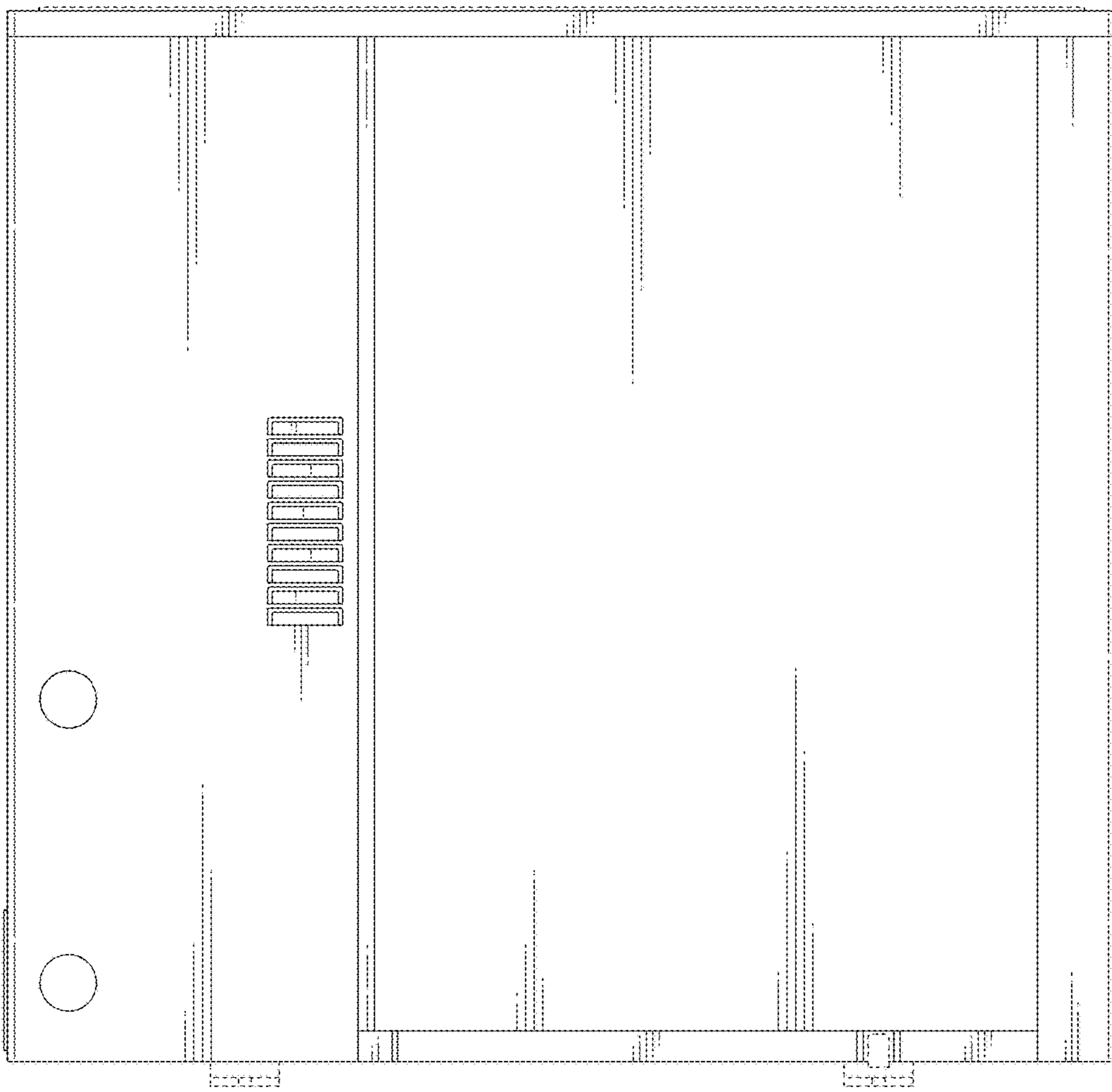


Fig. 5




Fig. 6




Fig. 7

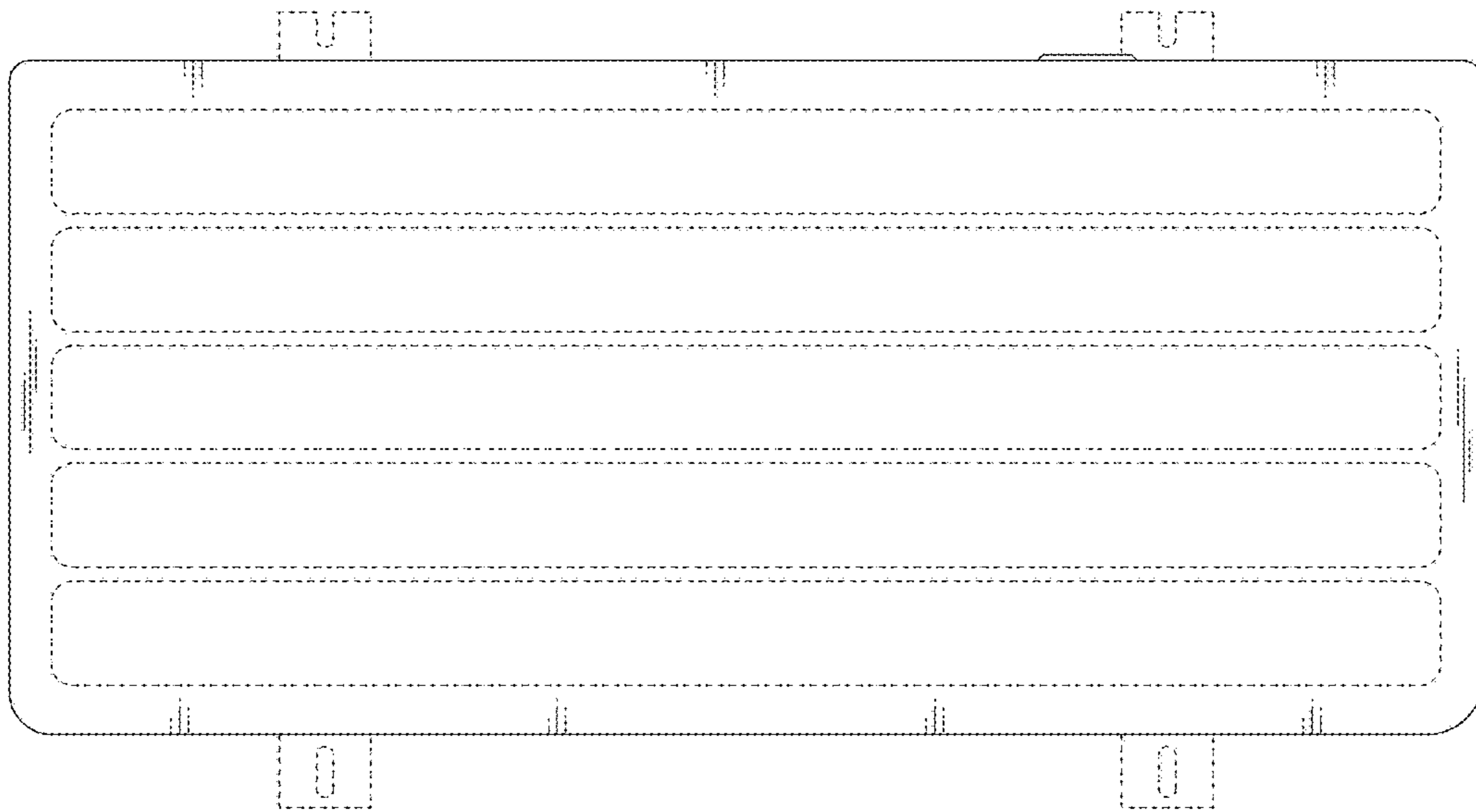


Fig. 8

