



US00D865135S

(12) **United States Design Patent** (10) **Patent No.:** **US D865,135 S**
Xia et al. (45) **Date of Patent:** **** Oct. 29, 2019**

(54) **SET OF KITCHEN CABINETS**
(71) Applicant: **ZBOM HOME COLLECTION CO., LTD, Anhui (CN)**
(72) Inventors: **Qiang Xia, Anhui (CN); Anyong Wang, Anhui (CN)**
(73) Assignee: **ZBOM HOME COLLECTION CO., LTD, Anhui (CN)**

(**) Term: **15 Years**

(21) Appl. No.: **29/609,191**

(22) Filed: **Jun. 29, 2017**

(30) **Foreign Application Priority Data**

Dec. 29, 2016 (CN) 2016 3 0654080

(51) **LOC (12) Cl.** **23-02**

(52) **U.S. Cl.**
USPC **D23/271**

(58) **Field of Classification Search**
USPC D23/271, 272, 284–287; D21/523, 524;
D6/663, 664, 698, 699
CPC A47B 77/02; A47B 96/00; A47B 95/04;
E06B 7/28; A47J 33/00; F16B 12/00;
E05D 15/00

See application file for complete search history.

(56) **References Cited**

U.S. PATENT DOCUMENTS

D90,873 S * 10/1933 Dunning D23/272
D129,954 S * 10/1941 Steczynski D6/699
D132,010 S * 4/1942 Earle 312/278
D163,754 S * 6/1951 Houpt D23/272
D173,920 S * 1/1955 Weiss D23/272
D206,886 S * 2/1967 Kite D23/272
3,926,486 A * 12/1975 Sasnett A47B 77/02
312/198

D263,733 S * 4/1982 Van Schayik D23/272
D296,850 S * 7/1988 Pamio D23/272
D313,272 S * 12/1990 Bulthaup D23/272
D337,456 S * 7/1993 Short D6/660
D357,062 S * 4/1995 Schreiner D23/272
D511,910 S * 11/2005 Coley D6/660
D661,384 S * 6/2012 Siekmann D23/271
D681,785 S * 5/2013 Siekmann D23/271
9,185,981 B1 * 11/2015 Kane A47B 95/04
D782,224 S * 3/2017 Oleynik D6/661.3
2013/0087134 A1 * 4/2013 Mikulec F24C 15/2021
126/299 D
2013/0087135 A1 * 4/2013 Chtchetinin F24C 15/2092
126/299 R
2014/0083412 A1 * 3/2014 Chtchetinin A47B 77/08
126/299 D

(Continued)

OTHER PUBLICATIONS

ZBOM Royal Ocean Kitchen reference found online [Dec. 13, 2018]—http://www.zbomcabinets.com/article_read_57.html.*

Primary Examiner — Lakiya G Rogers

Assistant Examiner — John A Voytek

(74) *Attorney, Agent, or Firm* — JCIPRNET

(57) **CLAIM**

The ornamental design for a set of kitchen cabinets, as shown and described.

DESCRIPTION

FIG. 1 is a perspective view of a set of kitchen cabinets showing our new design;

FIG. 2 is a front view thereof;

FIG. 3 is a left side view thereof;


FIG. 4 is a right side view thereof;

FIG. 5 is a top view thereof; and,

FIG. 6 is a bottom view thereof.

A rear view is omitted since it does not contain ornamental features.

1 Claim, 6 Drawing Sheets



(56)

References Cited

U.S. PATENT DOCUMENTS

2016/0097543 A1* 4/2016 Armstrong F24C 7/082
99/337
2018/0163970 A1* 6/2018 Boykiw F24C 7/067

* cited by examiner

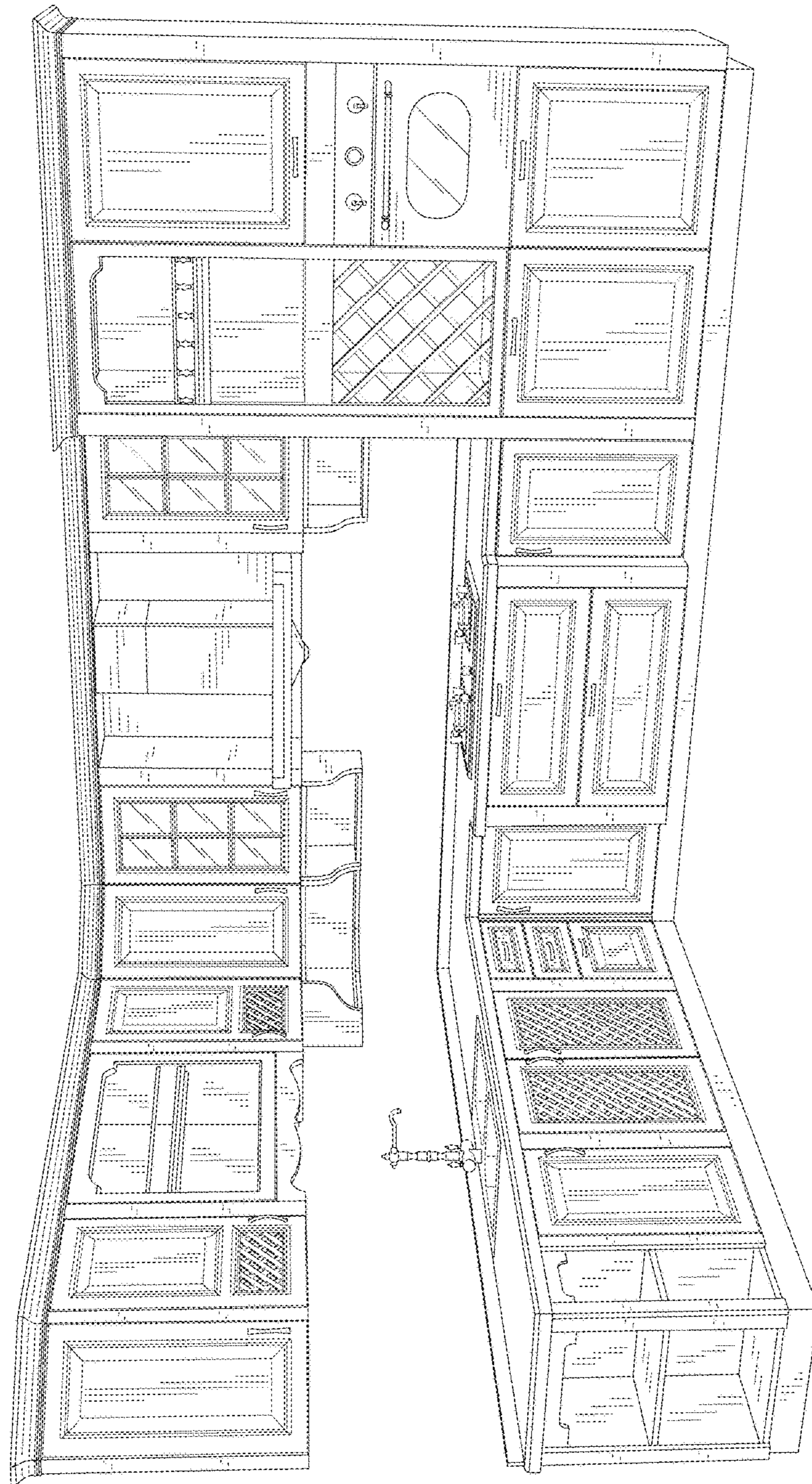


FIG. 1

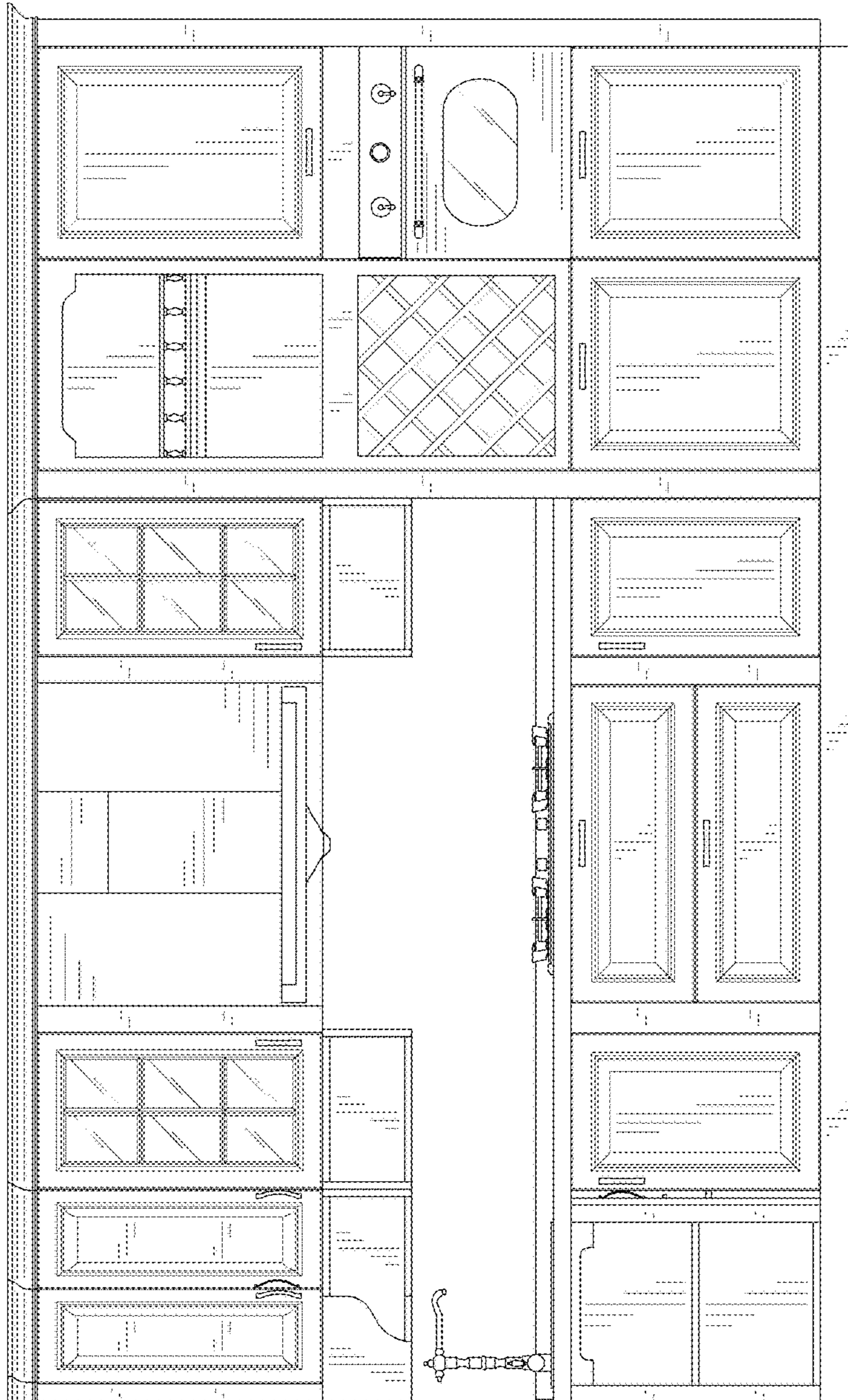


FIG. 2



FIG. 3

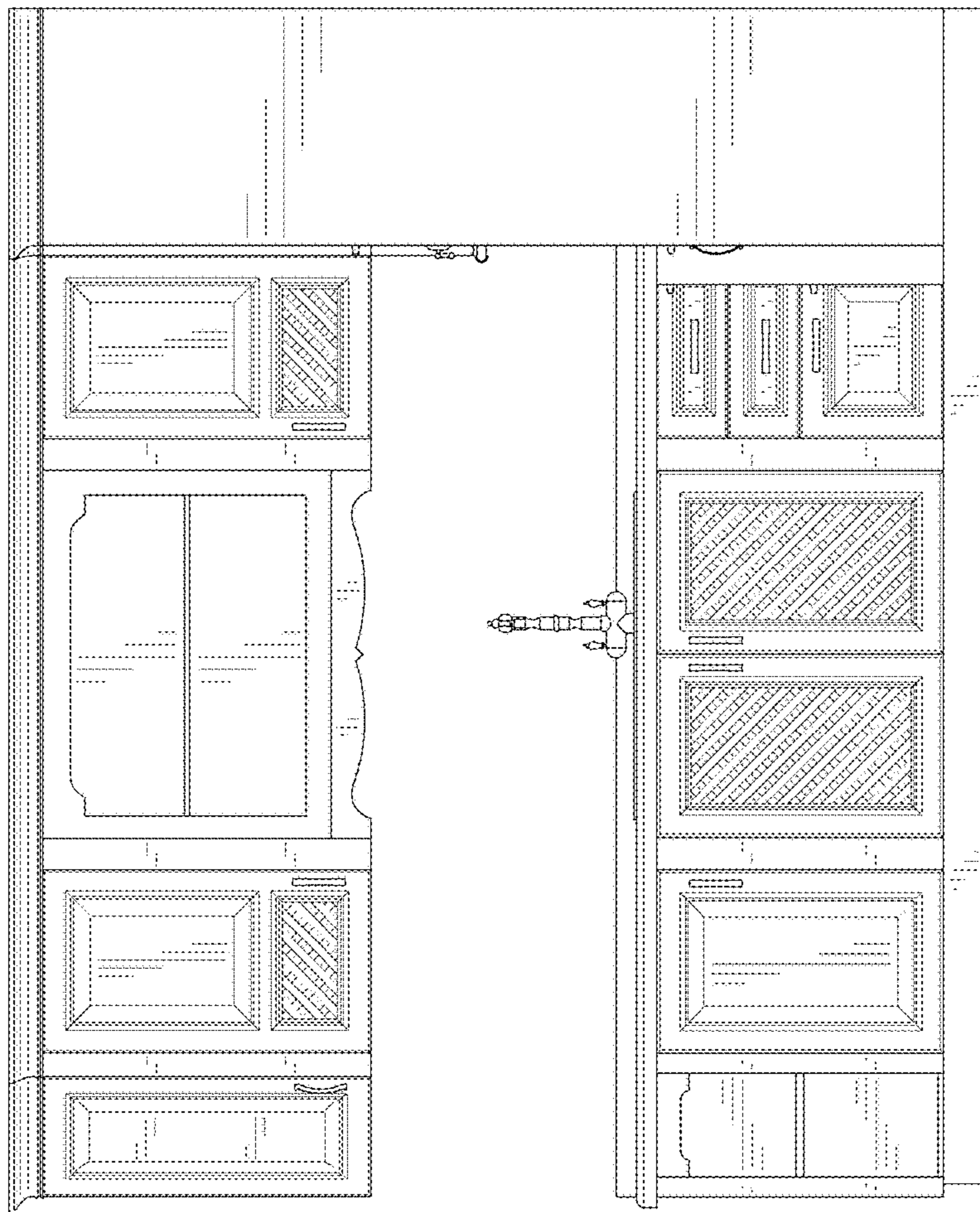


FIG. 4

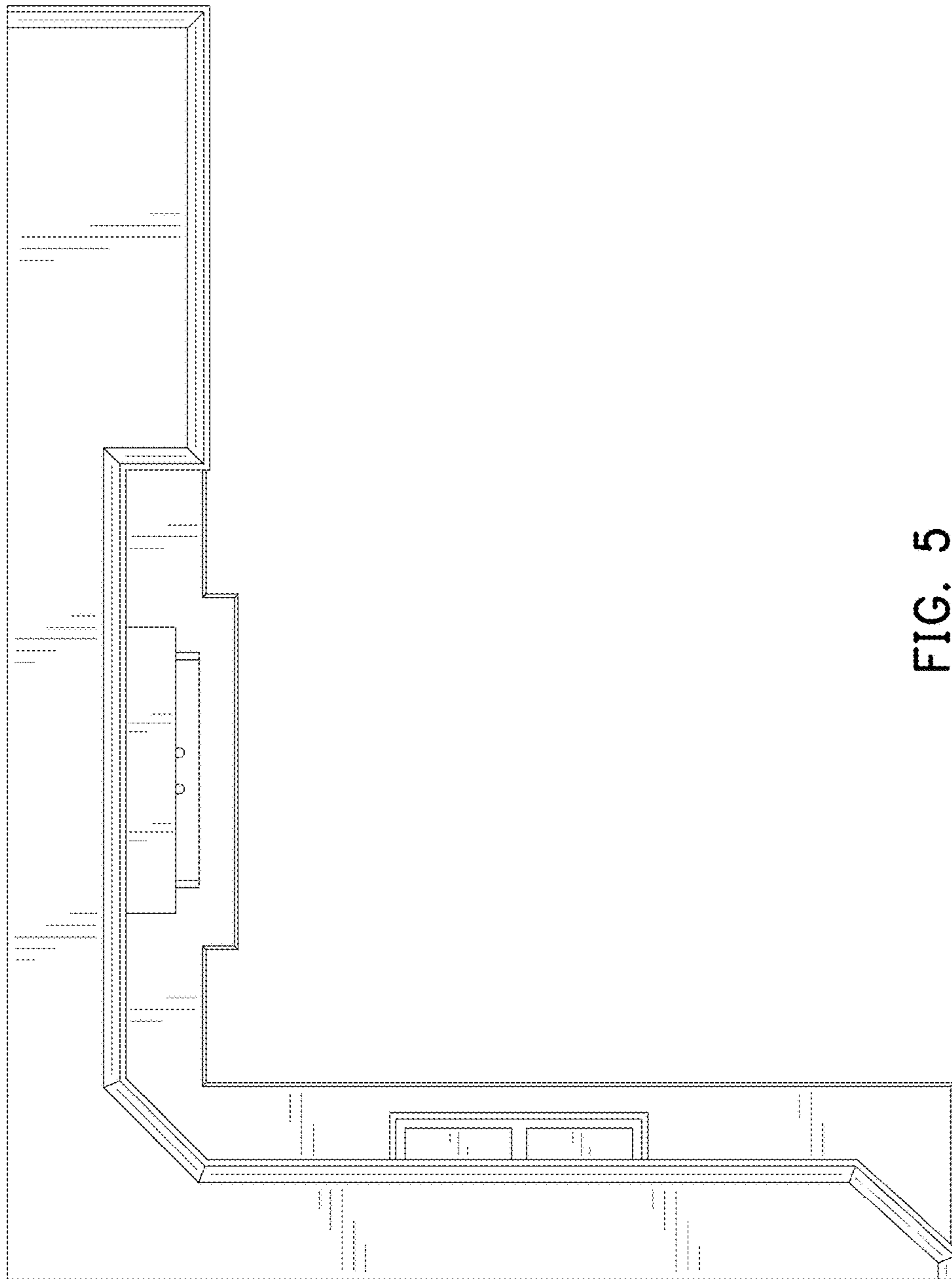


FIG. 5

FIG. 6

