



US00D865093S

(12) **United States Design Patent** (10) **Patent No.:** **US D865,093 S**
Rollinson et al. (45) **Date of Patent:** **** Oct. 29, 2019**

(54) **PUTTER SHAFT** 3,989,257 A * 11/1976 Barr A63B 53/0487
473/251
(71) Applicant: **Callaway Golf Company**, Carlsbad, 4,163,554 A * 8/1979 Bernhardt A63B 53/007
CA (US) 473/255
(72) Inventors: **Augustin W. Rollinson**, Solana Beach, D264,366 S * 5/1982 Roskopf D21/741
CA (US); **Donald Collins Brown, Jr.**, D313,448 S * 1/1991 Pezzuti D21/738
San Diego, CA (US) D326,302 S * 5/1992 Guerin, Sr. D21/741
D335,693 S * 5/1993 Siegel D21/738
5,267,733 A * 12/1993 Szokola A63B 53/007
473/313
(73) Assignee: **Callaway Golf Company**, Carlsbad, D344,563 S * 2/1994 Sweet D21/738
CA (US) D349,143 S * 7/1994 McKoon D21/735
5,382,019 A * 1/1995 Sneed A63B 53/02
473/304
(**) Term: **15 Years** 5,409,220 A * 4/1995 Lombardo A63B 53/007
473/312
(21) Appl. No.: **29/662,388** 5,437,447 A * 8/1995 Rigutto A63B 53/0487
473/251

(Continued)

Primary Examiner — Mitchell I. Siegel
(74) *Attorney, Agent, or Firm* — Rebecca Hanovice;
Michael Catania; Sonia Lari

(22) Filed: **Sep. 5, 2018**
(51) **LOC (12) Cl.** **21-02**
(52) **U.S. Cl.**
USPC **D21/757**
(58) **Field of Classification Search**
USPC D21/736–746, 756–757, 759
CPC A63B 53/00; A63B 53/04; A63B 53/007;
A63B 53/065; A63B 53/0487; A63B
60/00; A63B 60/46; A63B 53/02; A63B
53/10; A63B 53/12; A63B 53/14; A63B
2053/021–2053/028

See application file for complete search history.

(57) **CLAIM**

The ornamental design for a putter shaft, as shown and described.

DESCRIPTION

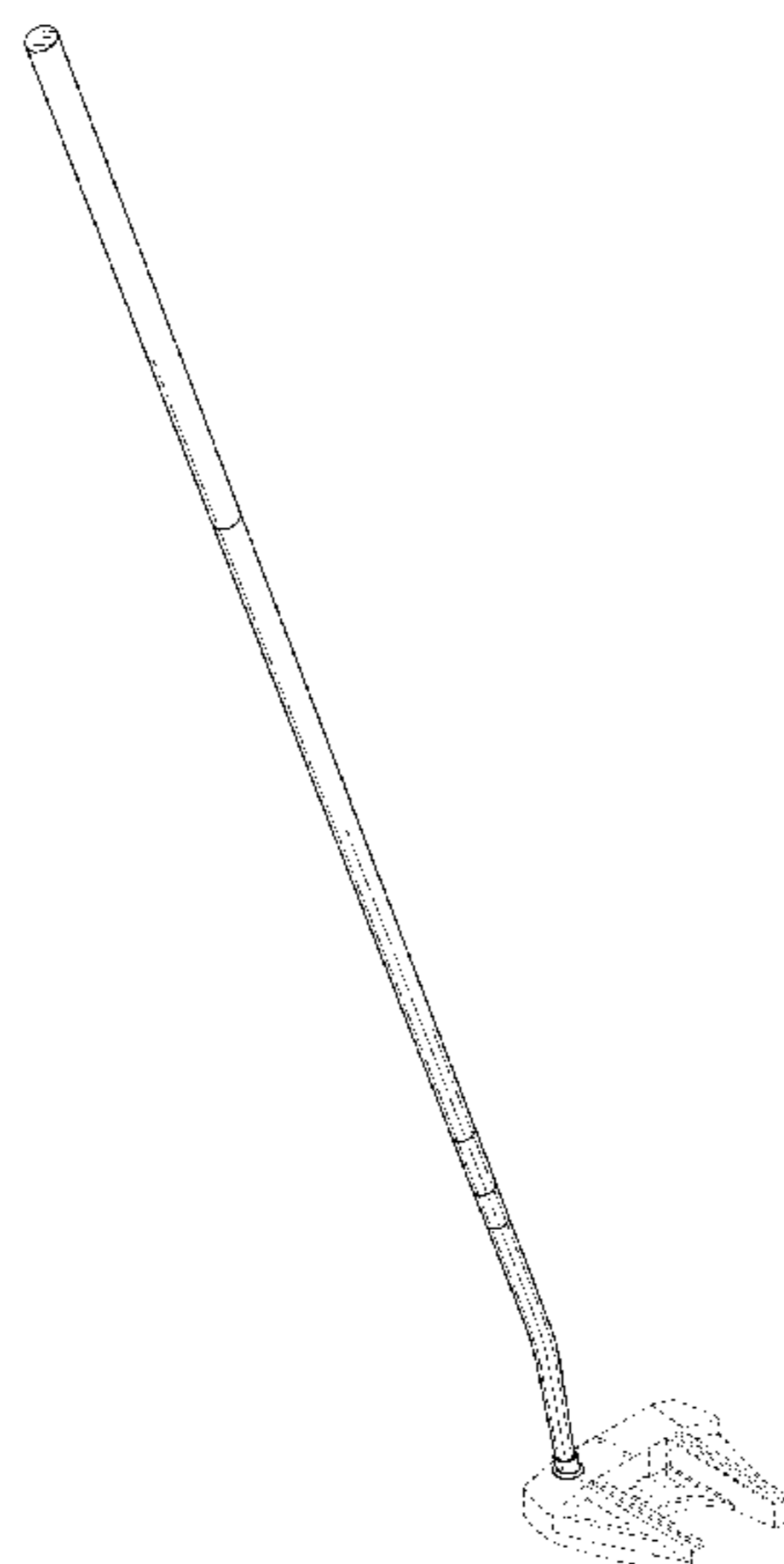
FIG. 1 is a rear perspective view of the putter shaft claimed herein;
FIG. 2 is a rear elevational view thereof;
FIG. 3 is a front elevational view thereof;
FIG. 4 is a right side elevational view thereof;
FIG. 5 is a left side elevational view thereof;
FIG. 6 is a top plan view thereof; and,
FIG. 7 is a bottom plan view thereof.
The broken lines showing a putter head are included for the purpose of illustrating unclaimed subject matter and forms no part of the claimed design.

1 Claim, 5 Drawing Sheets

(56) **References Cited**

U.S. PATENT DOCUMENTS

2,478,468 A * 8/1949 Drake A63B 53/0487
473/313
2,820,638 A * 1/1958 Morrison A63B 53/007
473/252
3,066,936 A * 12/1962 Hyde A63B 53/007
473/313
D203,756 S * 2/1966 Norwood D21/741
3,462,155 A * 8/1969 Pelz A63B 53/007
473/238
3,549,300 A * 12/1970 Pelz A63B 69/3632
473/253



(56)

References Cited

U.S. PATENT DOCUMENTS

5,454,564 A * 10/1995 Kronogard A63B 53/007
 473/201
 5,630,766 A * 5/1997 Granelli A63B 53/02
 473/313
 5,709,613 A * 1/1998 Sheraw A63B 53/02
 473/248
 D394,292 S * 5/1998 Bankhead D21/745
 5,782,705 A * 7/1998 Solari A63B 53/007
 473/300
 D398,683 S * 9/1998 Masuda D21/736
 D398,684 S * 9/1998 Masuda D21/736
 D401,991 S * 12/1998 Collins D21/744
 D405,493 S * 2/1999 Lynch D21/757
 6,190,266 B1 * 2/2001 Pamias A63B 53/02
 473/294
 6,203,447 B1 3/2001 Dillard
 D454,933 S * 3/2002 Shenoha D21/757
 D510,114 S * 9/2005 Lizenbery D21/736
 7,048,643 B2 * 5/2006 Welsh A63B 53/007
 473/293
 7,306,526 B2 * 12/2007 Baek A63B 53/14
 473/294
 7,607,991 B2 * 10/2009 Sorenson A63B 53/02
 473/313
 D674,451 S * 1/2013 Pottorff D21/742
 D674,853 S * 1/2013 Pottorff D21/759
 D676,911 S 2/2013 Brown et al.
 D676,912 S * 2/2013 Lee D21/757
 D686,289 S 7/2013 Brown et al.
 D852,298 S * 6/2019 Essex D21/736
 2012/0172157 A1 * 7/2012 McCrory A63B 69/0002
 473/457

* cited by examiner

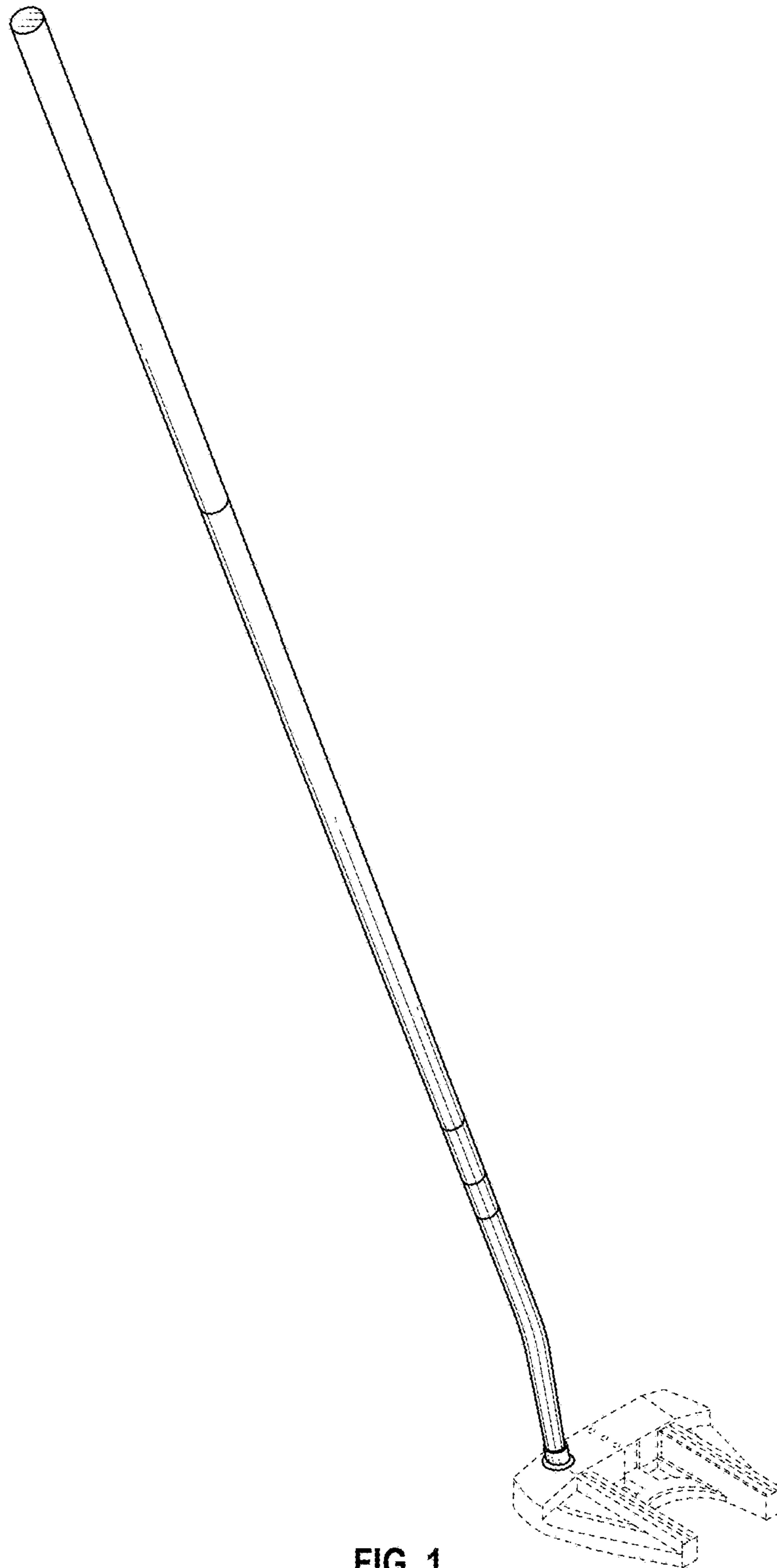


FIG. 1

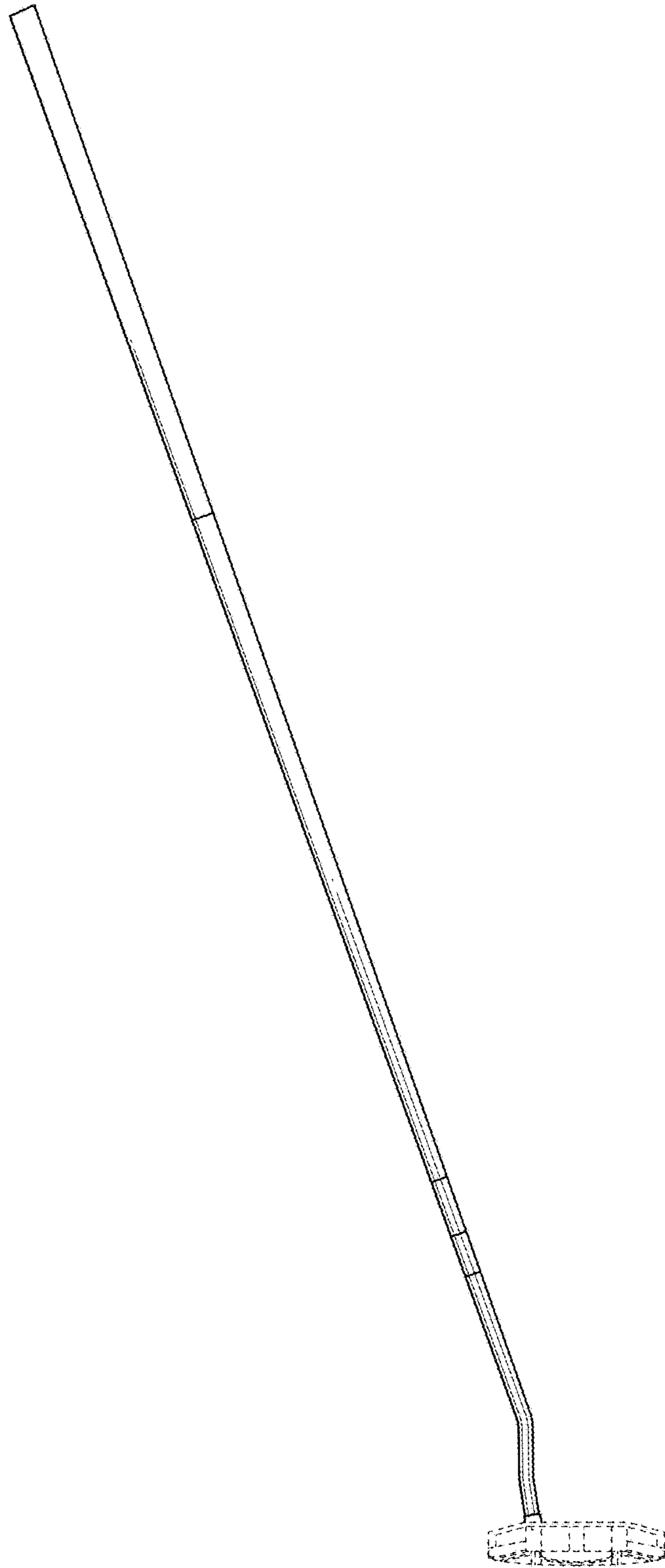


FIG. 2

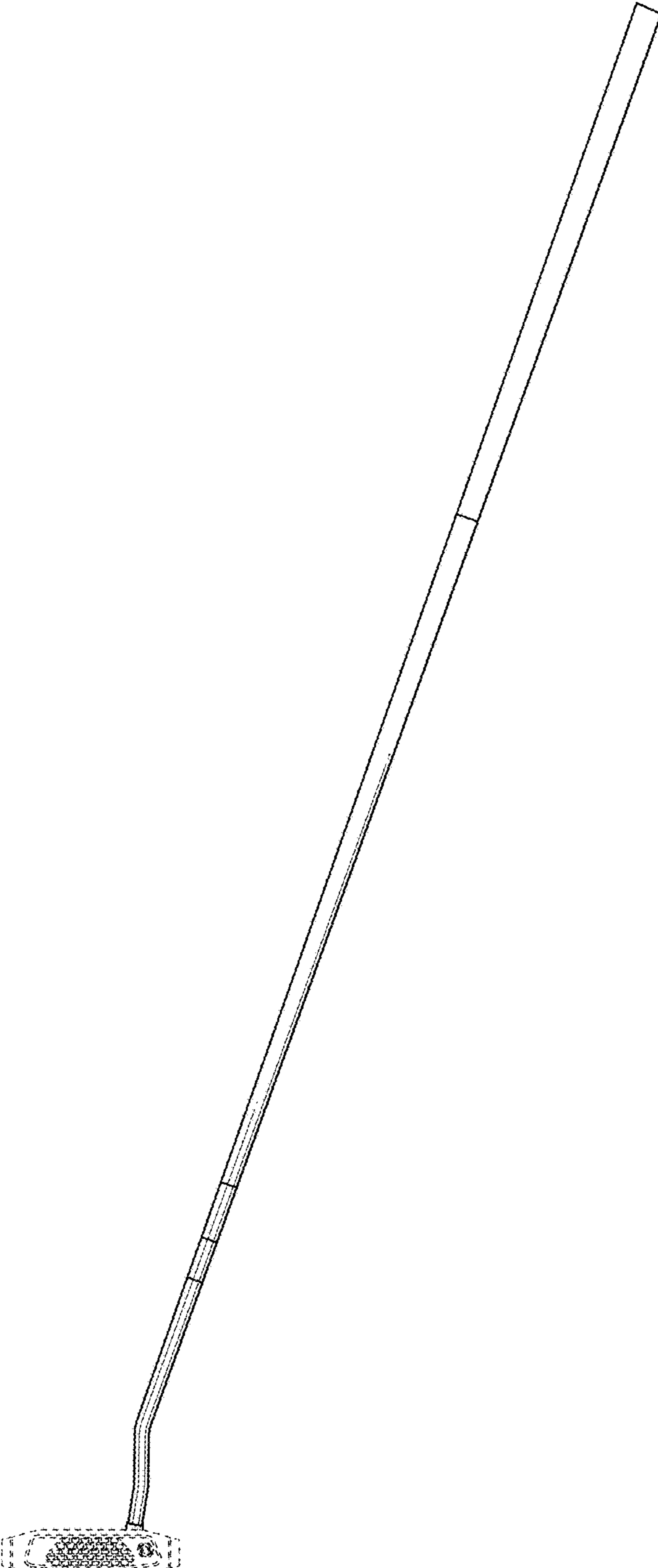


FIG. 3

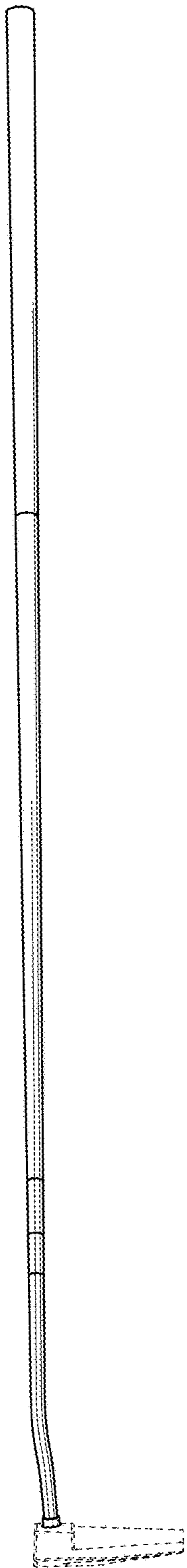


FIG. 4

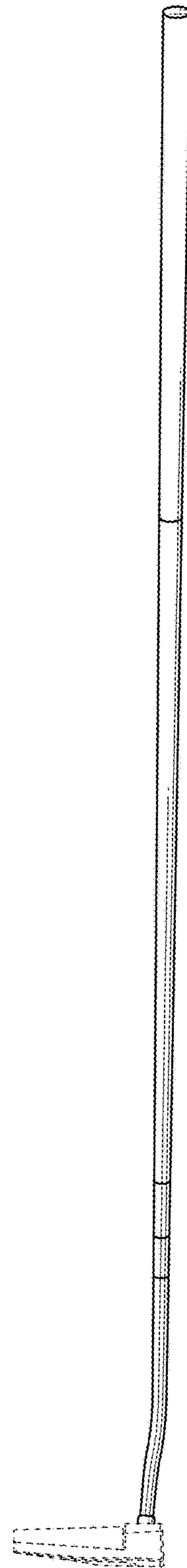


FIG. 5

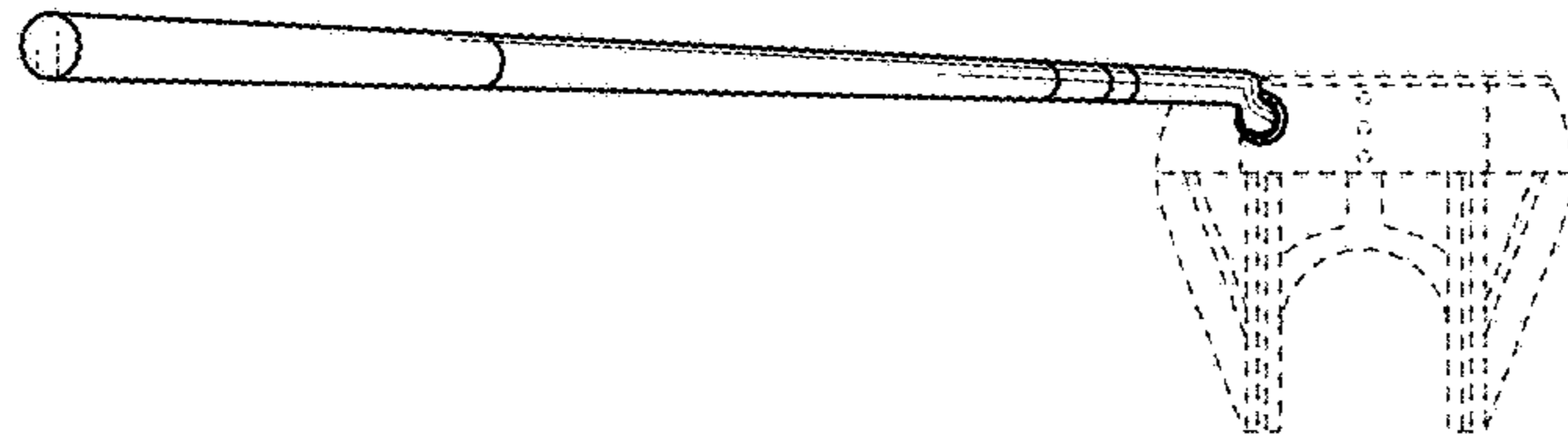


FIG. 6



FIG. 7