



US00D865089S

(12) **United States Design Patent** (10) **Patent No.:** **US D865,089 S**
Oakley (45) **Date of Patent:** **** Oct. 29, 2019**

(54) **BALL**
(71) Applicant: **Donald James Oakley**, Brighton (CA)
(72) Inventor: **Donald James Oakley**, Brighton (CA)
(**) Term: **15 Years**
(21) Appl. No.: **29/635,870**
(22) Filed: **Feb. 3, 2018**

Related U.S. Application Data

(63) Continuation of application No. 29/555,280, filed on Feb. 19, 2016, now abandoned.
(51) **LOC (12) Cl.** **21-02**
(52) **U.S. Cl.**
USPC **D21/713**
(58) **Field of Classification Search**
USPC D21/707-714, 662; D30/160; D11/75, D11/76, 62, 121; D26/1-4, 40, 122, 123, D26/131, 134, 154; 473/569-577, 473/593-615; 40/327; 428/11
CPC . A63B 37/00; A63B 37/0003; A63B 37/0005; A63B 37/0006; A63B 37/0007; A63B 37/0009; A63B 37/0011; A63B 37/0098; A63B 37/0097; A63B 37/12; A63B 37/14; A63B 39/00; A63B 39/06; A63B 39/08; A63B 2039/003; A63B 2039/006; A63B 41/00; A63B 41/08; A63B 41/085; A63B 43/02; A63B 43/002; A63B 43/008; A63B 43/06; A63B 2043/001
See application file for complete search history.

(56) **References Cited**

U.S. PATENT DOCUMENTS

D29,949 S * 1/1899 Barnes 473/378
617,796 A * 1/1899 Wright A63B 39/00
473/609

713,168 A * 11/1902 Stevens et al. A63B 37/0003
264/53
D45,082 S * 12/1913 Worthington D21/708
1,214,863 A * 2/1917 Woeste G02B 5/10
359/851
1,265,036 A * 5/1918 Bendelow A63B 37/0003
473/377
D71,562 S * 11/1926 Penfold D21/708
D72,692 S * 5/1927 Adams D21/708
1,641,144 A * 9/1927 Adams A63B 39/00
473/281
D494,233 S * 8/2004 Kerry D21/662
D574,903 S * 8/2008 Danta D21/713
7,588,505 B2 * 9/2009 Hebert A63B 37/0004
473/378
D695,371 S * 12/2013 Hedeem, Jr. D21/707
D774,150 S * 12/2016 Holland D21/713
10,155,137 B2 * 12/2018 Ishii A63B 37/0051
2002/0023508 A1 * 2/2002 Miyamoto A63B 37/0003
73/866
2004/0152541 A1 * 8/2004 Sajima A63B 37/0004
473/378
2008/0268989 A1 * 10/2008 Lalvani A63B 41/08
473/598

(Continued)

FOREIGN PATENT DOCUMENTS

WO WO 2006132999 A2 * 12/2006 A63B 37/0003

Primary Examiner — Catherine A Tuttle
(74) *Attorney, Agent, or Firm* — Reed Smith LLP


(57) **CLAIM**

The ornamental design for the ball, as shown and described.

DESCRIPTION

FIG. 1 is a front view of the ball showing my new design; FIG. 2 is a left side view thereof; FIG. 3 is a right side view thereof; and, FIG. 4 is a rear view thereof.

1 Claim, 4 Drawing Sheets



(56)

References Cited

U.S. PATENT DOCUMENTS

2015/0011330 A1* 1/2015 Ishii A63B 37/0051
473/371
2015/0343269 A1* 12/2015 Bender A63B 37/0039
473/374
2016/0346626 A1* 12/2016 Nurnberg et al. A63B 37/04

* cited by examiner




FIG. 1




FIG. 2




FIG. 3




FIG. 4