



US00D865078S

(12) **United States Design Patent**
Peng

(10) **Patent No.:** **US D865,078 S**

(45) **Date of Patent:** **** Oct. 29, 2019**

(54) **CONNECTOR PIECE FOR ASSEMBLING TOYS AND FURNITURE**

(71) Applicant: **JiZhong Peng**, Beijing (CN)

(72) Inventor: **JiZhong Peng**, Beijing (CN)

(**) Term: **15 Years**

(21) Appl. No.: **29/622,033**

(22) Filed: **Oct. 13, 2017**

(30) **Foreign Application Priority Data**

Apr. 13, 2017 (CN) 2017 3 0122889

Apr. 14, 2017 (CN) 2017 3 0125416

(51) **LOC (12) Cl.** **21-01**

(52) **U.S. Cl.**

USPC **D21/499**

(58) **Field of Classification Search**

USPC D21/372, 373, 386, 389, 404, 468, 470,
D21/471, 484–505; D25/113–116, 118;
D8/382

CPC A63H 33/04; A63H 33/06; A63H 33/08;
A63H 33/084; A63H 33/086; A63H
33/088; A63H 33/10; A63H 33/105;
A63H 33/108

See application file for complete search history.

(56) **References Cited**

U.S. PATENT DOCUMENTS

- 319,764 A * 6/1885 Westcott A63H 33/084
446/125
- 1,281,856 A * 10/1918 Shaw A63H 33/105
211/189
- 1,894,605 A * 1/1933 Wright A63H 33/04
446/122
- 1,958,508 A * 5/1934 Audet A63H 33/088
446/184
- 3,747,261 A * 7/1973 Salem A63H 33/108
273/155

- 3,973,855 A * 8/1976 Florence A63H 33/105
403/171
 - 4,493,425 A * 1/1985 Yoshida A47B 47/0033
206/504
 - 4,676,762 A * 6/1987 Ballard A63H 33/105
446/104
 - 5,069,647 A * 12/1991 Zuviria A63H 33/08
446/120
 - D359,315 S * 6/1995 Tacey D21/499
- (Continued)

Primary Examiner — Cynthia M. Chin

(74) *Attorney, Agent, or Firm* — Muncy, Geissler, Olds & Lowe, P.C.

(57) **CLAIM**

The ornamental design for a connector piece for assembling toys and furniture, as shown and described.

DESCRIPTION

FIG. 1 is a front perspective view of a connector piece for assembling toys and furniture according to the present invention.

FIG. 2 is a front view of the connector piece for assembling toys and furniture of FIG. 1.

FIG. 3 is a rear view of the connector piece for assembling toys and furniture of FIG. 1.

FIG. 4 is a left side view of the connector piece for assembling toys and furniture of FIG. 1.

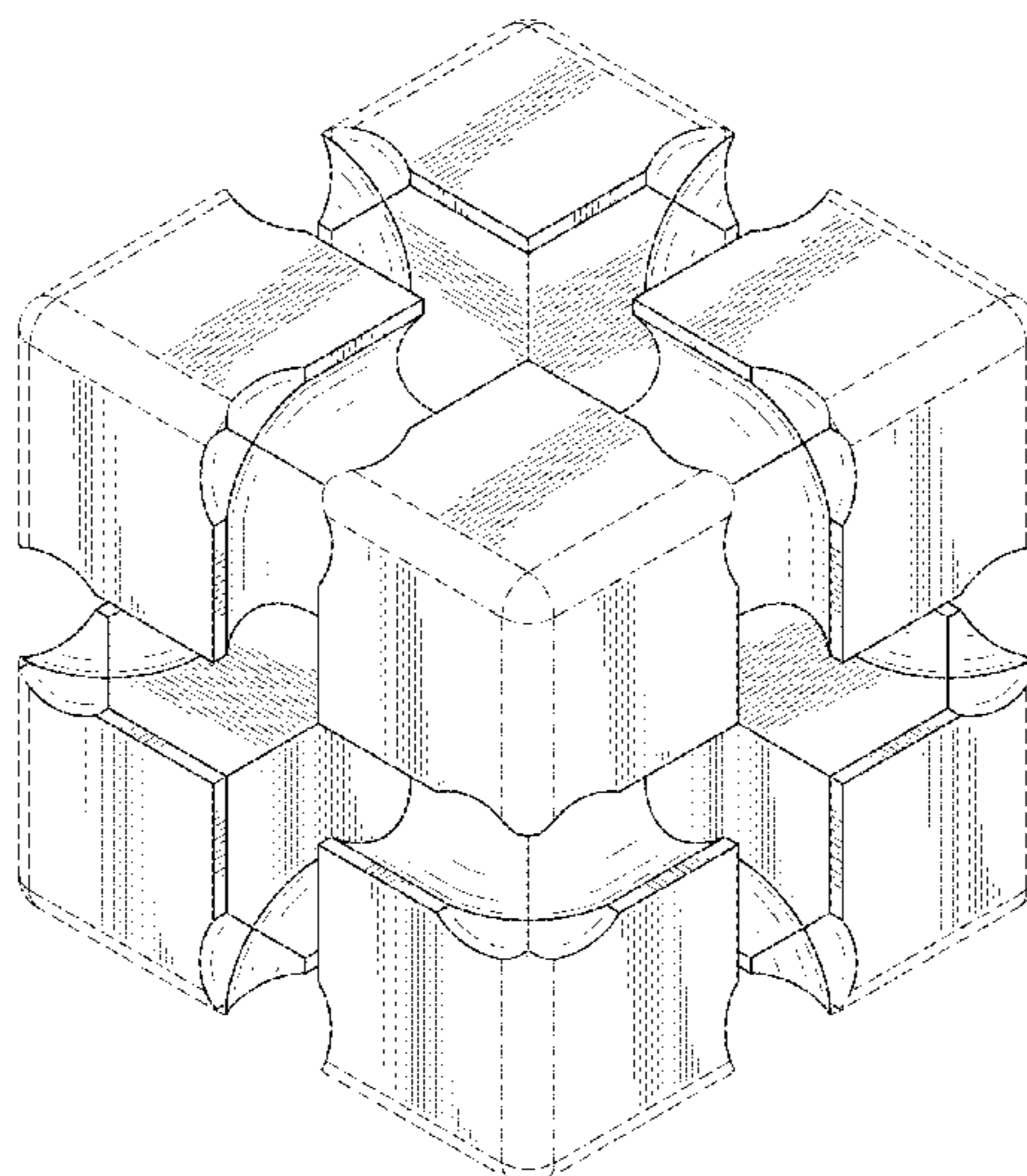
FIG. 5 is a right side view of the connector piece for assembling toys and furniture of FIG. 1.

FIG. 6 is a top view of the connector piece for assembling toys and furniture of FIG. 1; and,

FIG. 7 is a bottom view of the connector piece for assembling toys and furniture of FIG. 1.

The broken lines immediately adjacent the shaded areas represent the bounds of the claim and all other broken lines represent unclaimed portions of the article. None of the broken lines form a part of the claimed design.

1 Claim, 7 Drawing Sheets



(56)

References Cited

U.S. PATENT DOCUMENTS

5,617,691 A * 4/1997 Yamamoto A63H 33/08
446/125
5,803,782 A * 9/1998 Selton A47B 47/0016
446/125
D403,028 S * 12/1998 Barton, Jr. D21/486
5,909,809 A * 6/1999 Franklin B43M 99/00
206/525
5,928,052 A * 7/1999 Buscher A63H 33/10
446/118
6,345,474 B1 * 2/2002 Triplett E02D 27/01
405/229
6,543,969 B1 * 4/2003 Adam E02D 29/025
405/262
D741,414 S * 10/2015 Lu D21/499
9,238,179 B2 * 1/2016 Carpenter A63H 33/062
D792,607 S * 7/2017 Penterman D25/113
D792,608 S * 7/2017 Penterman D25/113
D794,134 S * 8/2017 Wang D21/499
9,829,022 B2 * 11/2017 Su F16B 7/0413

* cited by examiner

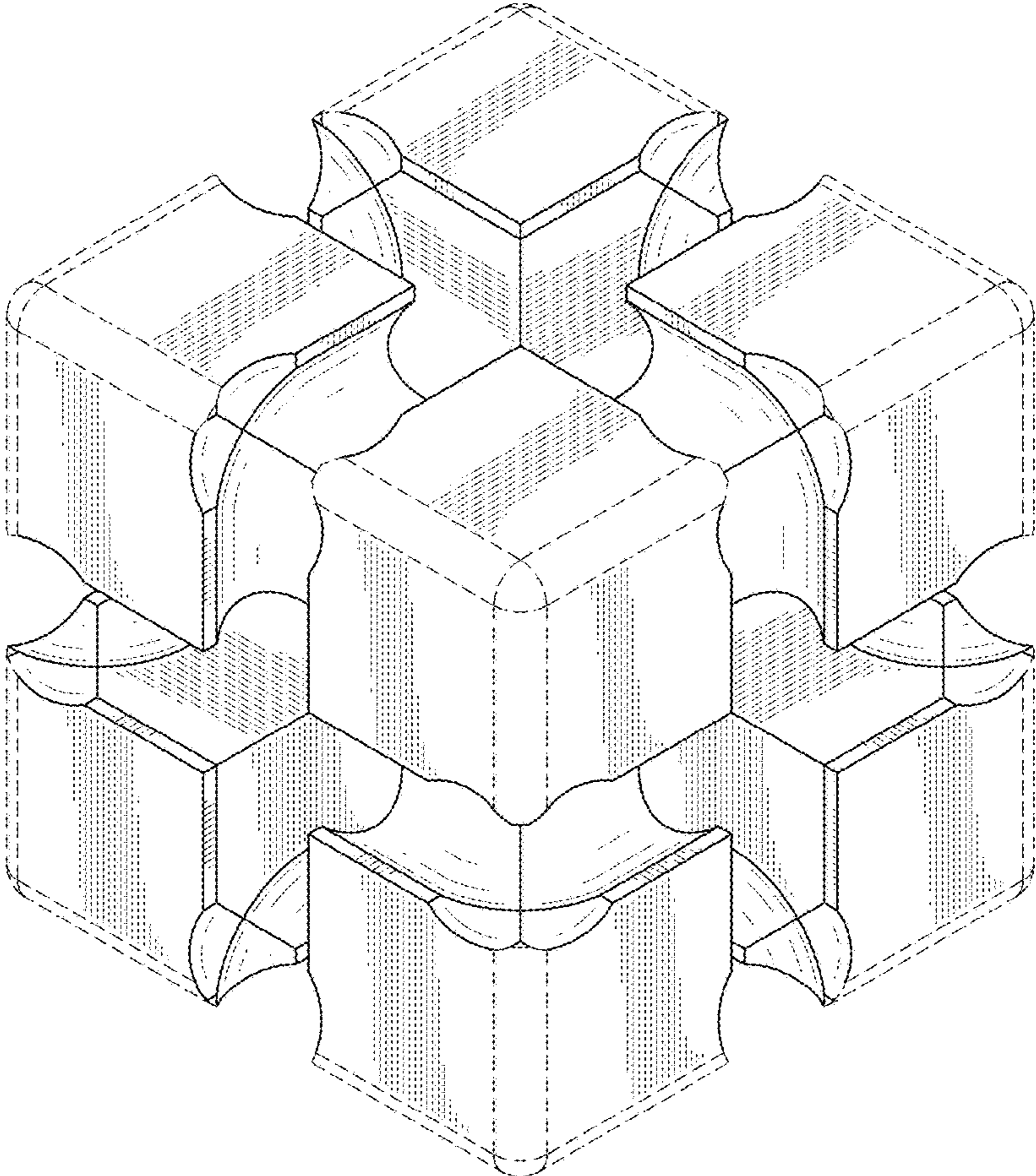


FIG.1

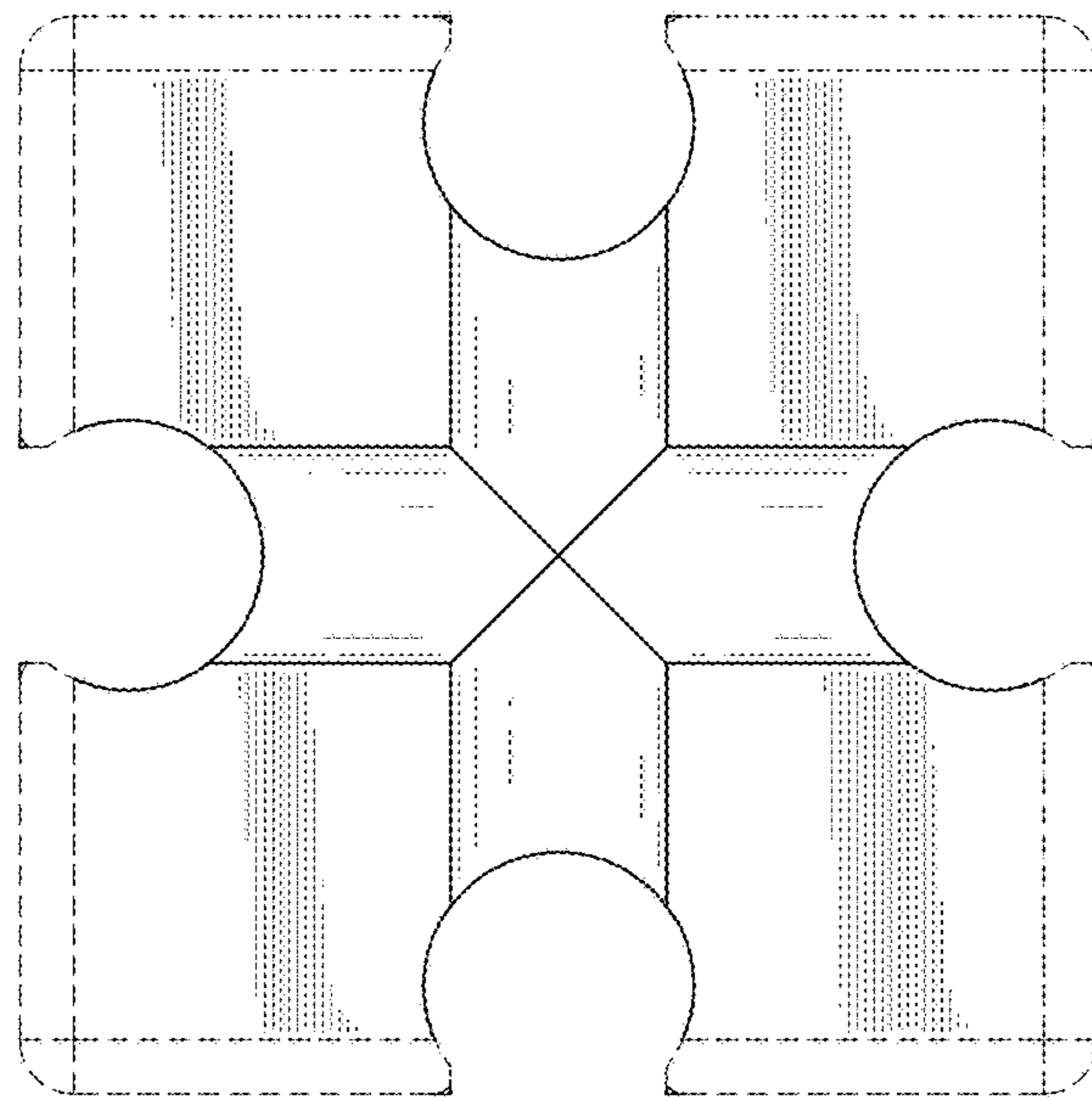


FIG.2

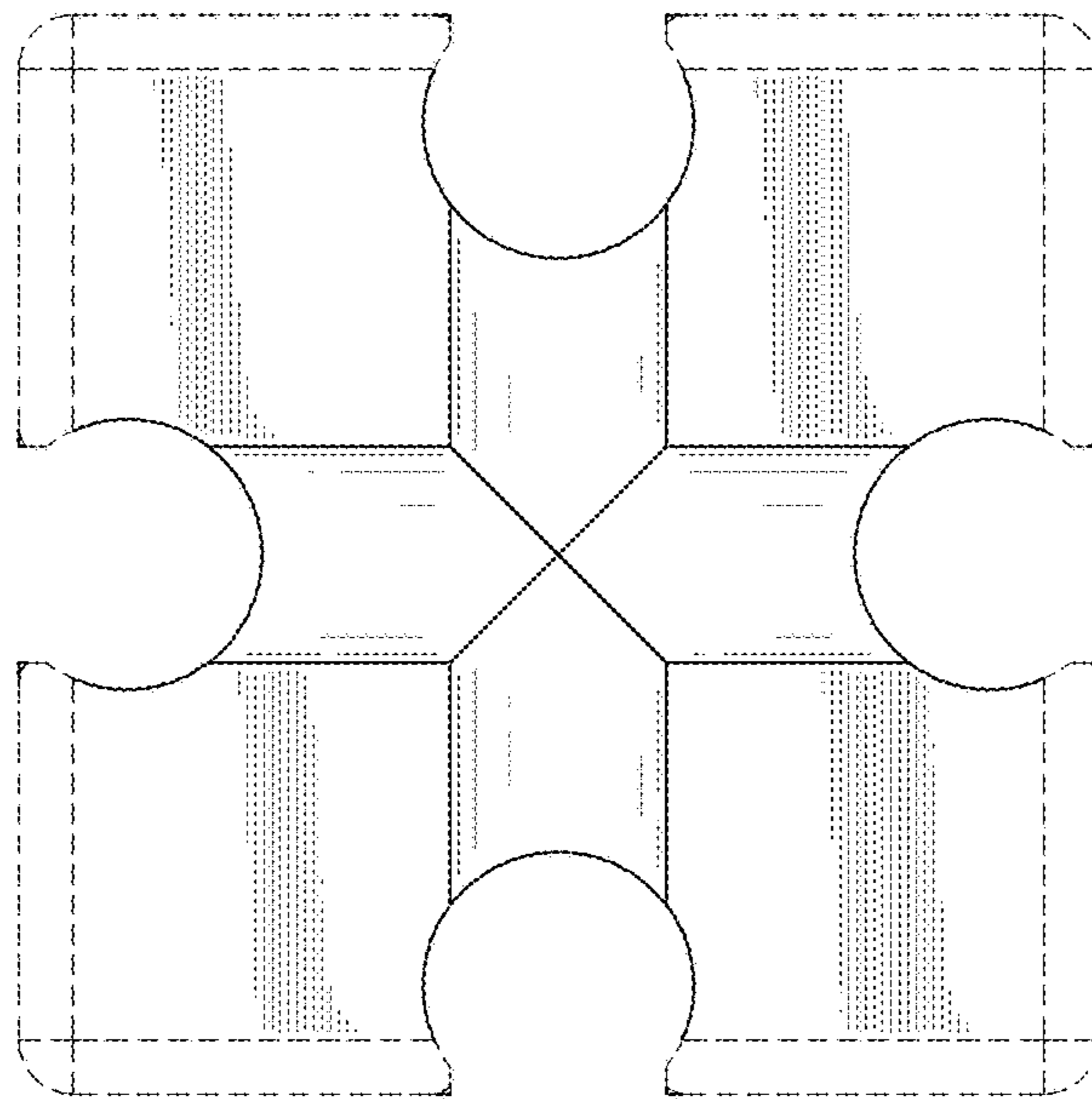


FIG.3

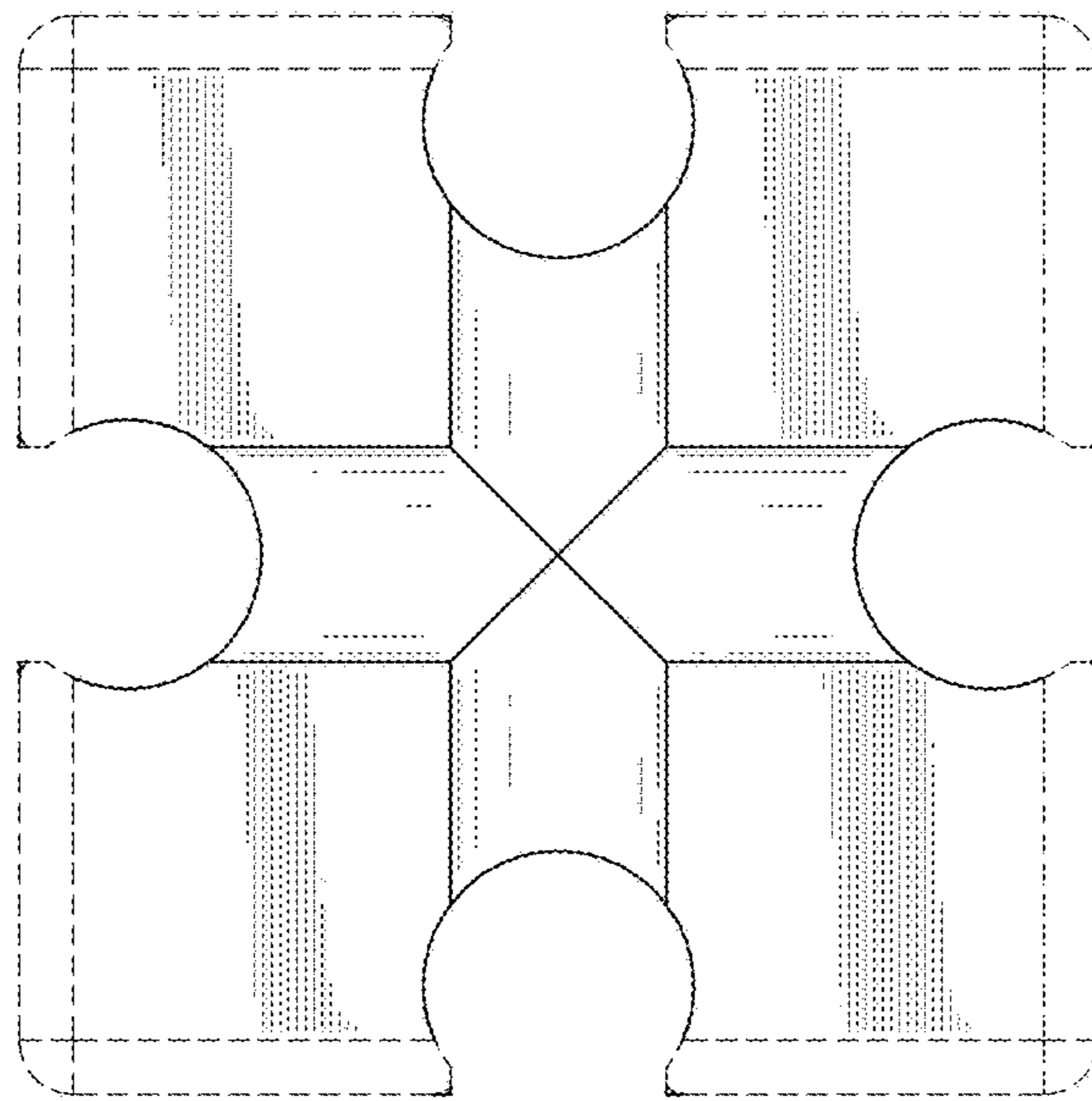


FIG.4

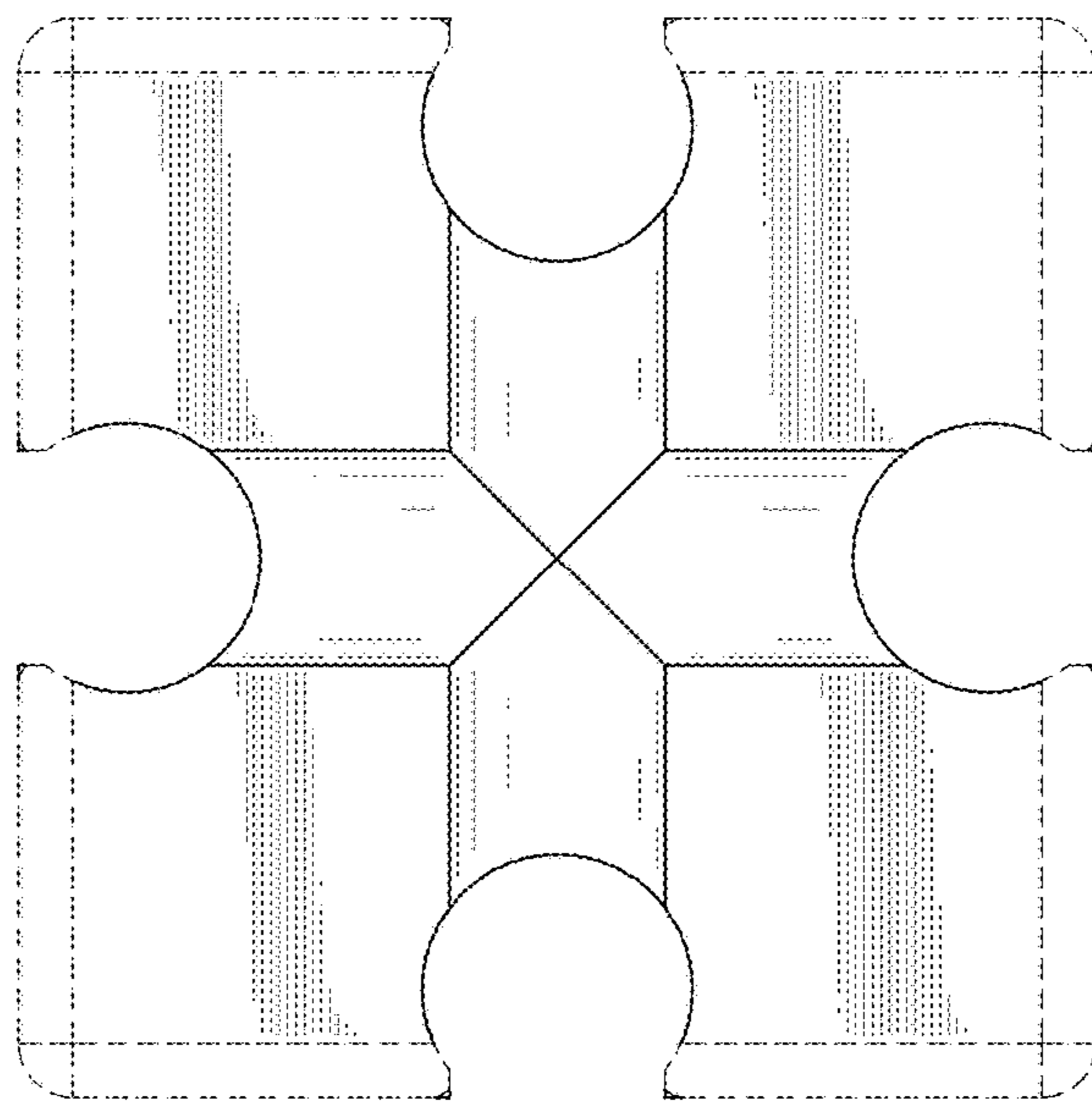


FIG.5

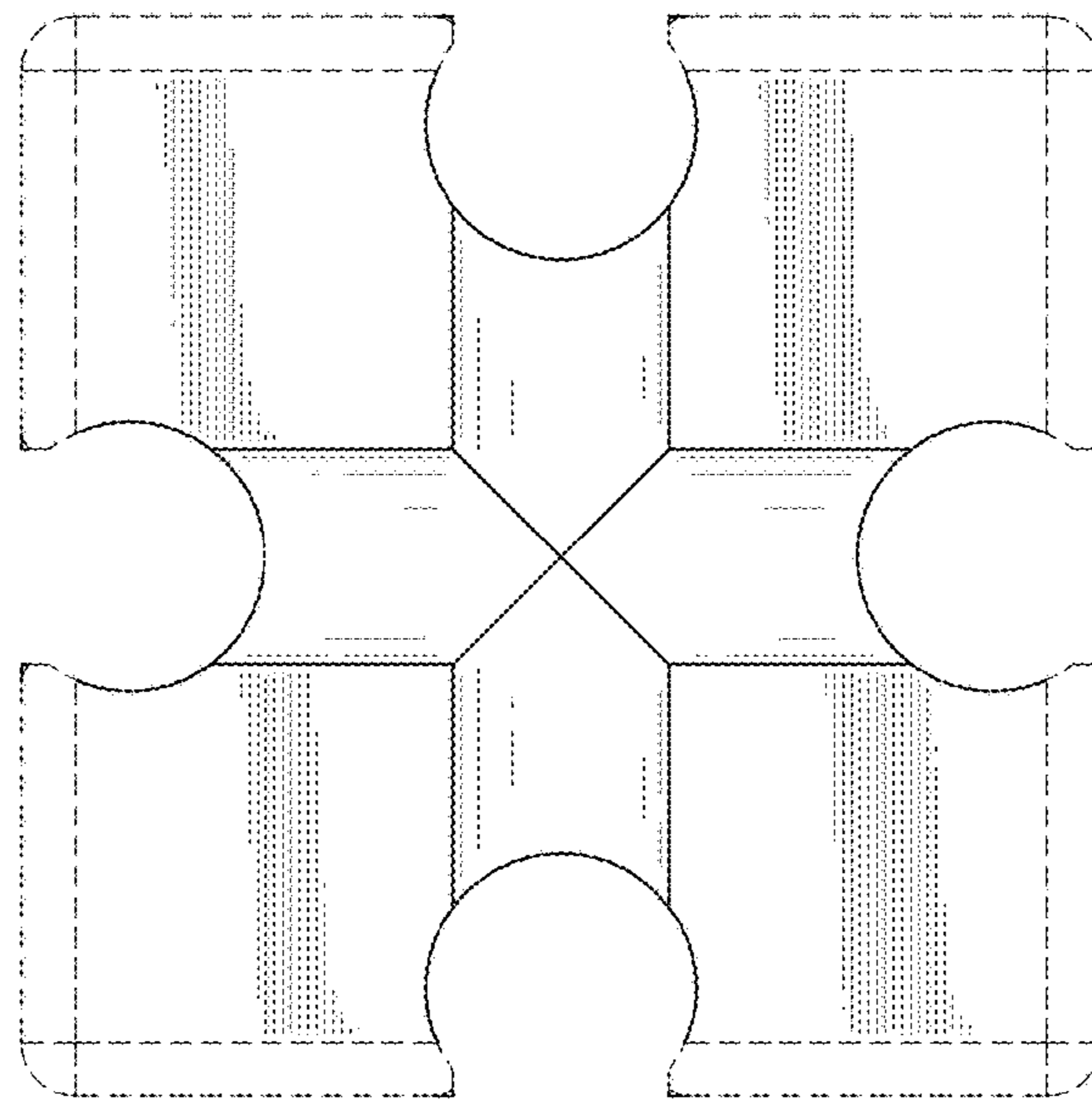


FIG.6

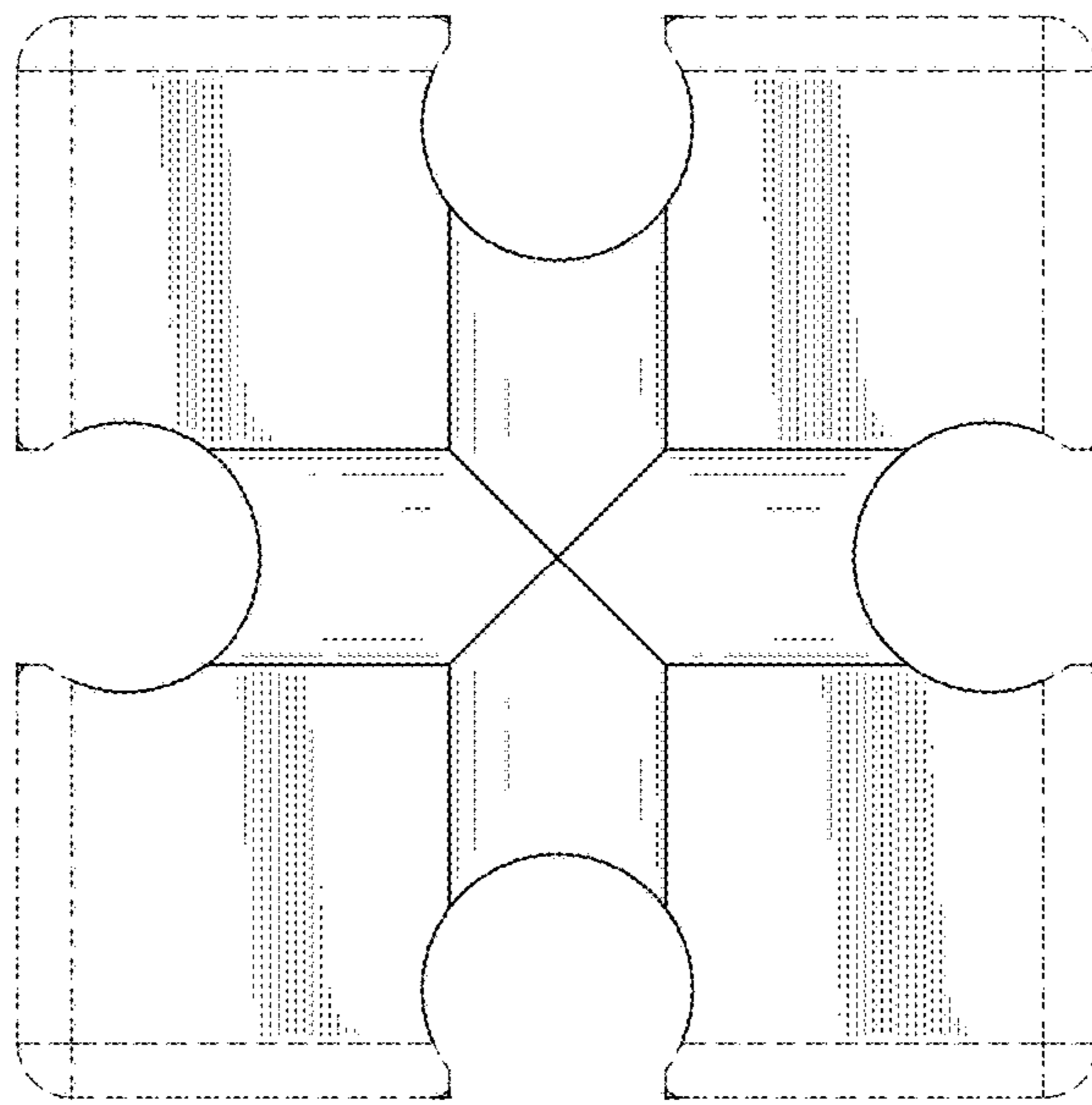


FIG.7