



US00D865058S

(12) **United States Design Patent** (10) **Patent No.:** **US D865,058 S**
DeCarlo et al. (45) **Date of Patent:** **** Oct. 29, 2019**

(54) **FILE FOLDER**

(71) Applicant: **IdeaStream Consumer Products, LLC**, Cleveland, OH (US)

(72) Inventors: **Anthony J. DeCarlo**, Parma, OH (US); **Curtis Patrick Taylor**, Chagrin Falls, OH (US); **Chanseol Chung**, Hollywood, FL (US); **Daniel V. Perella**, Hudson, OH (US)

(73) Assignee: **IdeaStream Consumer Products, LLC**, Parma, OH (US)

(**) Term: **15 Years**

(21) Appl. No.: **29/621,758**

(22) Filed: **Oct. 11, 2017**

Related U.S. Application Data

(60) Continuation of application No. 29/564,534, filed on May 13, 2016, now Pat. No. Des. 837,295, which is a continuation of application No. 29/491,171, filed on May 19, 2014, now Pat. No. Des. 759,161, which is a continuation of application No. 29/464,580, filed on Aug. 19, 2013, now Pat. No. Des. 705,351, which is a continuation of application No. 29/415,798, filed on Mar. 14, 2012, now Pat. No. Des. 688,302, which is a continuation of application No. 29/368,350, filed on Aug. 23, 2010, now abandoned, which is a continuation of application No. 29/299,333, filed on Dec. 21, 2007, now Pat. No. Des. 622,320, application No. 29/621,758, filed on Oct. 11, 2017, which is a continuation of application No. 14/856,689, filed on Sep. 17, 2015, now abandoned, which is a continuation of application No. 14/064,626, filed on Oct. 28, 2013, now Pat. No. 9,156,303, which is a continuation of application No. 13/151,751, filed on Jun. 2, 2011, now Pat. No. 8,567,659, which is a division of application No. 12/035,079, filed on Feb. 21, 2008, now Pat. No. 7,954,694.

(51) **LOC (12) Cl.** **19-02**

(52) **U.S. Cl.**

USPC **D19/90**

(58) **Field of Classification Search**


USPC D19/26-33, 86, 90, 91; 40/459; 229/67.1-67.4; 281/15.1, 29, 30, 45
CPC B42F 5/00; B42F 7/00; B42F 21/00; B42F 21/02; B42F 21/025; B42F 21/06; B42D 1/004; B42D 1/006; B42D 3/00; B42D 3/04; B42D 3/12; B42P 2221/04; B42P 2241/06; B42P 2241/12; B42P 2241/22; Y10S 493/947

See application file for complete search history.

(56) **References Cited**

U.S. PATENT DOCUMENTS

1,016,789 A * 2/1912 Smith B42F 9/001
281/45
1,508,292 A * 9/1924 Pile B42F 7/06
229/67.1
1,654,545 A * 1/1928 Lindsay B42F 21/00
40/359
1,697,985 A * 1/1929 Lindsay B42F 21/00
116/234
1,730,644 A * 10/1929 Clark B42F 19/00
40/359
1,759,255 A * 5/1930 Greenhaus B42F 7/06
229/67.4
2,000,059 A * 5/1935 Bourdon B42F 3/00
402/18
RE21,205 E * 9/1939 Yawman B42F 19/00
40/359
3,683,533 A * 8/1972 Kelly B42F 19/00
40/359
4,485,962 A * 12/1984 Farley B42F 7/06
229/67.1
4,932,683 A * 6/1990 Perazza B42F 17/18
281/42
5,123,676 A * 6/1992 Donnelly B42F 21/00
281/38
D337,784 S * 7/1993 Wyant D19/26
5,492,268 A * 2/1996 Biddle B42F 17/00
229/67.1
6,453,589 B1 * 9/2002 Schwartz B42F 7/02
229/67.1
D511,171 S * 11/2005 Totten D14/493
D529,508 S * 10/2006 Gusmorino D14/485
D530,743 S * 10/2006 Ong D19/26



D536,701	S *	2/2007	Gusmorino	D14/492
D537,836	S *	3/2007	Gusmorino	D14/492
D540,813	S *	4/2007	Gusmorino	D14/492
D549,236	S *	8/2007	O'Donnell	D14/493
D590,417	S *	4/2009	Barcheck	D14/490
D597,555	S *	8/2009	Ozzie	D14/493
D613,756	S *	4/2010	Moreau	D14/493
7,954,694	B2 *	6/2011	DeCarlo	B42F 7/00 229/67.2
8,419,308	B2 *	4/2013	Koike	B42F 13/10 24/67.9
8,567,659	B2 *	10/2013	Chung	B42F 7/00 229/67.1
D705,863	S *	5/2014	Klosky	D19/26
D719,214	S *	12/2014	Klosky	D19/26
D733,798	S *	7/2015	Russell	D19/26
9,156,303	B2 *	10/2015	DeCarlo	B42F 21/025
D750,169	S *	2/2016	Russell	D19/26
D761,871	S *	7/2016	Tursi	D14/492
D766,368	S *	9/2016	Klosky	D19/26
D776,157	S *	1/2017	LaJoie	D14/492
D776,161	S *	1/2017	Tursi	D14/493
D783,679	S *	4/2017	Vulk	D14/492
2006/0278686	A1 *	12/2006	Rittmann	B42F 7/02 229/67.3
2008/0156853	A1 *	7/2008	Dodson	B42F 15/0035 229/67.1
2009/0255982	A1 *	10/2009	Sanchez Ponce	B42F 7/02 229/67.1
2013/0036637	A1 *	2/2013	Mazursky	B42F 21/02 40/359
2015/0102092	A1 *	4/2015	Russell	B42F 7/06 229/67.1

* cited by examiner

Primary Examiner — Elizabeth A. Albert
(74) Attorney, Agent, or Firm — Calfee, Halter & Griswold LLP

(57) **CLAIM**

The ornamental designs for a file folder, as shown and described.

DESCRIPTION

FIG. 1 is a top plan view of a first embodiment of a file folder, wherein the folder is shown in the open position;
FIG. 2 is a front elevational view of the file folder of FIG. 1;
FIG. 3 is a rear elevational view of the file folder of FIG. 1;
FIG. 4 is a left side elevational view of the file folder of FIG. 1;
FIG. 5 is a right side elevational view of the file folder of FIG. 1;
FIG. 6 is a top plan view of the file folder of FIG. 1, wherein the folder is shown closed in a first position;
FIG. 7 is a bottom plan view of the file folder of FIG. 1, wherein the folder is shown closed in the first position;
FIG. 8 is a top plan view of the file folder of FIG. 1, wherein the folder is shown closed in a second position;
FIG. 9 is a bottom plan view of the file folder of FIG. 1, wherein the folder is shown closed in the second position;
FIG. 10 is an isometric view of the file folder of FIG. 1, wherein the folder is partially closed in the first position;
FIG. 11 is a top plan view of a second embodiment of a file folder, wherein the folder is shown in the open position;
FIG. 12 is a front elevational view of the file folder of FIG. 11;

FIG. 13 is a rear elevational view of the file folder of FIG. 11;
FIG. 14 is a left side elevational view of the file folder of FIG. 11;
FIG. 15 is a right side elevational view of the file folder of FIG. 11;
FIG. 16 is a top plan view of the file folder of FIG. 11, wherein the folder is shown closed in a first position;
FIG. 17 is a bottom plan view of the file folder of FIG. 11, wherein the folder is shown closed in the first position;
FIG. 18 is a top plan view of the file folder of FIG. 11, wherein the folder is shown closed in a second position;
FIG. 19 is a bottom plan view of the file folder of FIG. 11, wherein the folder is shown closed in the second position;
FIG. 20 is an isometric view of the file folder of FIG. 11, wherein the folder is partially closed in the first position;
FIG. 21 is a top plan view of a third embodiment of a file folder, wherein the folder is shown in the open position;
FIG. 22 is a front elevational view of the file folder of FIG. 21;
FIG. 23 is a rear elevational view of the file folder of FIG. 21;
FIG. 24 is a left side elevational view of the file folder of FIG. 21;
FIG. 25 is a right side elevational view of the file folder of FIG. 21;
FIG. 26 is a top plan view of the file folder of FIG. 21, wherein the folder is shown closed in a first position;
FIG. 27 is a bottom plan view of the file folder of FIG. 21, wherein the folder is shown closed in the first position;
FIG. 28 is a top plan view of the file folder of FIG. 21, wherein the folder is shown closed in a second position;
FIG. 29 is a bottom plan view of the file folder of FIG. 21, wherein the folder is shown closed in the second position;
FIG. 30 is an isometric view of the file folder of FIG. 21, wherein the folder is partially closed in the first position;
FIG. 31 is a top plan view of a fourth embodiment of a file folder, wherein the folder is shown in the open position;
FIG. 32 is a front elevational view of the file folder of FIG. 31;
FIG. 33 is a rear elevational view of the file folder of FIG. 31;
FIG. 34 is a left side elevational view of the file folder of FIG. 31;
FIG. 35 is a right side elevational view of the file folder of FIG. 31;
FIG. 36 is a top plan view of the file folder of FIG. 31, wherein the folder is shown closed in a first position;
FIG. 37 is a bottom plan view of the file folder of FIG. 31, wherein the folder is shown closed in the first position;
FIG. 38 is a top plan view of the file folder of FIG. 31, wherein the folder is shown closed in a second position;
FIG. 39 is a bottom plan view of the file folder of FIG. 31, wherein the folder is shown closed in the second position;
and,
FIG. 40 is an isometric view of the file folder of FIG. 31, wherein the folder is partially closed in the first position.
The broken lines are included to show features of the file folder that form no part of the claimed design.
The broken line in the middle of the folder in FIGS. 1, 11, 21, and 31 is a fold line.




Fig. 1



Fig. 2




Fig. 3




Fig. 4



Fig. 5

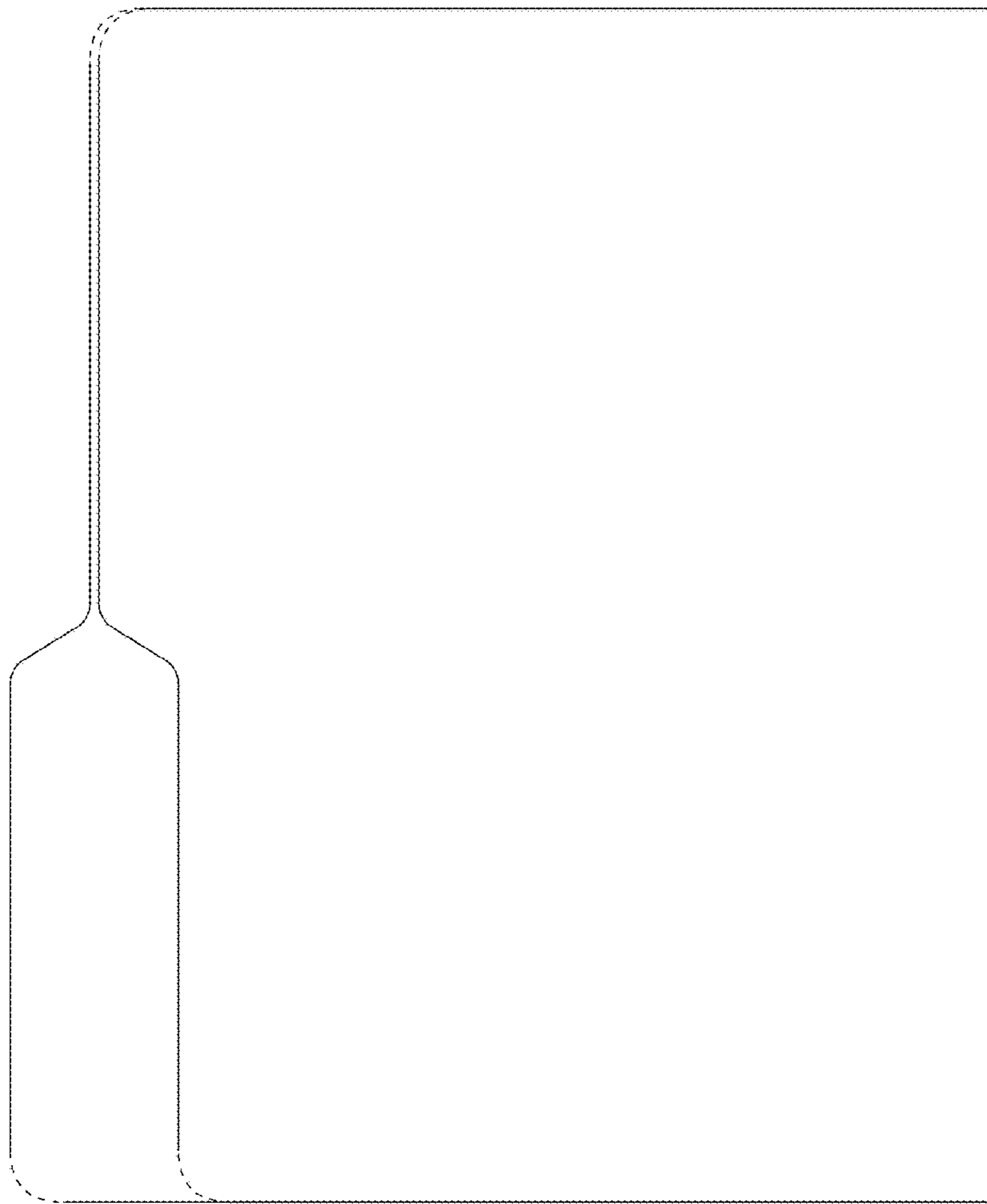


Fig. 6




Fig. 7




Fig. 8




Fig. 9

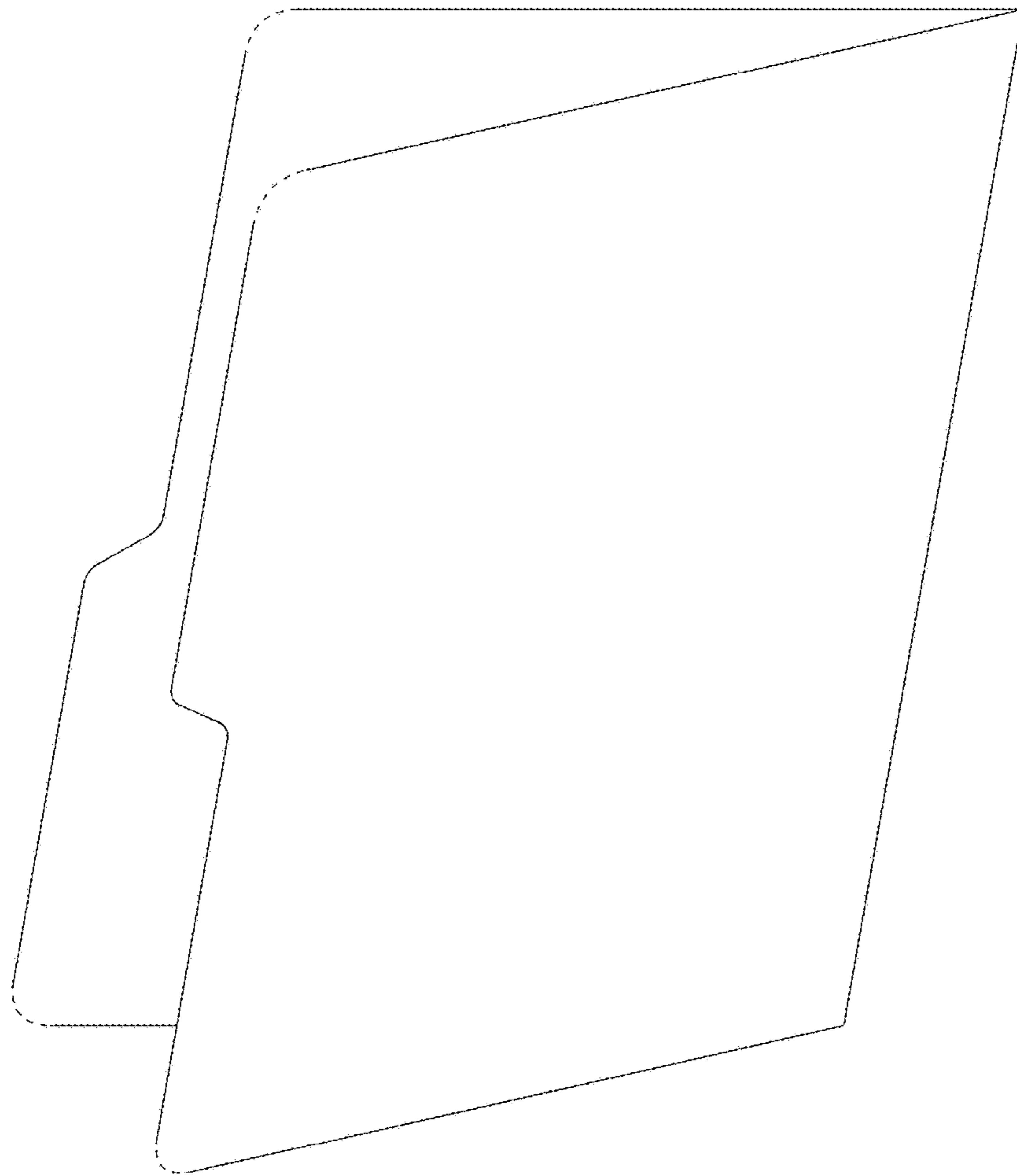


Fig. 10



Fig. 11



Fig. 12



Fig. 13



Fig. 14



Fig. 15

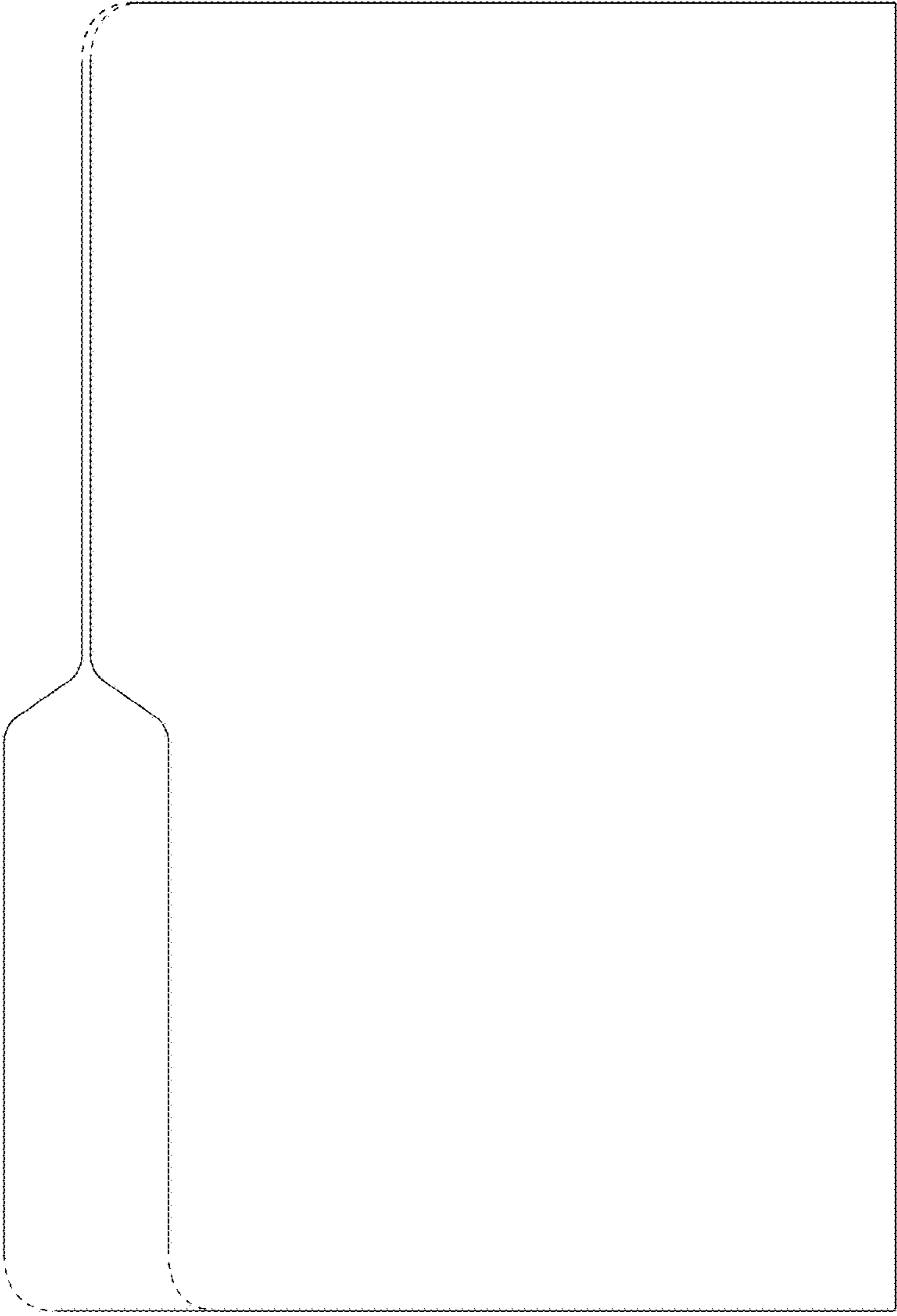


Fig. 16




Fig. 17

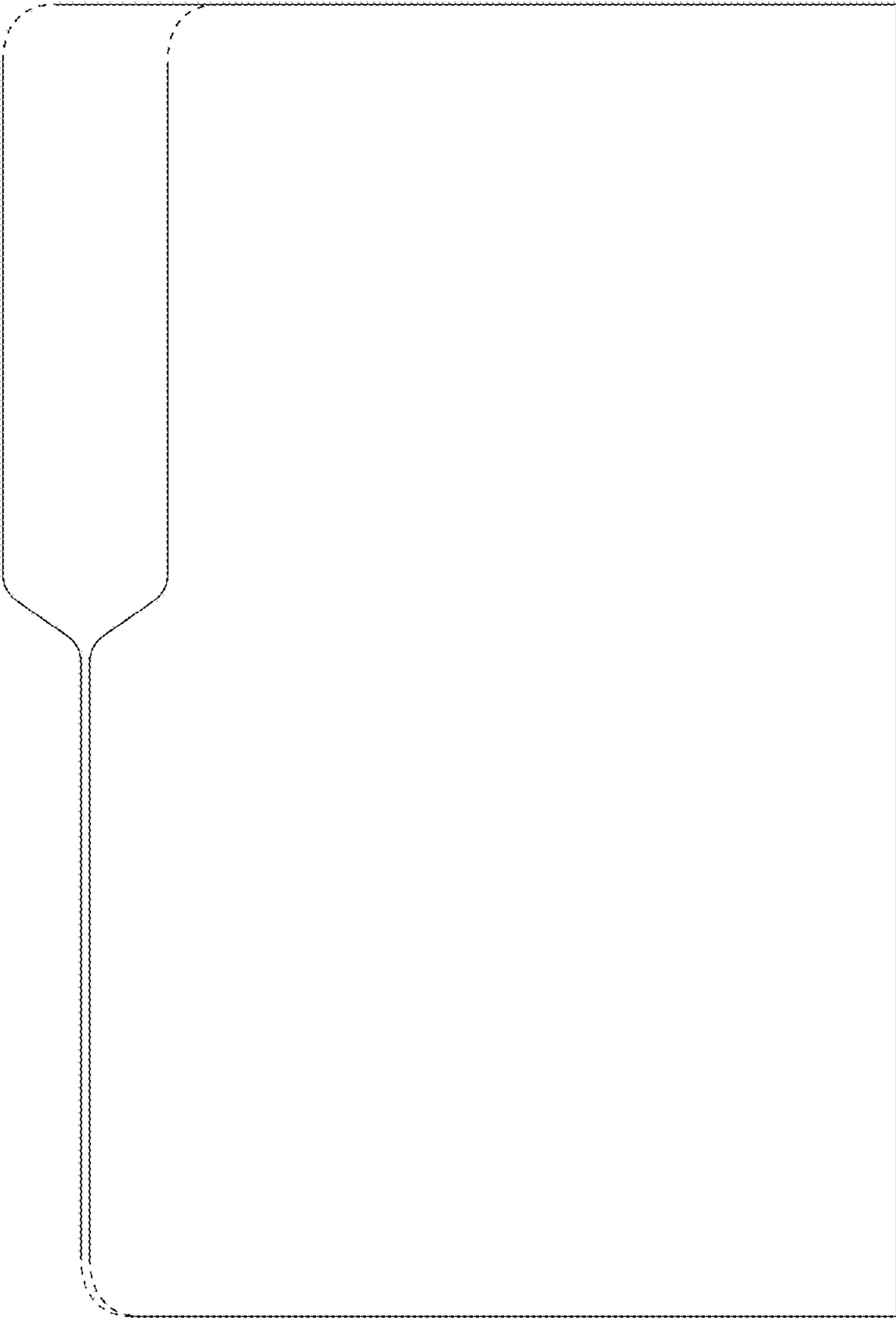


Fig. 18




Fig. 19

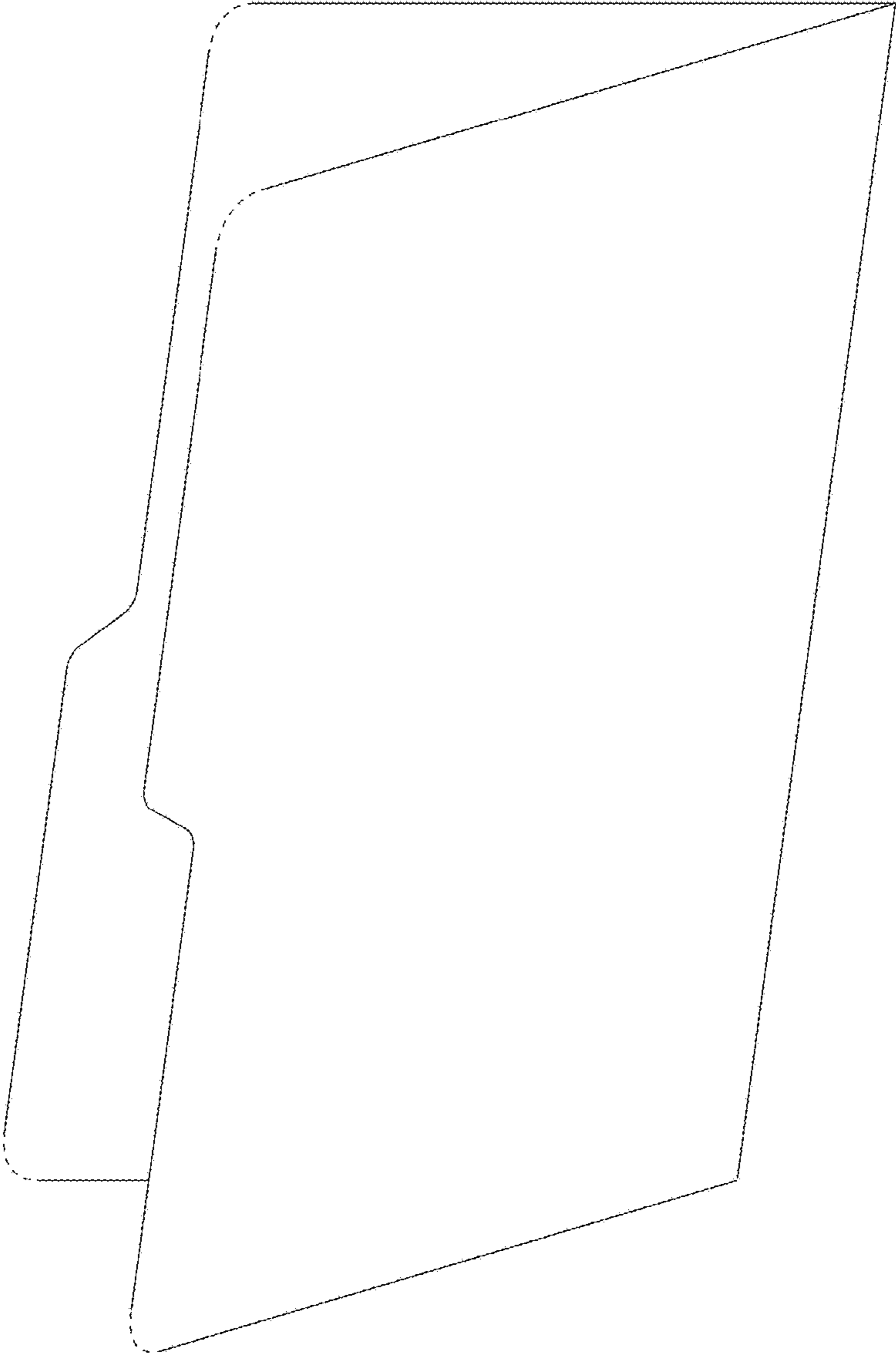


Fig. 20




Fig. 21



Fig. 22



Fig. 23



Fig. 24



Fig. 25

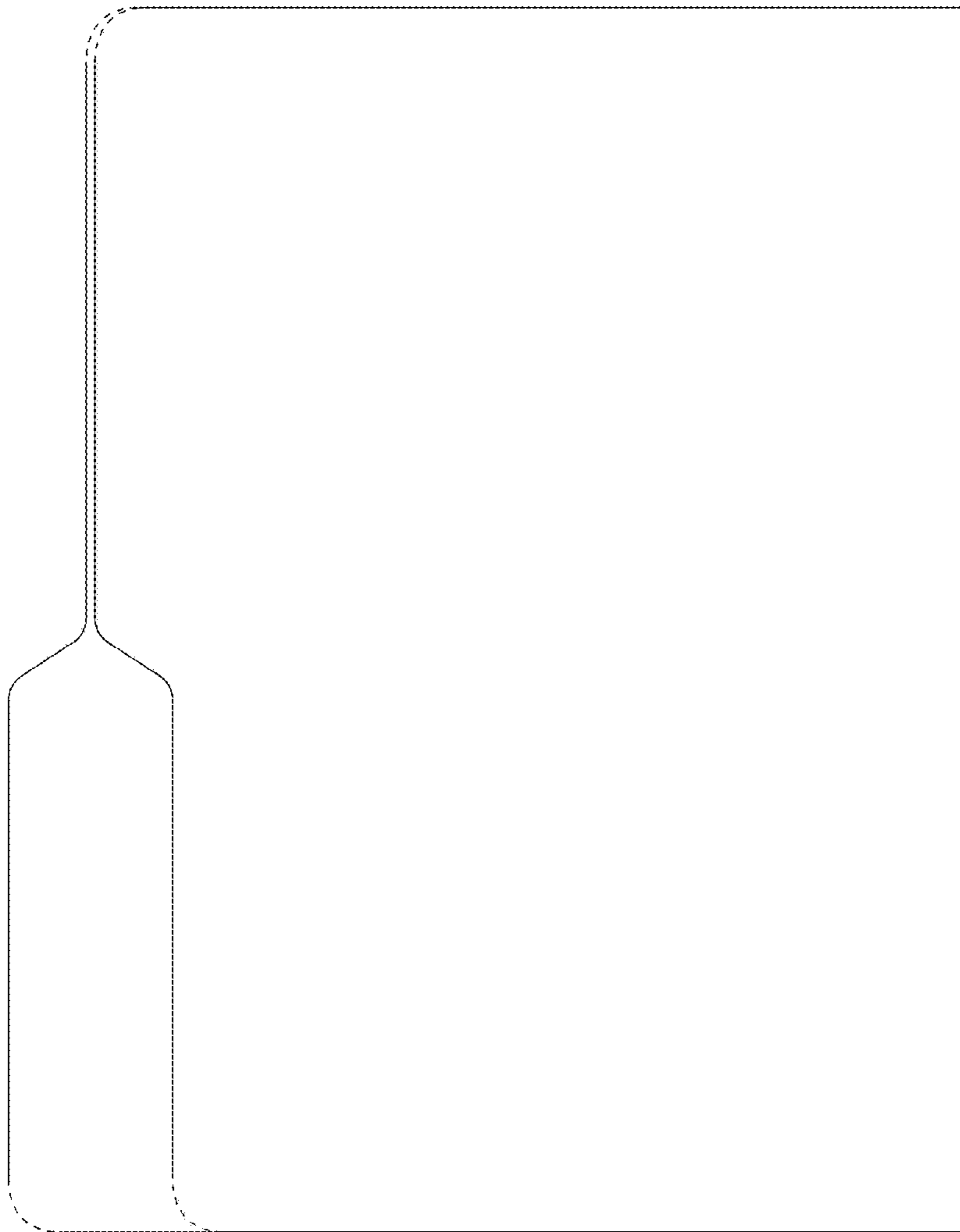


Fig. 26




Fig. 27




Fig. 28




Fig. 29

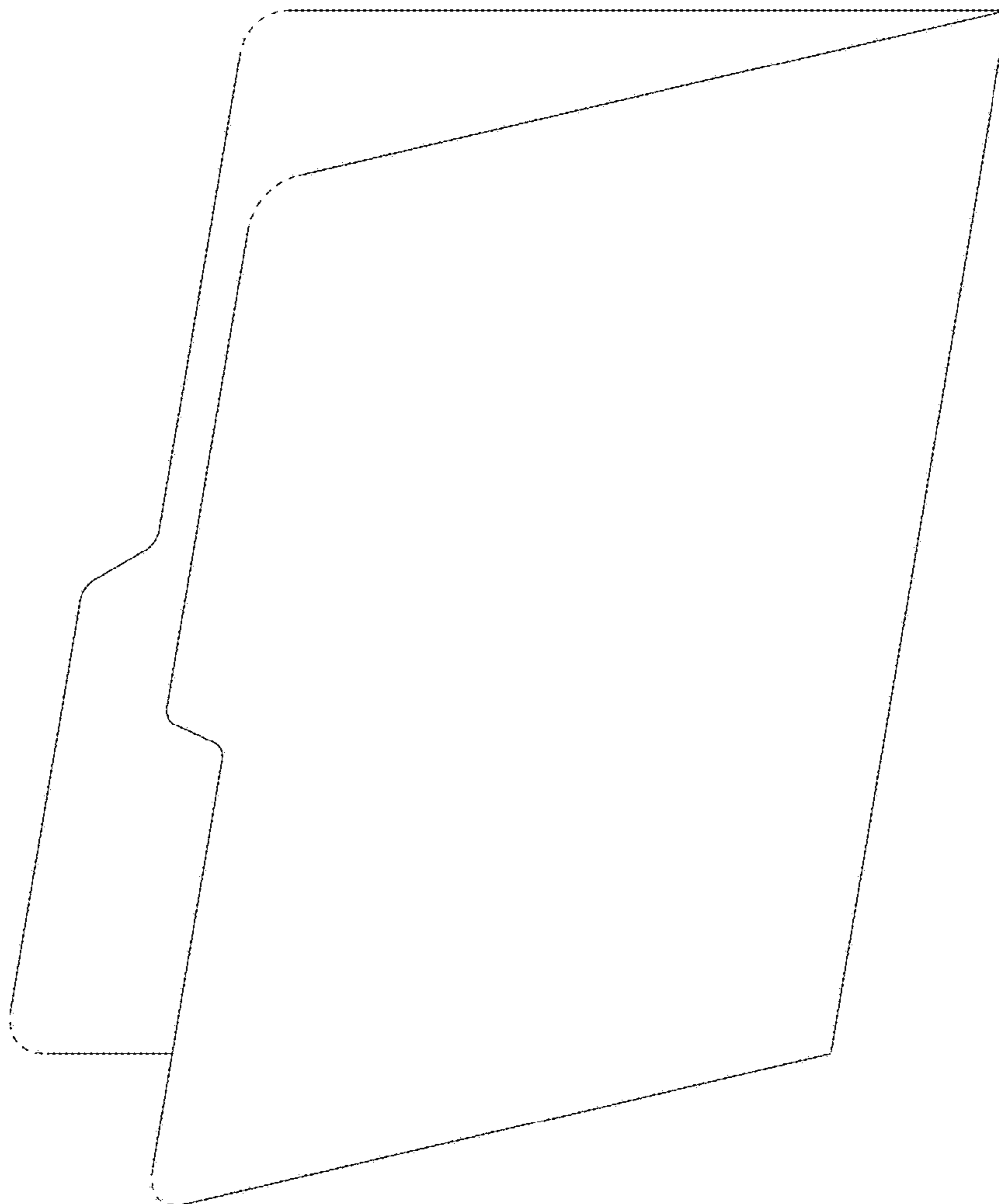


Fig. 30




Fig. 31

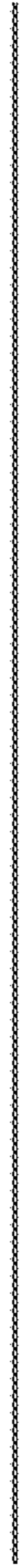


Fig. 32



Fig. 33



Fig. 34

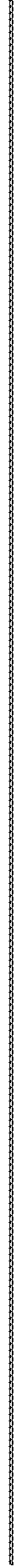


Fig. 35

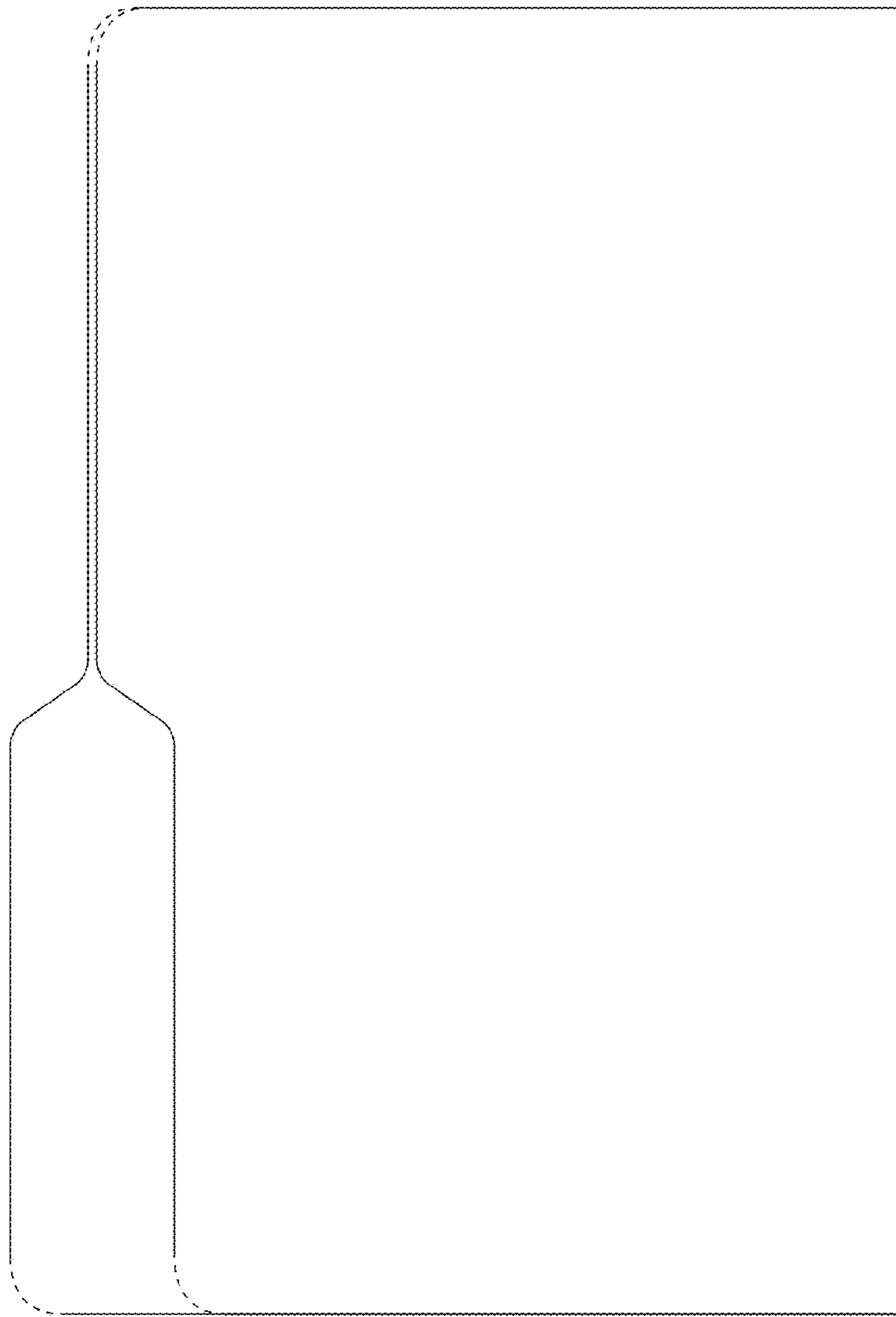


Fig. 36




Fig. 37

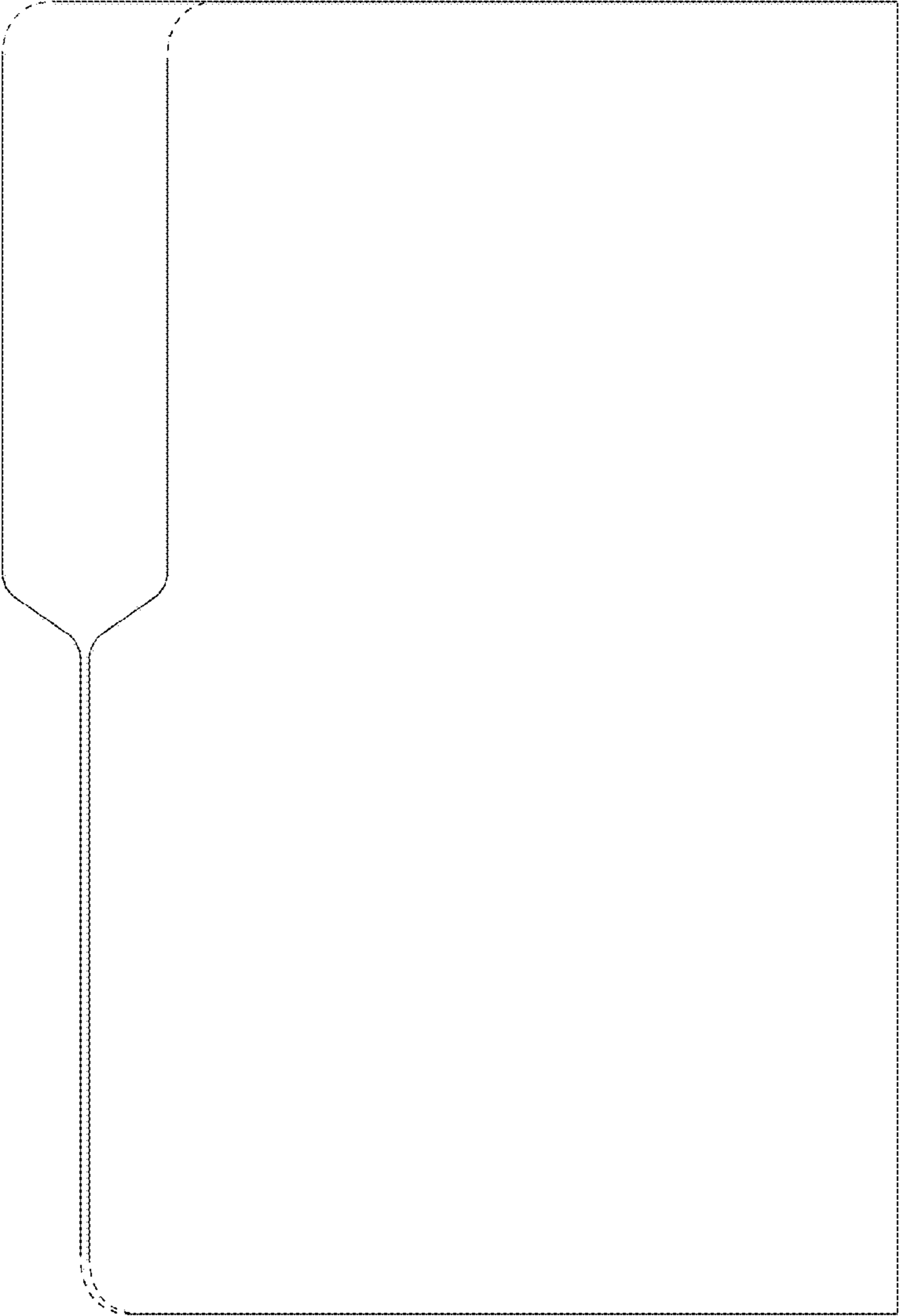


Fig. 38




Fig. 39

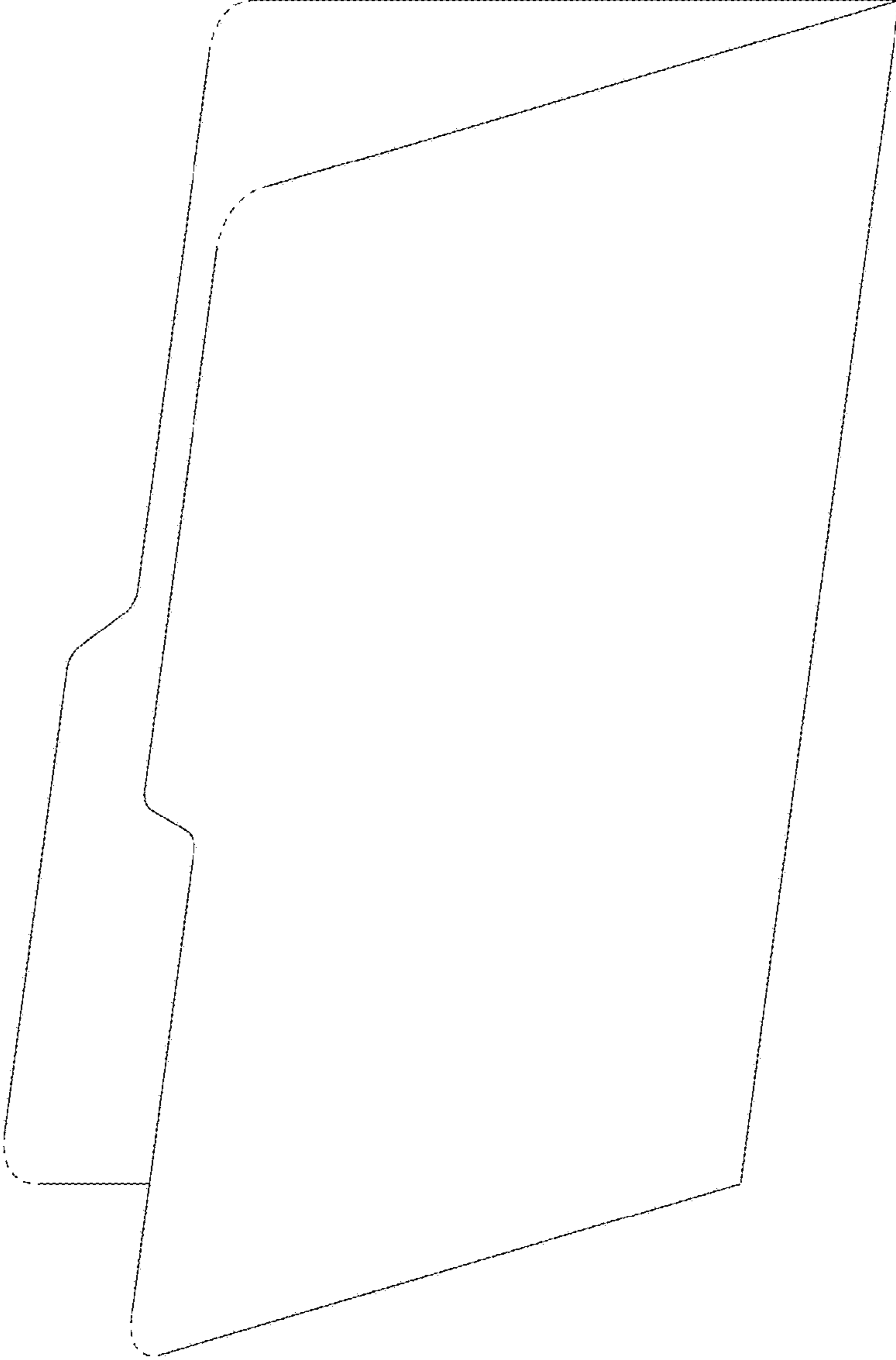


Fig. 40