



US00D865001S

(12) **United States Design Patent** (10) **Patent No.:** **US D865,001 S**
Tamayo et al. (45) **Date of Patent:** **** Oct. 29, 2019**

(54) **DISPLAY SCREEN WITH ANIMATED GRAPHICAL USER INTERFACE**

(71) Applicant: **Capital One Services, LLC**, McLean, VA (US)

(72) Inventors: **Bryan Joseph Tamayo**, Allen, TX (US); **Geoffrey Wayne Dagley**, McKinney, TX (US); **Staevan Alan Duckworth**, The Colony, TX (US); **Qiaochu Tang**, The Colony, TX (US)

(73) Assignee: **CAPITAL ONE SERVICES, LLC**, McLean, VA (US)

(**) Term: **15 Years**

(21) Appl. No.: **29/639,811**

(22) Filed: **Mar. 8, 2018**

(51) **LOC (12) Cl.** **14-04**

(52) **U.S. Cl.**
USPC **D14/492**; D14/490

(58) **Field of Classification Search**
USPC D14/485–495
CPC ... B60K 37/00; G06F 3/0481; G06F 3/04845; G06F 3/04817; G06F 17/212; G06F 19/3406; G06T 13/80; G06T 15/02
See application file for complete search history.

(56) **References Cited**

U.S. PATENT DOCUMENTS

D472,902 S *	4/2003	Nashida	D14/491
D588,151 S *	3/2009	Okada	D14/488
7,502,785 B2 *	3/2009	Chen	G06F 16/164
7,573,522 B2 *	8/2009	Kim	H04N 5/23293
				348/208.12
D640,269 S *	6/2011	Chen	D14/487
D663,744 S *	7/2012	Tanghe	D14/489

D761,268 S *	7/2016	Oh	D14/485
D762,671 S *	8/2016	Chan	D14/485
D768,147 S *	10/2016	Yoo	D14/485
D776,124 S *	1/2017	Lee	D14/485
D781,915 S *	3/2017	Vazquez	D14/494
D795,294 S *	8/2017	Faulkner	D14/489
D797,793 S *	9/2017	Nichols	D14/486
D798,334 S *	9/2017	Dye	D14/489
D802,607 S *	11/2017	Apodaca	D14/485
D803,858 S *	11/2017	Su	D14/486
D810,781 S *	2/2018	Park	D14/492

(Continued)

Primary Examiner — Philip S Hyder

Assistant Examiner — Cary M Robinson

(74) *Attorney, Agent, or Firm* — Finnegan, Henderson, Farabow, Garrett & Dunner LLP

(57) **CLAIM**

The ornamental design for a display screen with animated graphical user interface, as shown and described.

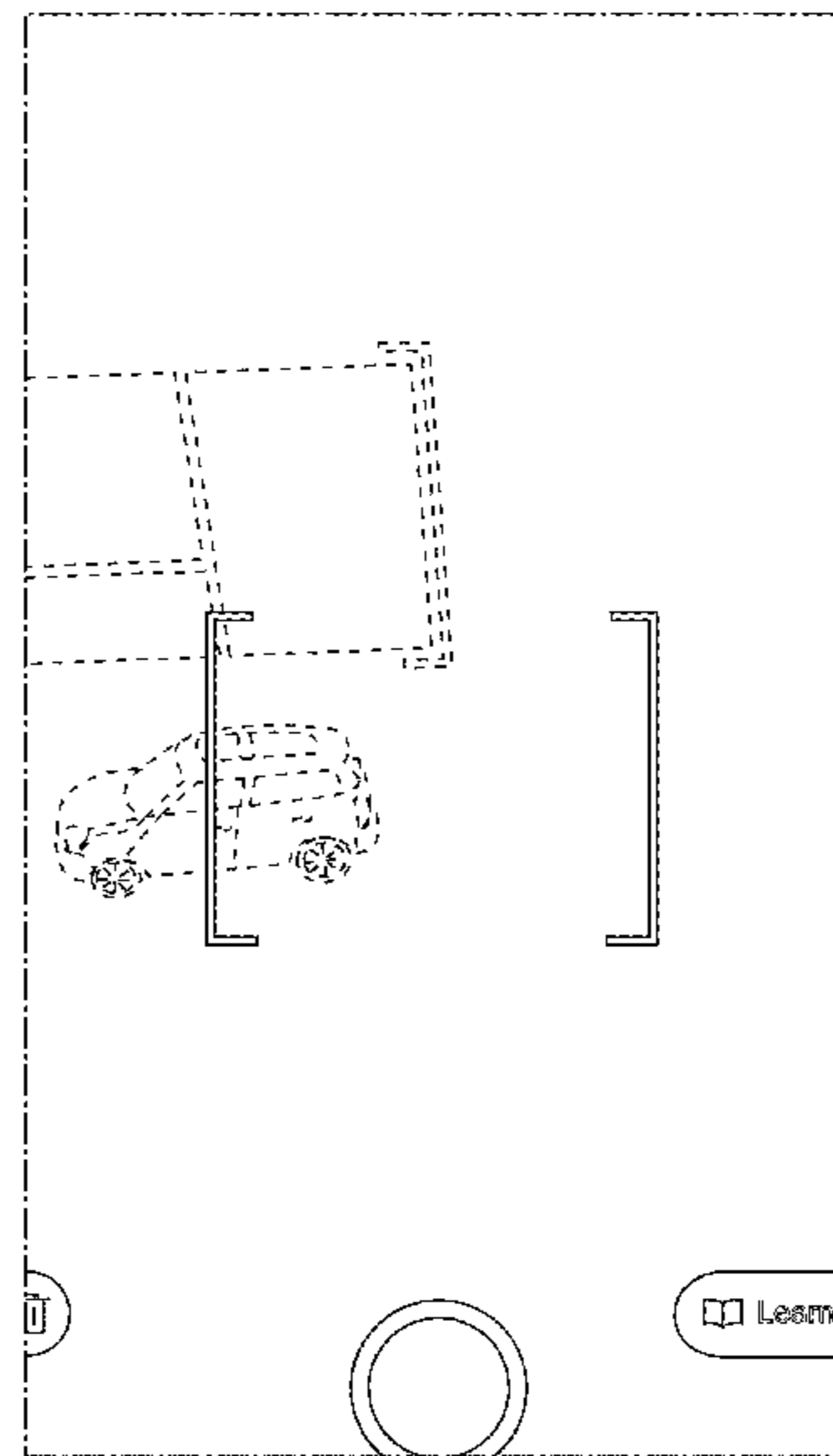
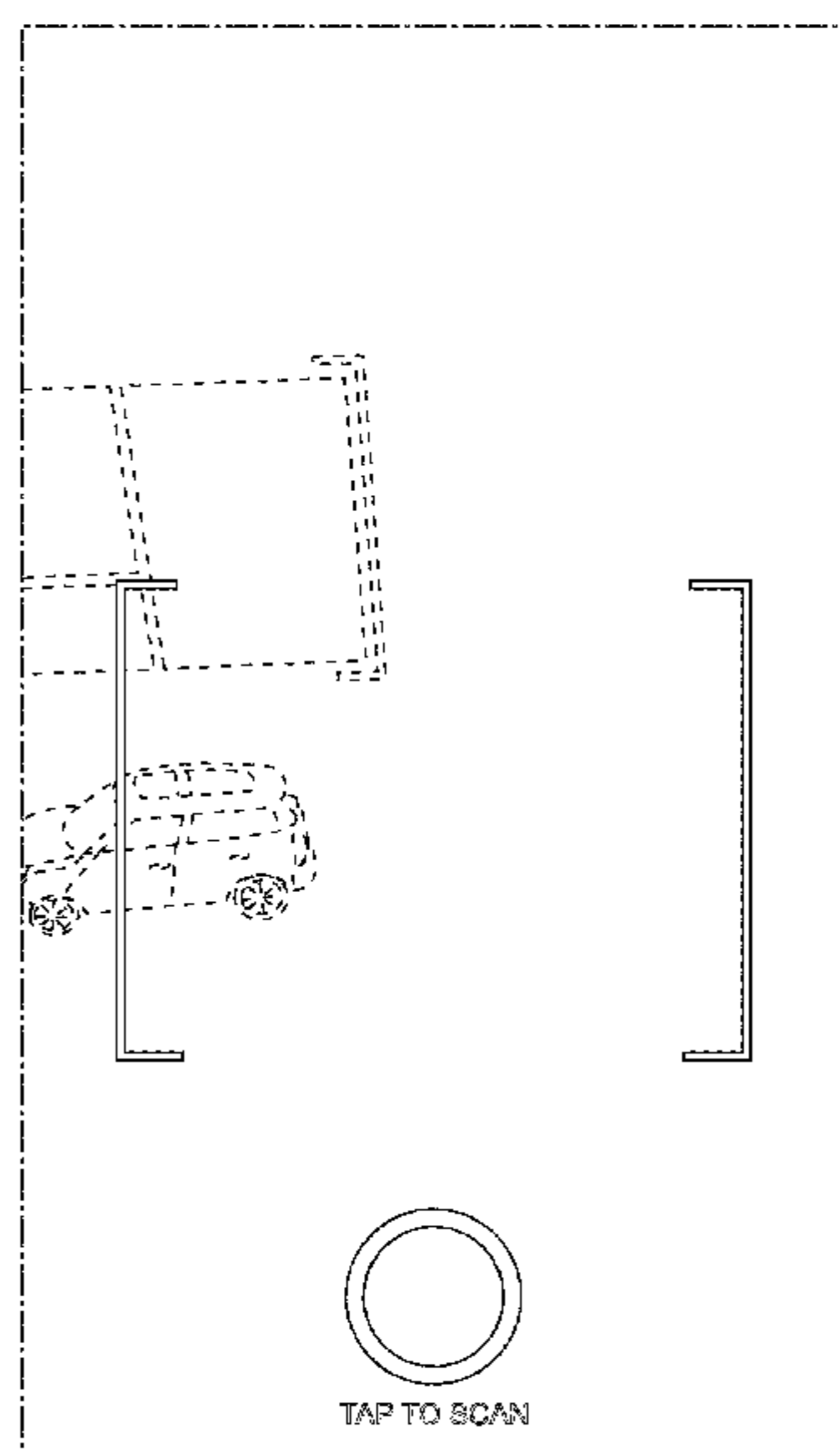
DESCRIPTION

FIG. 1 is a front view of a display screen with animated graphical user interface, showing our new design; FIG. 2 is a front view of a second image thereof; FIG. 3 is a front view of a third image thereof; FIG. 4 is a front view of a fourth image thereof; FIG. 5 is a front view of a fifth image thereof; and, FIG. 6 is a front view of a sixth image thereof.

The appearance of the animated graphical user interface sequentially transitions between the images shown in FIGS. 1-6. The process or period in which one image transitions to another image forms no part of the claimed design.

The broken lines of uneven length show the display screen and form no part of the claimed design. The broken lines of even length illustrate portions of the display screen with animated graphical user interface that form no part of the claimed design.

1 Claim, 6 Drawing Sheets



(56)

References Cited

U.S. PATENT DOCUMENTS

D832,290 S * 10/2018 Tran G06Q 50/22
D14/486
D835,669 S * 12/2018 Hong D14/492
D835,670 S * 12/2018 Hong D14/492
2013/0265270 A1* 10/2013 Tempas A61H 23/02
345/174
2014/0192229 A1* 7/2014 Kim G06K 9/00302
348/231.3
2014/0192232 A1* 7/2014 Park H04N 5/76
348/231.99
2016/0110085 A1* 4/2016 Barton H04L 12/2823
715/736

* cited by examiner

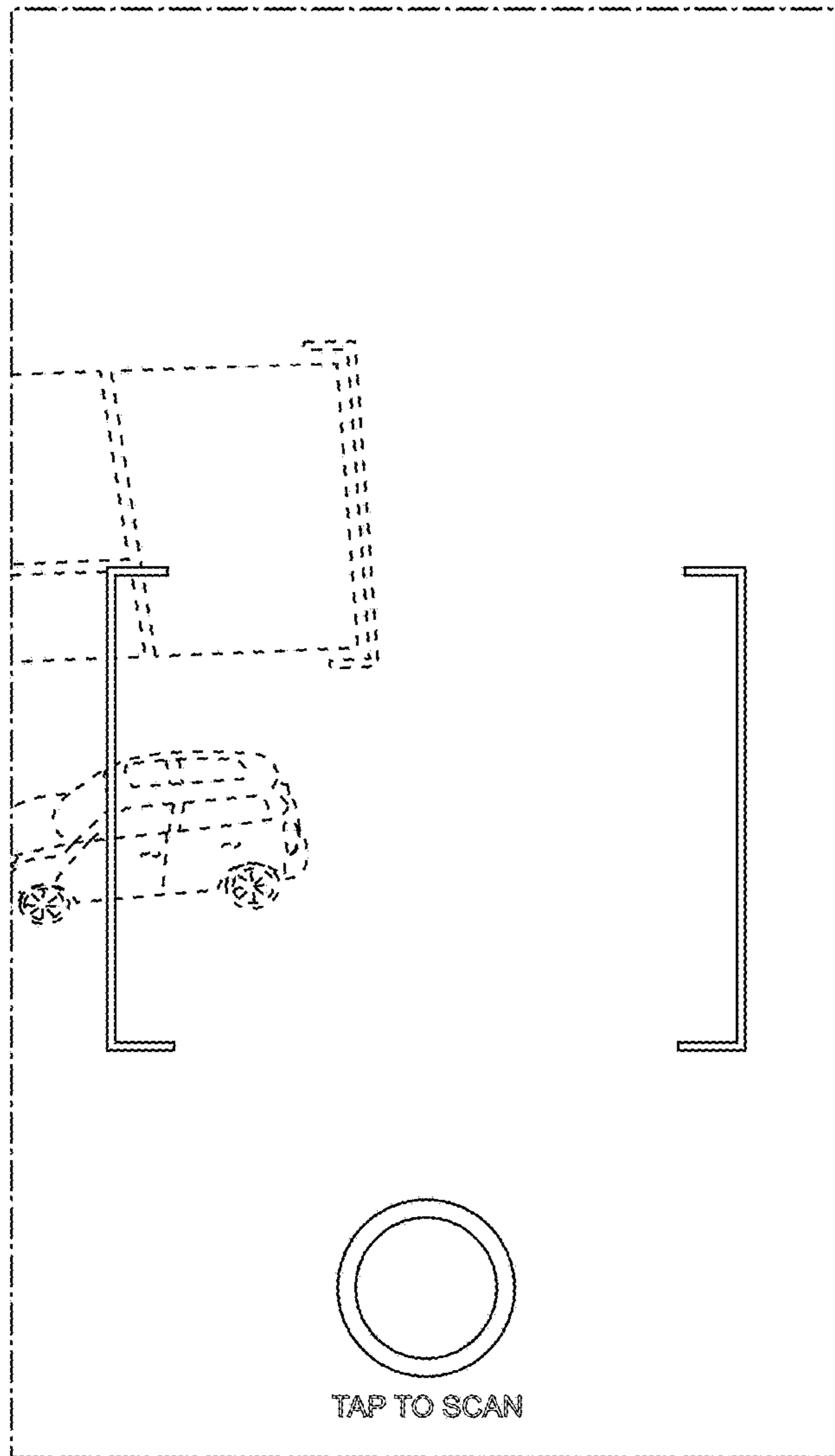


FIG. 1

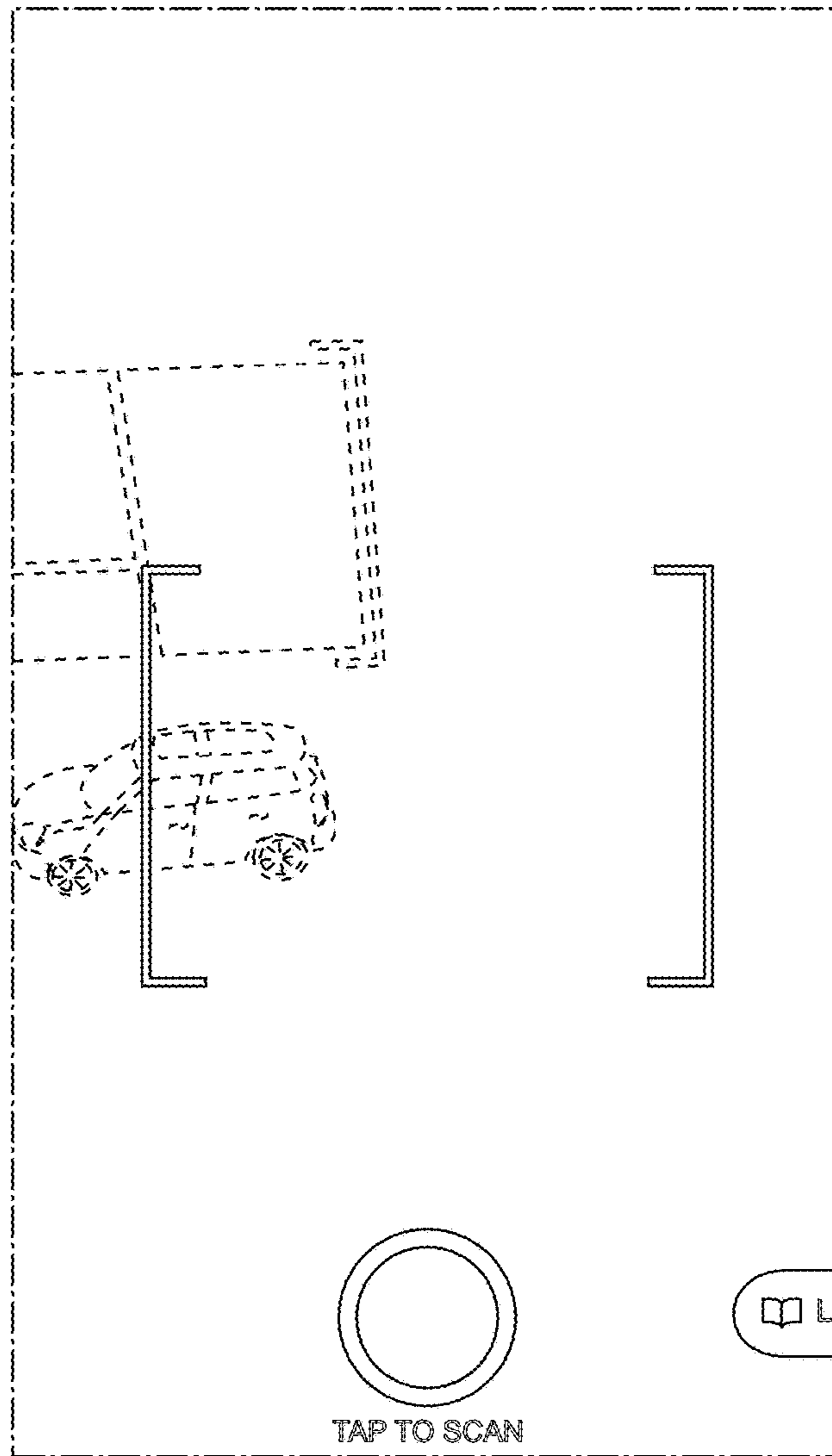


FIG. 2

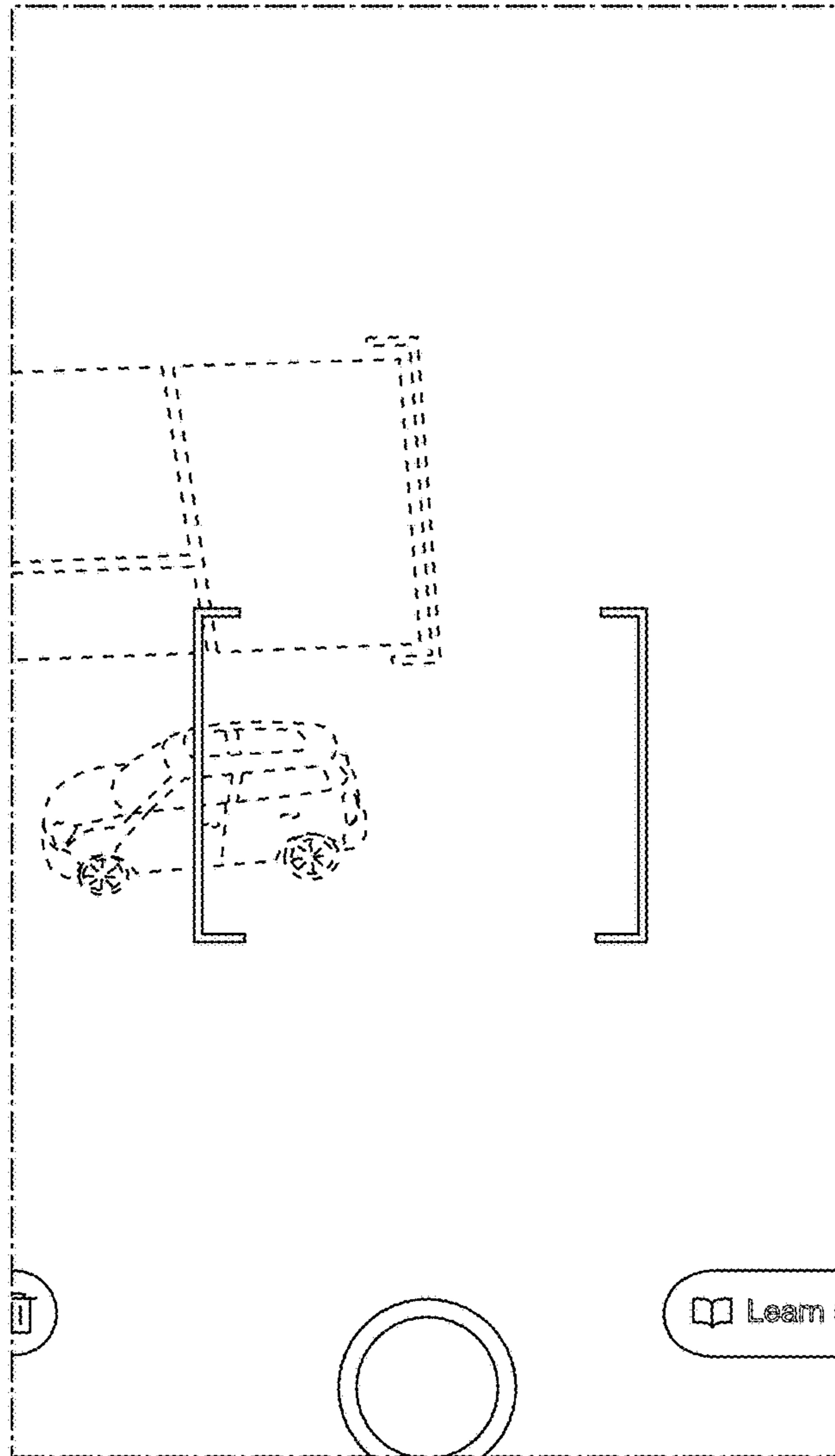


FIG. 3

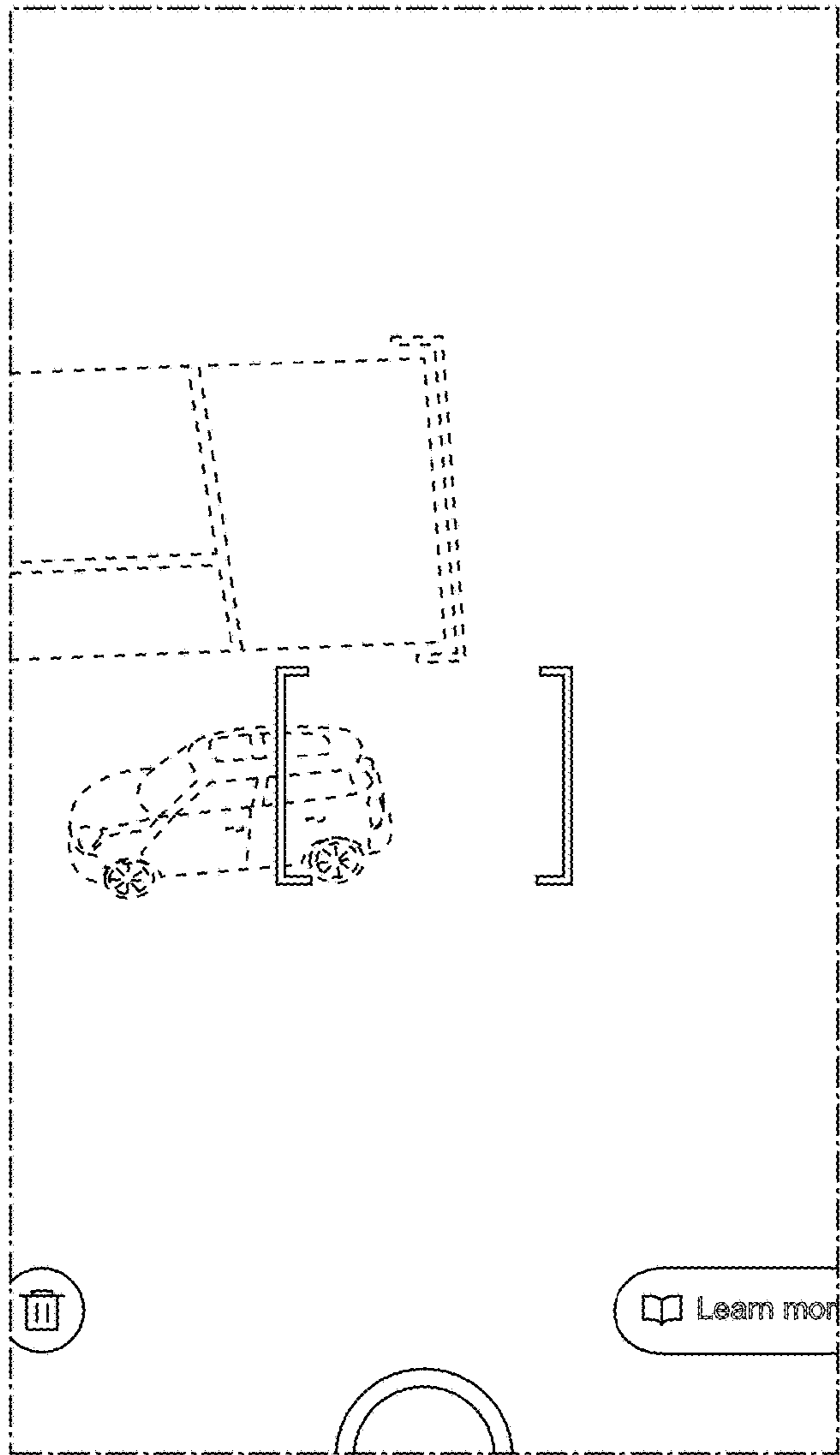


FIG. 4




FIG. 5

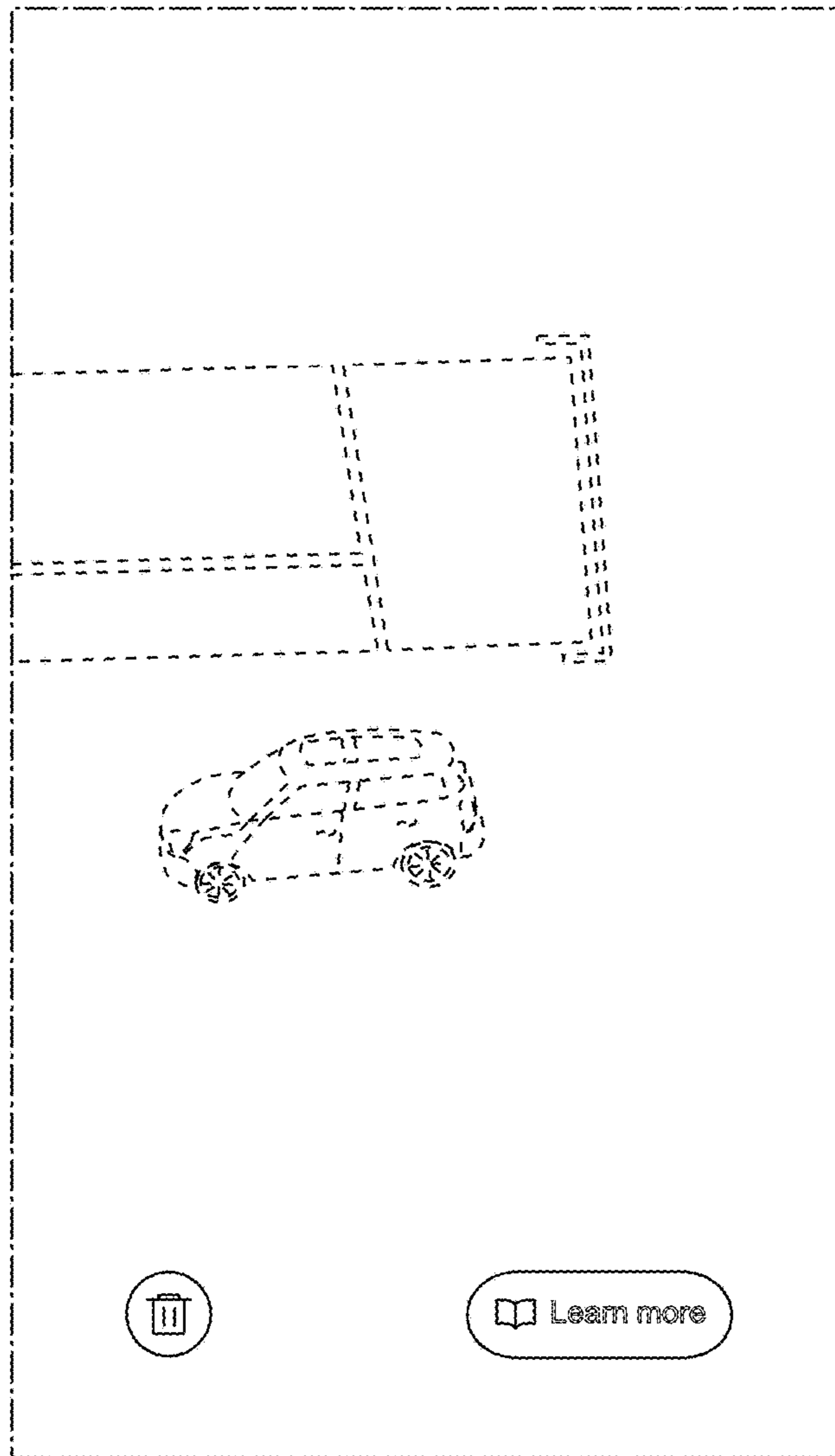


FIG. 6