

US00D864969S

(12) **United States Design Patent** (10) **Patent No.:** **US D864,969 S**
Magi et al. (45) **Date of Patent:** **** Oct. 29, 2019**

(54) **CARD PC**
(71) Applicant: **Intel Corporation**, Santa Clara, CA (US)
(72) Inventors: **Aleksander Magi**, Aloha, OR (US); **David M. Collins**, Portland, OR (US)

D311,737 S 10/1990 Westwood et al.
D339,806 S 9/1993 Grinkus
D419,537 S 1/2000 Rodriguez
D490,415 S 5/2004 Whitehorn et al.
D490,796 S 6/2004 Allen
D490,804 S 6/2004 Whitehorn et al.
(Continued)

(73) Assignee: **Intel Corporation**, Santa Clara, CA (US)

(**) Term: **15 Years**

(21) Appl. No.: **29/639,752**

(22) Filed: **Mar. 8, 2018**

OTHER PUBLICATIONS

“U.S. Appl. No. 29/569,414, Ex Parte Quayle Action dated Sep. 7, 2017”, 14 pgs.

(Continued)

Primary Examiner — Marie D. Fast Horse

(74) *Attorney, Agent, or Firm* — Schwegman Lundberg & Woessner, P.A.

Related U.S. Application Data

(62) Division of application No. 29/569,414, filed on Jun. 27, 2016, now Pat. No. Des. 815,099.

(51) **LOC (12) Cl.** **14-02**

(52) **U.S. Cl.**
USPC **D14/436; D14/356**

(58) **Field of Classification Search**

USPC D14/300–302, 308, 310, 312, 314, 341, D14/348–359, 363, 364, 365, 367, 432, D14/435, 436, 439, 474, 478, 483, 480.1, D14/480.3, 480.4, 496, 125, 240–242, D14/299, 250, 440, 498, 507, 509; D13/103, 107, 108, 110, 119, 123, 158, D13/162, 162.1, 163, 184, 199
CPC G11B 33/04; G11B 33/08; G11B 33/124; G11B 33/126; G11B 33/128; H05K 5/00; H05K 5/0213; G06F 1/16; G06F 1/1613; G06F 1/1633; G06F 1/181; G06F 1/187; G06F 1/183; G06F 1/184

See application file for complete search history.

(56) **References Cited**

U.S. PATENT DOCUMENTS

D298,326 S 11/1988 Kimura
D298,327 S 11/1988 Kimura

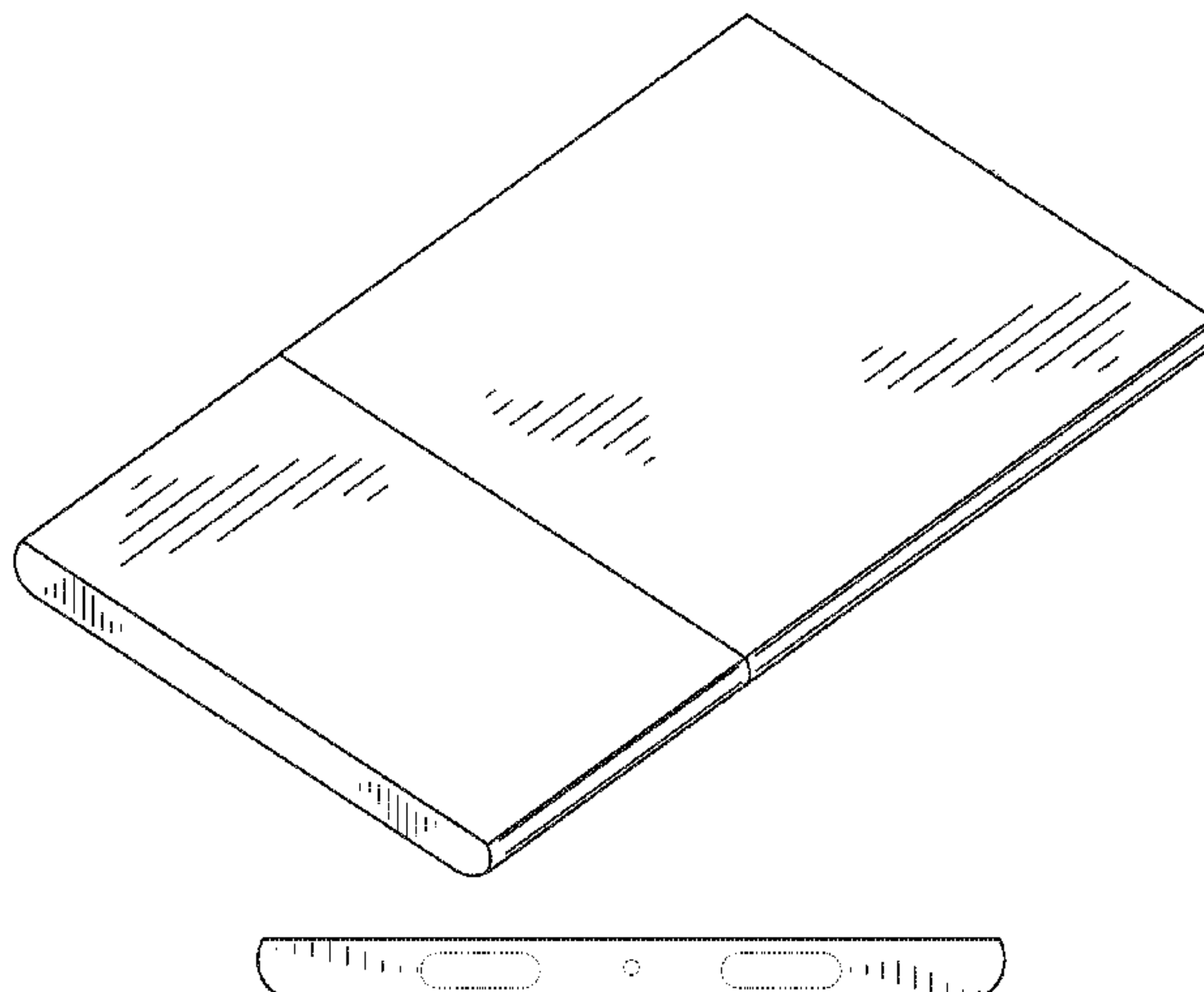
(57) **CLAIM**

The ornamental design for a card PC, as shown and described.

DESCRIPTION

FIG. 1 is an environmental view of the device with a docketing station, the docking station not being a part of the claim;
FIG. 2 is a top perspective view of the device in FIG. 1;
FIG. 3 is a bottom perspective view of the device in FIG. 1;
FIG. 4 is a top planar view of the device in FIG. 1;
FIG. 5 is a bottom planar view of the device in FIG. 1;
FIG. 6 is a right side planar view of the device in FIG. 1;
FIG. 7 is a left side planar view of the device in FIG. 1, and opposite of FIG. 6;
FIG. 8 is a front planar view of the device in FIG. 1; and
FIG. 9 is a back planar view of the device in FIG. 1.
Broken lines in the drawings are included for the purpose of illustrating environmental structure only and form no part of the claimed design.

1 Claim, 7 Drawing Sheets



(56)

References Cited

U.S. PATENT DOCUMENTS

6,891,721 B2 5/2005 Huang
D513,267 S * 12/2005 Chen D14/496
D515,546 S * 2/2006 Mu D14/203.3
D520,502 S 5/2006 Xu et al.
D531,178 S 10/2006 Lee
D534,184 S 12/2006 Leija et al.
D539,814 S 4/2007 Andre et al.
D542,784 S 5/2007 Franck et al.
D556,185 S 11/2007 Motoishi
D565,596 S * 4/2008 Kim D14/496
D568,310 S 5/2008 Franck et al.
D575,787 S 8/2008 Su
D578,119 S 10/2008 Camarena et al.
D585,077 S 1/2009 Sheba et al.
D586,740 S 2/2009 Song
D586,741 S 2/2009 Song
D586,742 S * 2/2009 Song D13/103
D590,334 S 4/2009 Tatehata et al.
D590,336 S 4/2009 Tatehata et al.
D590,769 S 4/2009 Tatehata et al.
D593,132 S * 5/2009 Kim D14/496
D593,940 S 6/2009 Nomi et al.
D593,971 S 6/2009 Kim et al.
D593,972 S 6/2009 Cho
D599,341 S 9/2009 Chen
D605,157 S 12/2009 Kim et al.
D611,470 S 3/2010 Andre et al.
D612,329 S 3/2010 Guccione et al.
D618,207 S 6/2010 Andre et al.
D626,552 S 11/2010 Andre et al.
D626,867 S 11/2010 Kuramoto
D631,458 S 1/2011 Liao et al.
D636,752 S 4/2011 Liao et al.
D638,385 S 5/2011 Wong
D642,999 S 8/2011 Wan et al.
D646,222 S 10/2011 Tatehata et al.
D647,901 S 11/2011 Lin et al.
D648,690 S 11/2011 Snodgrass et al.
D656,496 S 3/2012 Andre et al.
D665,734 S 8/2012 Fitch et al.
D670,293 S * 11/2012 Shimizu D14/440
D672,336 S 12/2012 Lister et al.
D677,623 S 3/2013 Fitch et al.
D678,191 S 3/2013 Fitch et al.
8,446,711 B2 5/2013 Liao et al.
D684,114 S 6/2013 Otani et al.
D695,316 S 12/2013 Akana et al.
D697,507 S 1/2014 Yu et al.
D697,911 S 1/2014 Mcmanigal et al.
D705,782 S 5/2014 Mcparland et al.
D706,778 S 6/2014 Kawasaki et al.
D706,779 S 6/2014 Kawasaki et al.
D709,507 S 7/2014 Mcparland et al.
D717,243 S 11/2014 Liu et al.
D719,506 S 12/2014 Jung et al.
D720,340 S * 12/2014 Kim D14/248

D720,755 S 1/2015 Nokuo
D721,343 S * 1/2015 Kim D14/138 G
D721,344 S * 1/2015 Lee D14/138 G
D721,671 S 1/2015 Nam et al.
D722,035 S 2/2015 Nam et al.
D722,036 S 2/2015 Nam et al.
D724,080 S 3/2015 Lin
D729,727 S 5/2015 Lin
D732,023 S 6/2015 Asao
D740,828 S 10/2015 Bucsa
D743,398 S 11/2015 Smith et al.
D751,981 S 3/2016 Lin
D751,982 S 3/2016 Lin
D754,131 S 4/2016 Shim
9,312,633 B1 4/2016 Szeto et al.
D756,996 S 5/2016 Akana et al.
D763,188 S 8/2016 Park et al.
D768,594 S 10/2016 Szeto
D769,811 S 10/2016 Lin
D770,378 S 11/2016 Lin
D770,379 S 11/2016 Lin
D770,380 S 11/2016 Lin
D771,034 S 11/2016 Satzger et al.
D774,514 S 12/2016 Turksu et al.
D783,603 S 4/2017 Satzger et al.
D784,976 S * 4/2017 Cebe D14/250
D788,728 S * 6/2017 Kim D14/138 AA
D792,409 S 7/2017 Shim
D808,972 S * 1/2018 Magi D14/436
D813,874 S * 3/2018 Magi D14/434
D815,099 S * 4/2018 Magi D14/436
D816,065 S * 4/2018 McManigal D14/218
D824,381 S * 7/2018 Collins D14/315
D824,897 S * 8/2018 Collins D14/315
D827,585 S * 9/2018 Sato D13/168
D829,187 S * 9/2018 Zhang D14/138 G
2005/0227737 A1 10/2005 Moon et al.
2009/0117412 A1 5/2009 Koh et al.
2011/0254509 A1 10/2011 Boczer et al.
2012/0206088 A1 8/2012 Park
2013/0300697 A1 * 11/2013 Kim 345/173

OTHER PUBLICATIONS

“U.S. Appl. No. 29/569,414, Notice of Allowance dated Dec. 14, 2017”, 8 pgs.
“U.S. Appl. No. 29/569,414, Response filed Aug. 11, 2017 to Restriction Requirement dated Jun. 12, 2017”, 5 pgs.
“U.S. Appl. No. 29/569,414, Response filed Oct. 25, 2017 to Ex Parte Quayle Action dated Sep. 7, 2017”, 5 pgs.
“U.S. Appl. No. 29/569,414, Restriction Requirement dated Jun. 12, 2017”, 4 pgs.
“Intel Showcases Compute Card Solutions With Partners At Computex”, [Online] retrieved from the internet: <<https://newsroom.intel.com/news/intel-showcases-compute-card-solutions-partners-computex-2017/>>, (May 30, 2017).

* cited by examiner

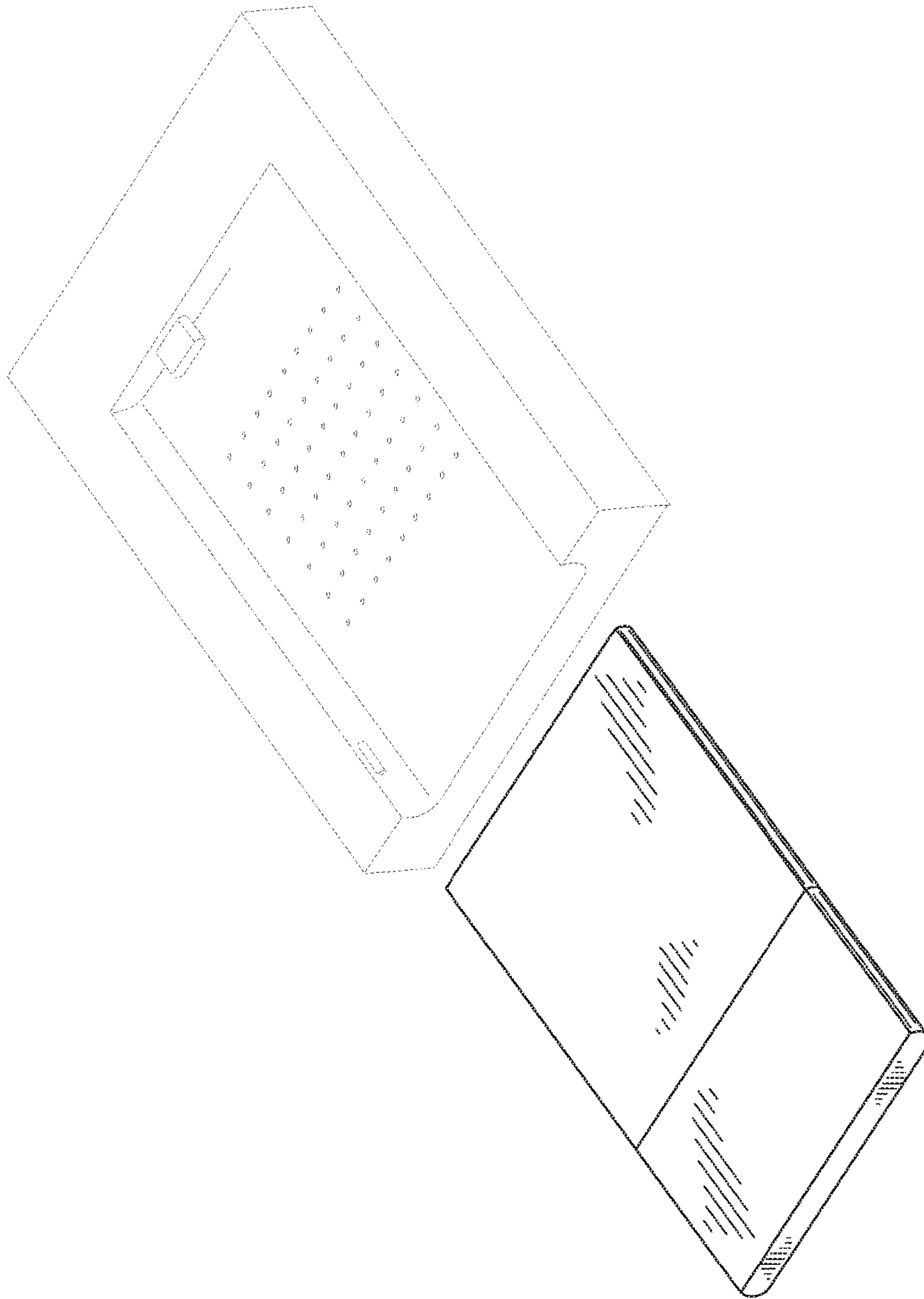


Fig. 1

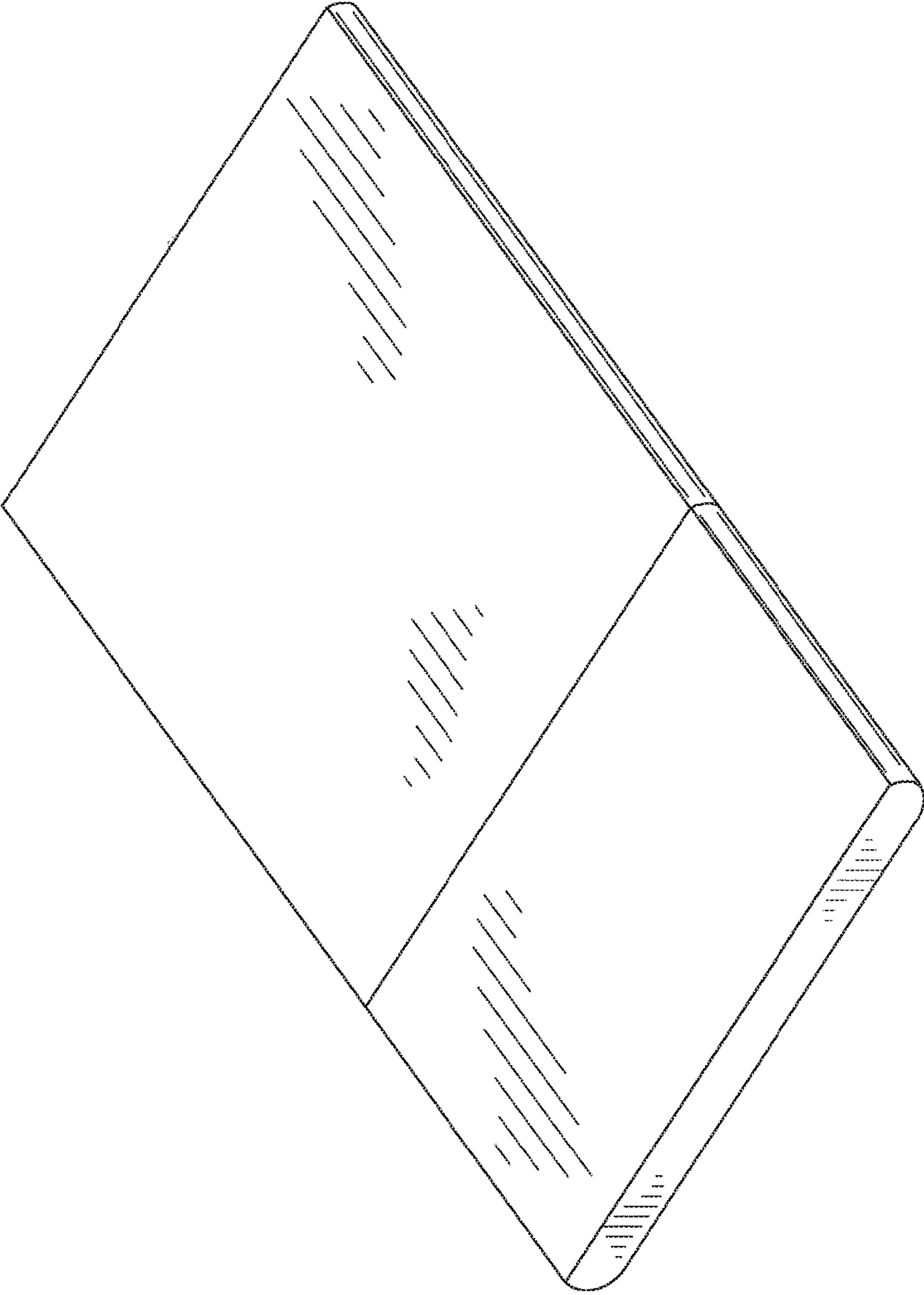


Fig. 2

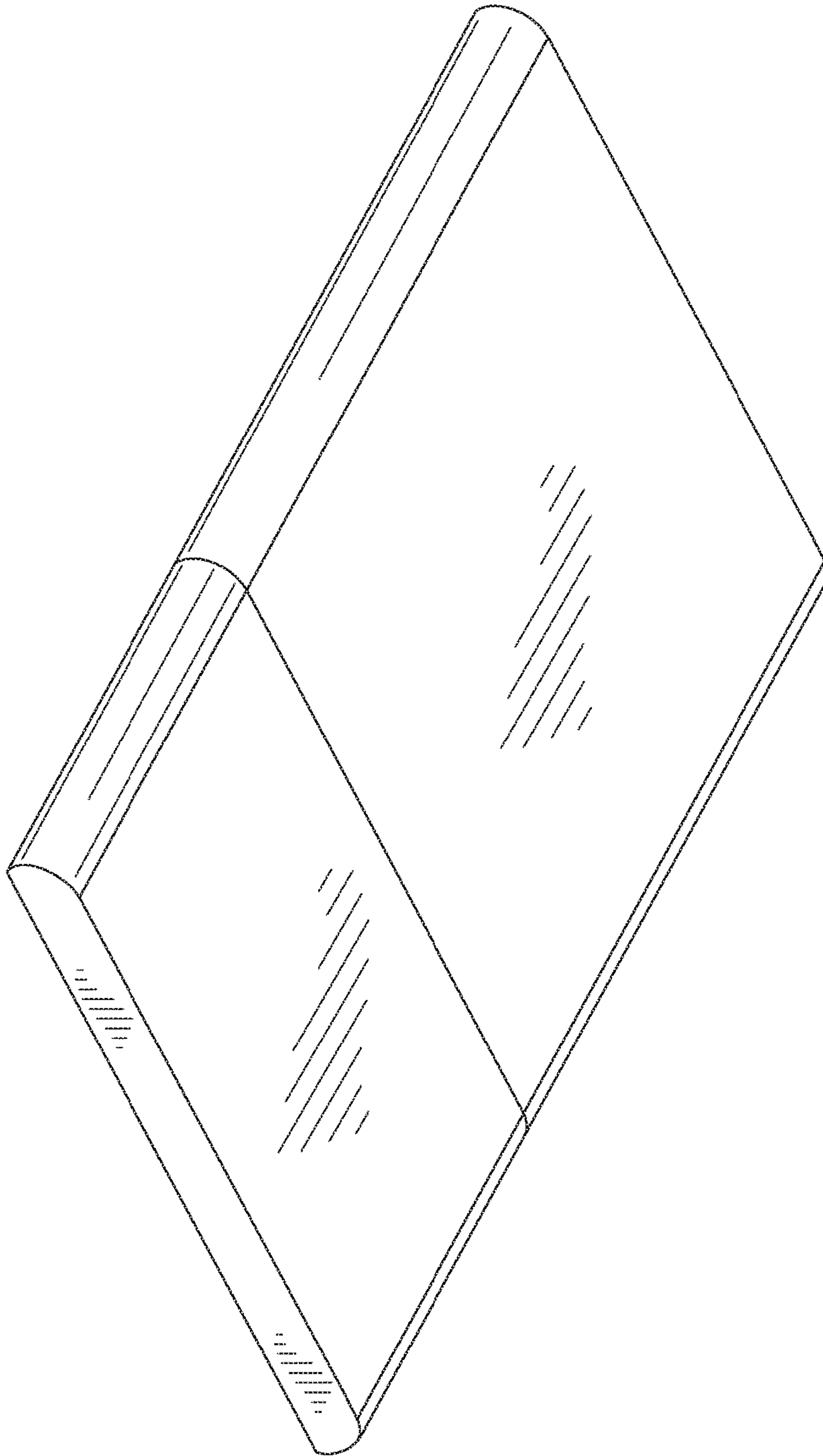


Fig. 3




Fig. 4

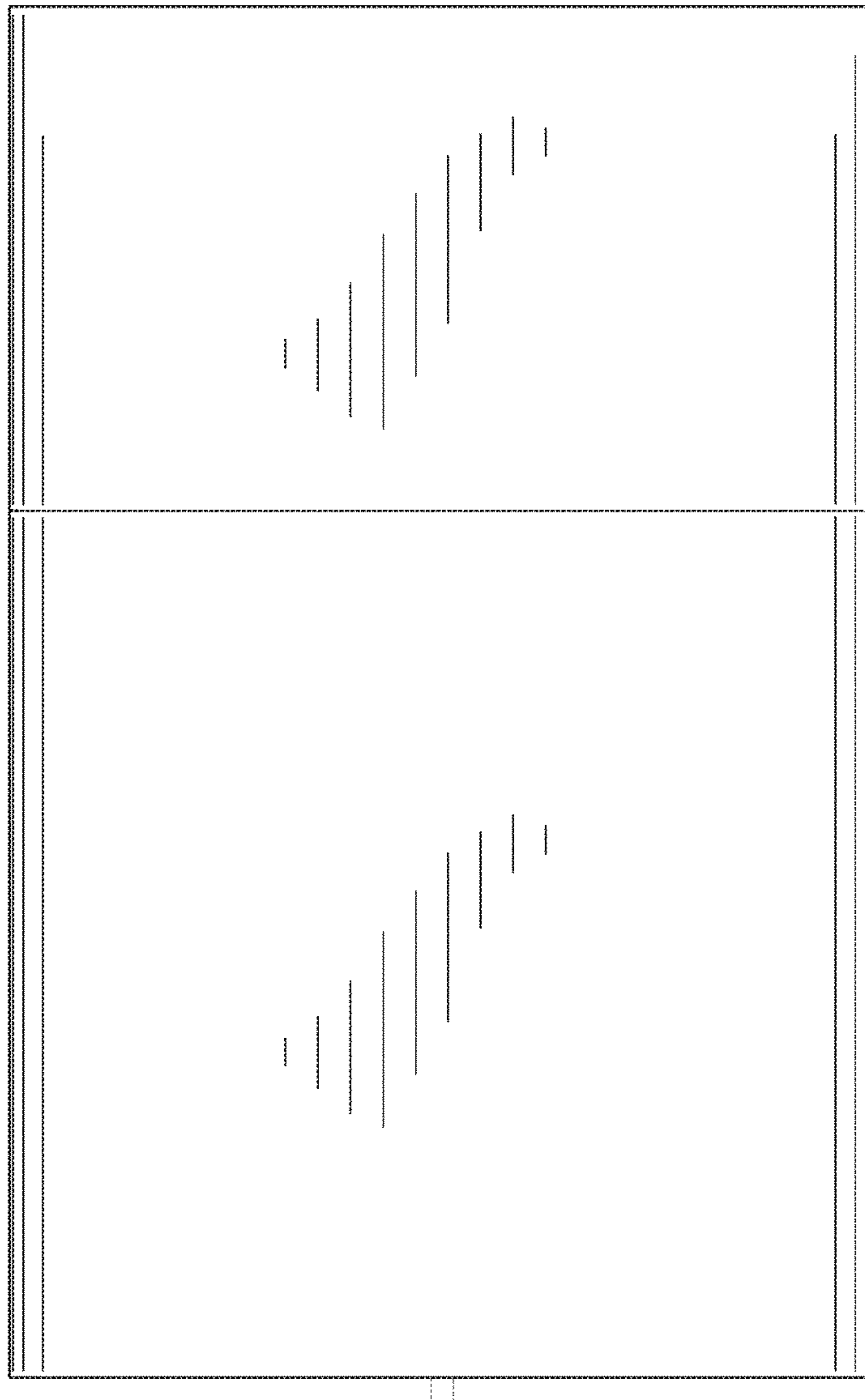


Fig. 5



Fig. 6



Fig. 7



Fig. 8



Fig. 9