

US00D864936S

(12) **United States Design Patent** (10) **Patent No.:** **US D864,936 S**  
**Chiang et al.** (45) **Date of Patent:** **\*\* Oct. 29, 2019**

- (54) **CASE FOR AN ELECTRONIC COMMUNICATIONS DEVICE**
- (71) Applicant: **Samsonite IP Holdings S.à.r.l.**,  
Luxembourg (LU)
- (72) Inventors: **Randy Yang Chiang**, San Francisco,  
CA (US); **Kendall Robert Denike**, San  
Francisco, CA (US); **Darrick Del  
Moral**, San Bruno, CA (US)
- (73) Assignee: **Samsonite IP Holdings S.à.r.l.**,  
Luxembourg (LU)
- (\*\*) Term: **15 Years**
- (21) Appl. No.: **29/586,689**
- (22) Filed: **Dec. 6, 2016**
- (51) **LOC (12) Cl.** ..... **14-03**
- (52) **U.S. Cl.**  
USPC ..... **D14/250; D3/247**
- (58) **Field of Classification Search**  
USPC ..... D3/201, 207, 208, 212, 218, 232, 233,  
D3/239, 242, 245-251, 269, 273, 301,  
D3/303; D13/103, 107, 108, 119;  
D14/137, 138 R, 138 AA, 138 C, 138 G,  
D14/203.3-203.7, 217, 238.1, 247, 248,  
D14/250, 251-253, 440  
CPC ..... H04B 1/3888; H04M 1/0283; H04M  
1/0202; A45C 1/06; A45C 2011/002;  
A45C 23/02; A45C 11/00; A45F  
2005/028; A45F 2200/0525; A45F  
2200/0518  
See application file for complete search history.

- D712,890 S \* 9/2014 McCormac ..... D14/250
- D721,689 S \* 1/2015 Altschul ..... H04B 1/3888  
D14/250
- D724,573 S \* 3/2015 Stevinson ..... D14/250
- D726,171 S \* 4/2015 Edwards ..... D14/250
- D759,004 S \* 6/2016 Stevinson ..... D14/250
- D760,210 S \* 6/2016 Mao ..... D14/250
- D760,496 S \* 7/2016 Schioll ..... D3/247
- D771,612 S \* 11/2016 Roberts ..... D14/250

**OTHER PUBLICATIONS**

<http://www.otterbox.com/en-us/strada-series>, downloaded from the internet on Feb. 8, 2017.  
<http://www.spigen.com/products/iphone-6-case-wallet-s-4-7?variant=5905351489>, downloaded from the internet on Feb. 8, 2017.

(Continued)

*Primary Examiner* — Susan E Krakower  
*Assistant Examiner* — L. A. Grabenstetter  
(74) *Attorney, Agent, or Firm* — Lerner, David,  
Littenberg, Krumholz & Mentlik, LLP

(57) **CLAIM**

The ornamental design for a case for an electronic communications device, as shown and described.

**DESCRIPTION**

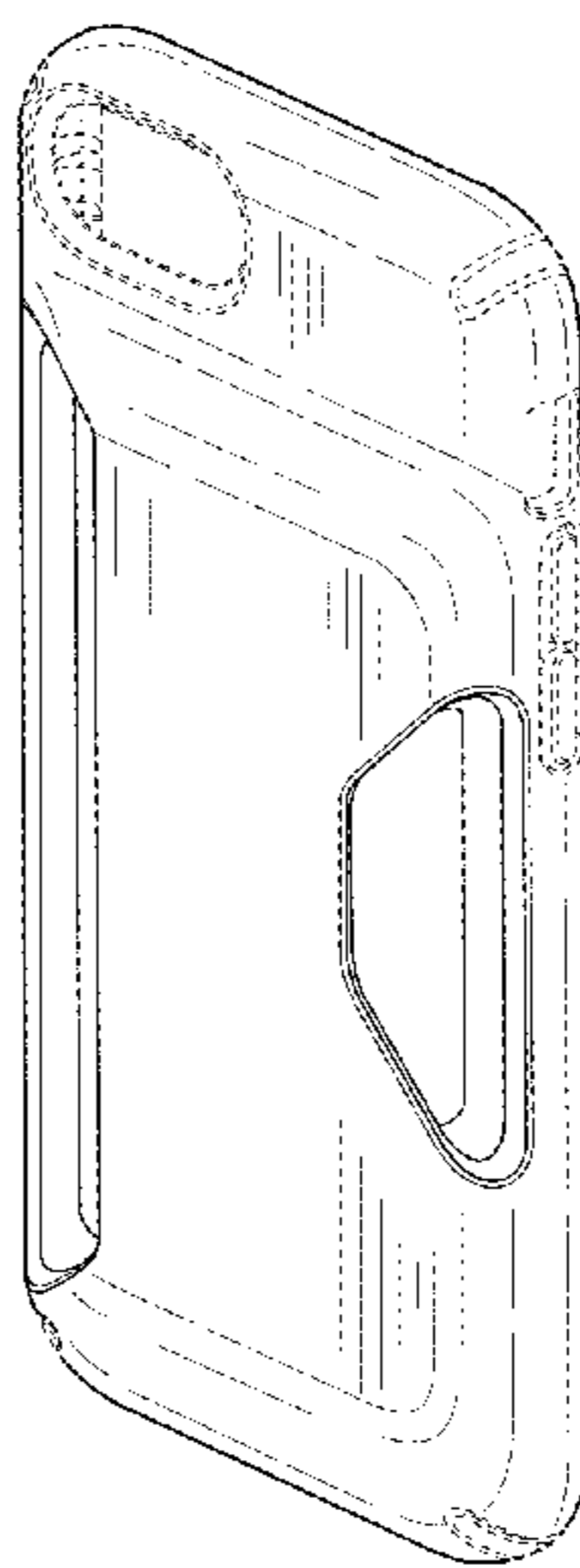
FIG. 1 is a rear view of the case for an electronic communications device in accordance with the invention.  
FIG. 2 is an top plan view thereof.  
FIG. 3 is a left side view thereof.  
FIG. 4 is a front view thereof.  
FIG. 5 is a right side view thereof.  
FIG. 6 is a bottom plan view thereof; and,  
FIG. 7 is a rear perspective view thereof.  
Any broken lines shown in the figures are for the purpose of illustrating structure that forms no part of the claimed design.

**1 Claim, 3 Drawing Sheets**

(56) **References Cited**

**U.S. PATENT DOCUMENTS**

- D615,078 S \* 5/2010 Bradley ..... D14/250
- D619,130 S \* 7/2010 Fellig ..... D14/250
- D626,119 S \* 10/2010 Fellig ..... D14/250



(56)

**References Cited**

OTHER PUBLICATIONS

<http://www.case-mate.com/products/black-iphone-6-6s-wallet-folio-case>, downloaded from the internet on Feb. 8, 2017.

<https://www.incipio.com/cases/iphone-cases/iphone-7-cases/iphone-7-stowaway-case.html>, downloaded from the internet on Feb. 8, 2017.

<https://www.incipio.com/cases/iphone-cases/iphone-7-cases/iphone-7-stashback-case.html>, downloaded from the internet on Feb. 8, 2017.

<http://www.otterbox.com/en-us/commuter-series-wallet>, downloaded from the internet on Feb. 16, 2017.

\* cited by examiner

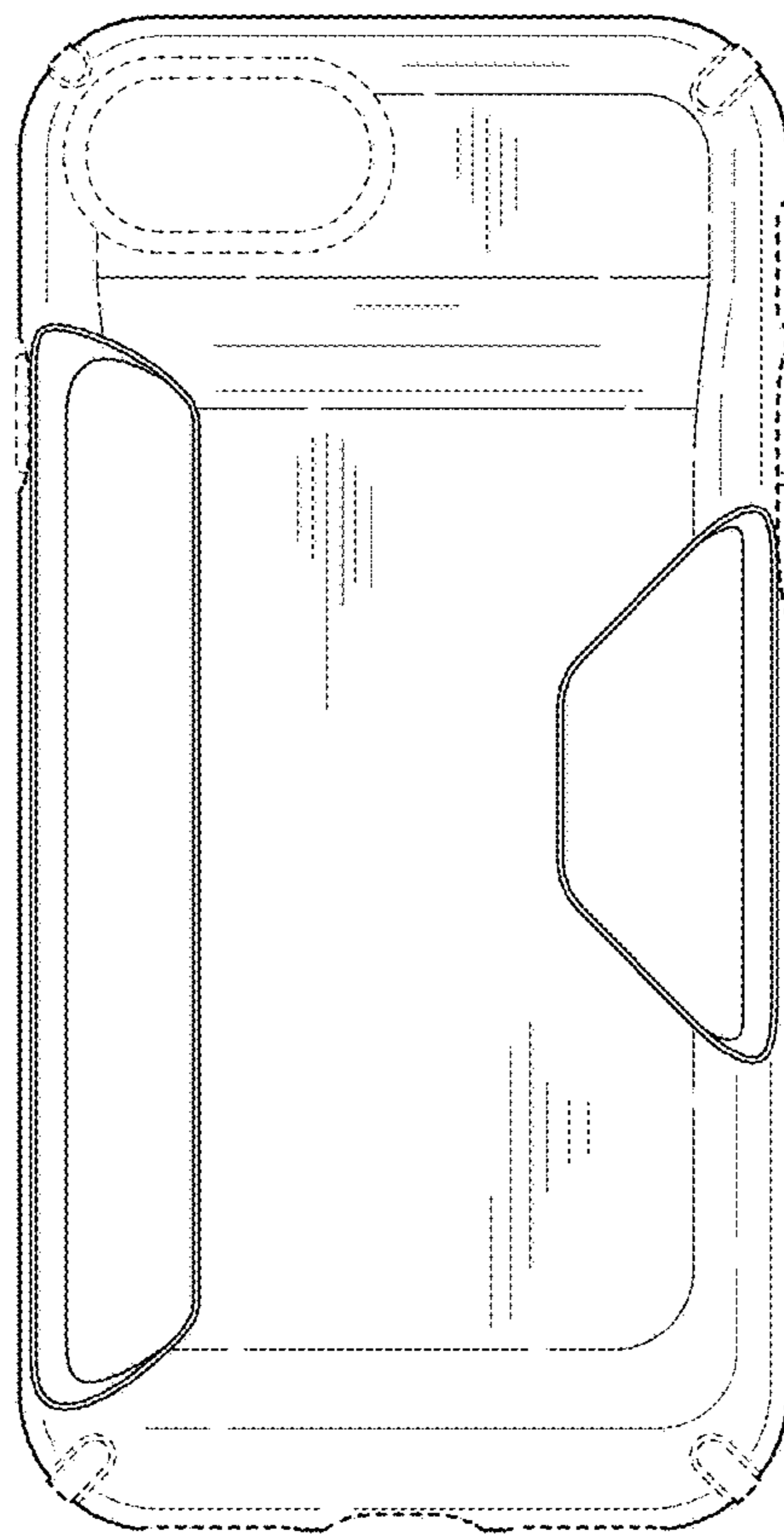


FIG. 1




FIG. 2




FIG. 3

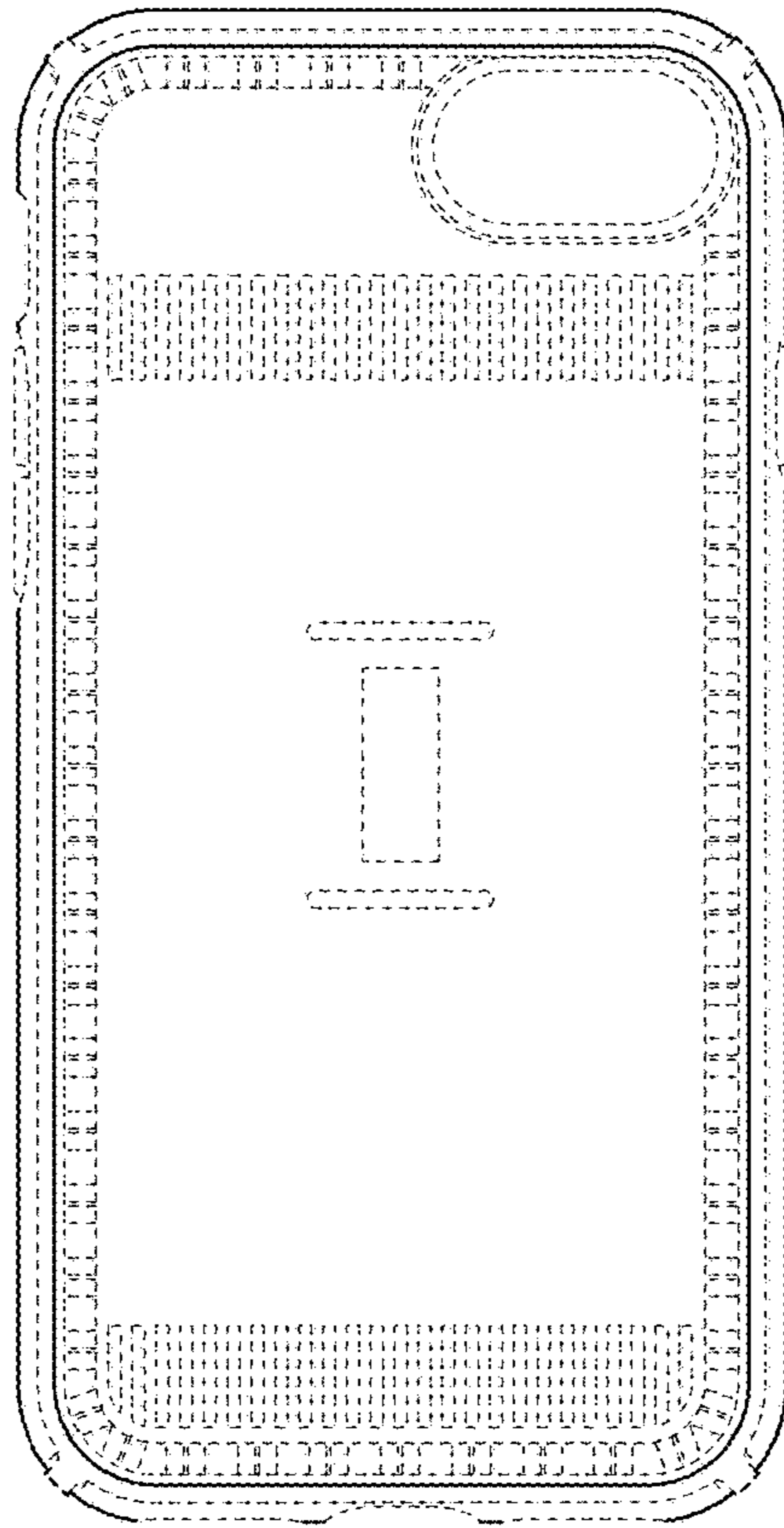


FIG. 4




FIG. 5

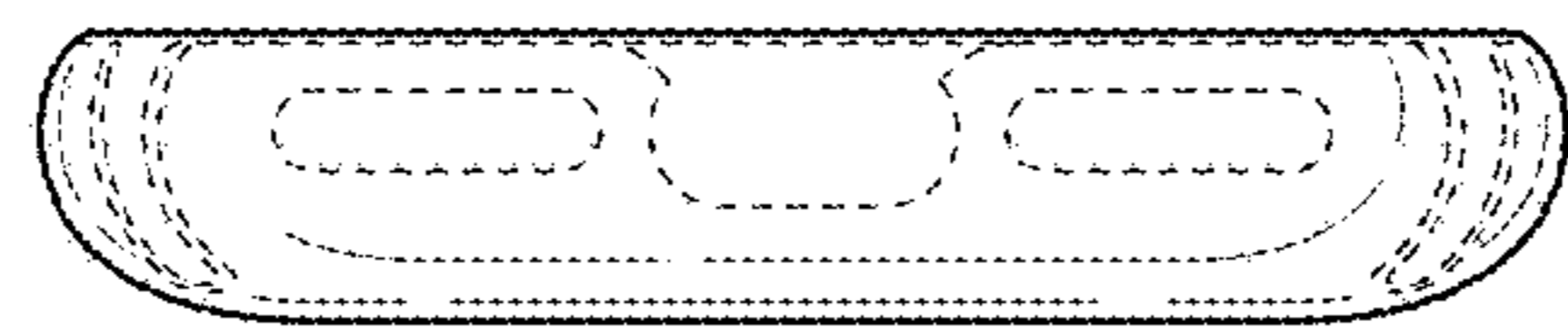


FIG. 6

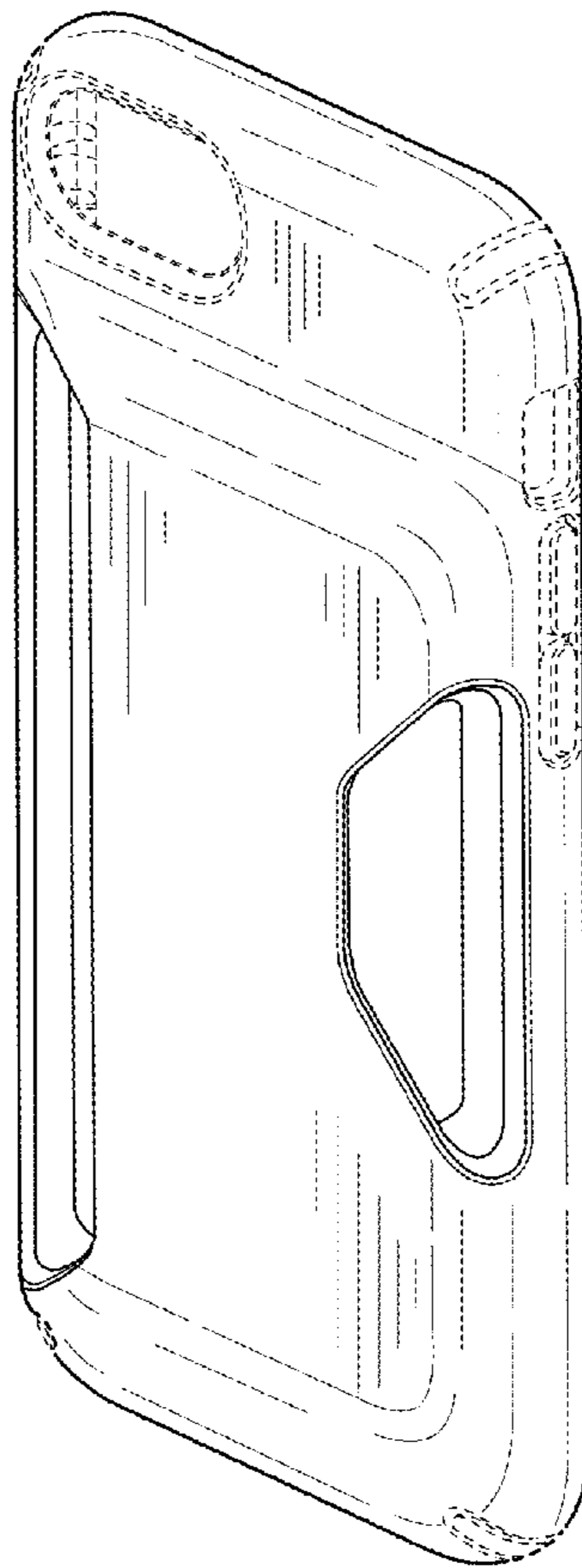


FIG. 7