

US00D864846S

(12) **United States Design Patent**
Liu et al.

(10) **Patent No.:** **US D864,846 S**

(45) **Date of Patent:** **** Oct. 29, 2019**

(54) **TIRE FOR VEHICLE**

(71) Applicant: **Qingdao Sentury Tire Co., Ltd.**,
Qingdao, Shandong (CN)

(72) Inventors: **Jingjing Liu**, Shandong (CN); **Xueyi Wang**, Shandong (CN); **Longqing Wang**, Shandong (CN); **Jingjing Ma**, Shandong (CN)

(73) Assignee: **Qingdao Sentury Tire Co., Ltd.**,
Qingdao, Shandong (CN)

(**) Term: **15 Years**

(21) Appl. No.: **29/633,450**

(22) Filed: **Jan. 14, 2018**

(51) **LOC (12) Cl.** **12-15**

(52) **U.S. Cl.**

USPC **D12/585**; D12/591

(58) **Field of Classification Search**

USPC D12/583, 585, 586, 588, 589, 590, 591,
D12/595, 601, 900

CPC B60C 11/032; B60C 11/0388

See application file for complete search history.

(56) **References Cited**

U.S. PATENT DOCUMENTS

D427,551 S * 7/2000 Weber D12/588
D709,024 S * 7/2014 Shin D12/586

D740,215 S * 10/2015 Wang D12/588
D757,642 S * 5/2016 Kwak D12/588
D764,392 S * 8/2016 Fu D12/585
D781,222 S * 3/2017 Fontaine D12/588
D787,433 S * 5/2017 Fontaine D12/590
D795,174 S * 8/2017 Han D12/590
D813,798 S * 3/2018 Wang D12/588
D815,589 S * 4/2018 Petr D12/588

* cited by examiner

Primary Examiner — Robert M. Spear

(74) *Attorney, Agent, or Firm* — Houtteman Law LLC

(57) **CLAIM**

The ornamental design for a tire for vehicle, as shown and described.

DESCRIPTION


FIG. 1 is a side view of a tire for vehicle showing my new design;

FIG. 2 is a front view of tire for vehicle shown in FIG. 1;

FIG. 3 is a enlarged view of a portion of the tire for vehicle shown in FIG. 1; and,

FIG. 4 is a perspective view of the tire for vehicle shown in FIG. 1.

1 Claim, 4 Drawing Sheets






FIG.1



FIG.2




FIG.3



FIG.4