



US00D864845S

(12) **United States Design Patent**
Djabour

(10) **Patent No.:** **US D864,845 S**

(45) **Date of Patent:** **** Oct. 29, 2019**

(54) **TIRE**

(71) Applicant: **COMPAGNIE GENERALE DES
ETABLISSEMENTS MICHELIN,**
Clermont-Ferrand (FR)

(72) Inventor: **Walid Djabour,** Clermont-Ferrand (FR)

(73) Assignee: **Compagnie Generale Des
Etablissements Michelin** (FR)

(**) Term: **15 Years**

(21) Appl. No.: **29/657,718**

(22) Filed: **Jul. 25, 2018**

(30) **Foreign Application Priority Data**

Jun. 1, 2018 (EM) 005292745-0001

(51) **LOC (12) Cl.** **12-15**

(52) **U.S. Cl.**
USPC **D12/563**

(58) **Field of Classification Search**
USPC D12/533-567, 604
CPC Y10T 152/10027; B60C 1/0016; B60C
11/0306; B60C 11/0302; B60C 3/06;
B60C 9/17
See application file for complete search history.

(56) **References Cited**

U.S. PATENT DOCUMENTS

4,726,407 A	2/1988	Hayakawa et al.
5,131,443 A	7/1992	Kuhr et al.
D351,368 S	10/1994	Graas et al.
D355,876 S	2/1995	Diensthuber
D360,861 S	8/1995	Graas et al.
D361,966 S	9/1995	Graas et al.
D370,880 S	6/1996	Graas
D379,449 S	5/1997	Graas et al.
D390,512 S	2/1998	Eromaki

D426,855 S	6/2000	Niwa et al.
D429,194 S	8/2000	Heinen et al.
D432,057 S	10/2000	Himuro
D454,523 S	3/2002	Traulle
6,352,091 B1	3/2002	Hanya
D472,872 S	4/2003	O
D487,053 S	2/2004	Masuko
D491,516 S	6/2004	Miller et al.
D504,387 S	4/2005	Welbes et al.
D505,111 S	5/2005	Allison et al.
D516,998 S	3/2006	Wang et al.
D531,955 S	11/2006	Fontaine

(Continued)

FOREIGN PATENT DOCUMENTS

EP	0609194 A1	8/1994
FR	06/5978	12/2006

(Continued)

Primary Examiner — Lakiya G Rogers

Assistant Examiner — John A Voytek

(74) *Attorney, Agent, or Firm* — Dickinson Wright PLLC

(57) **CLAIM**

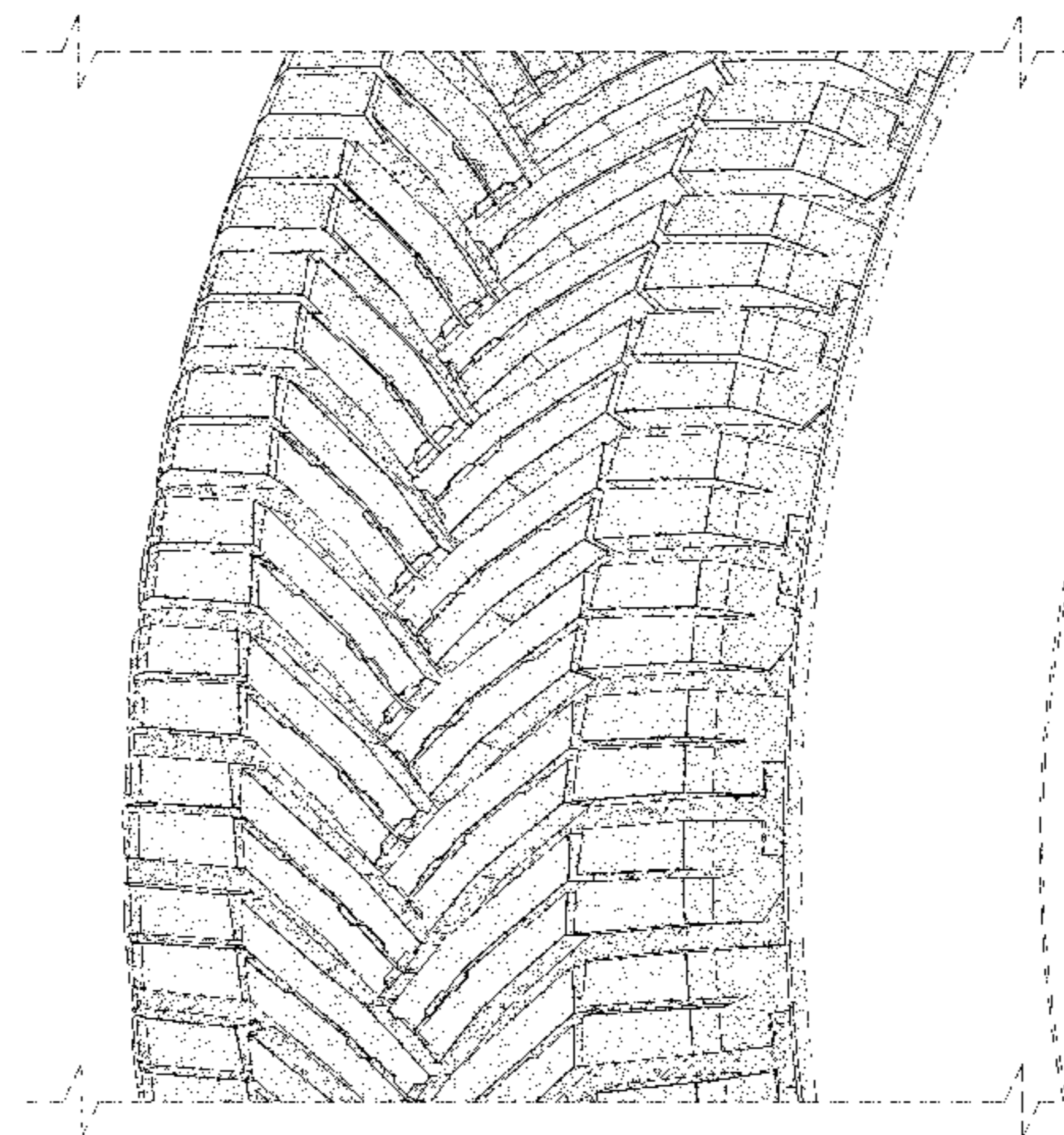
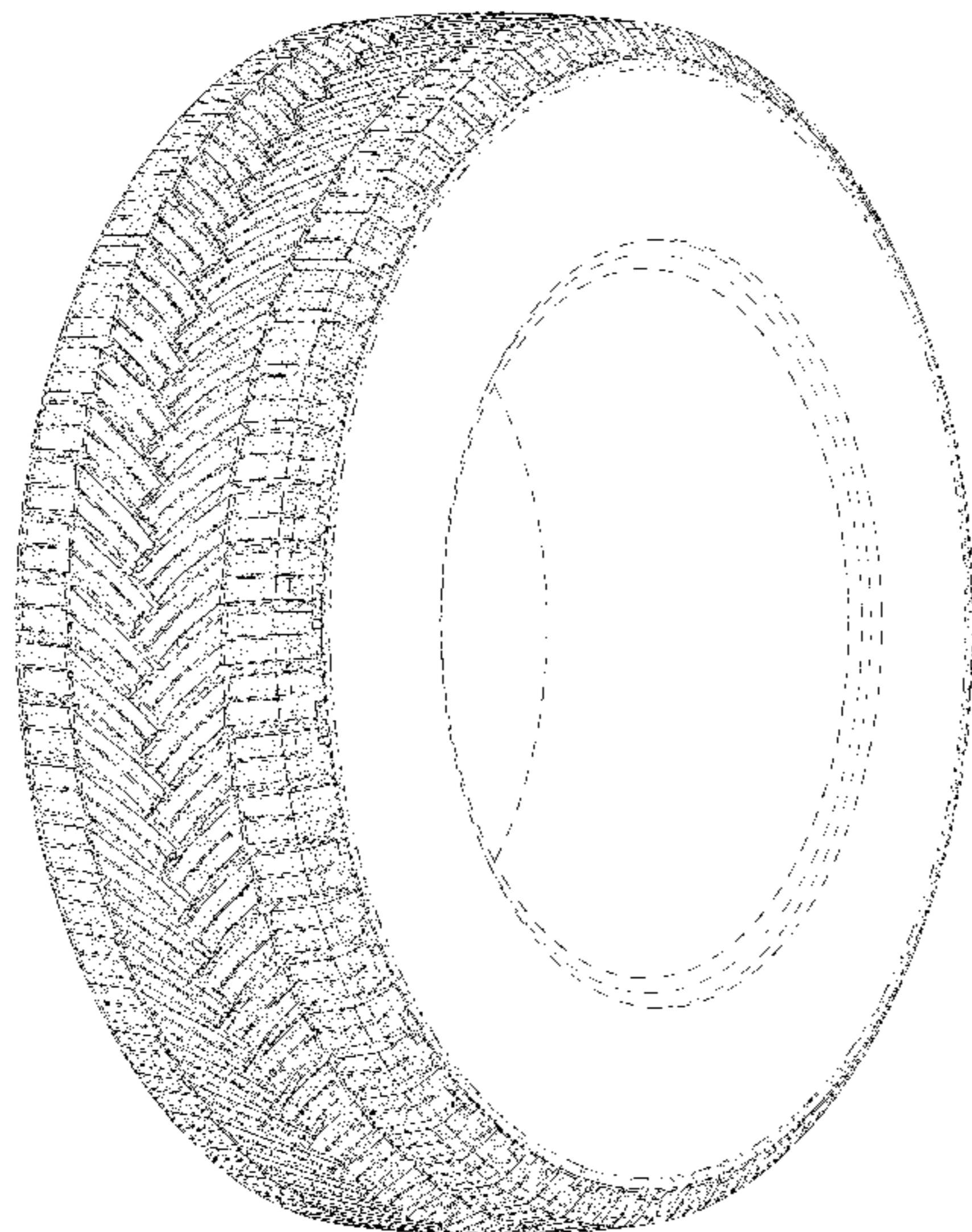
The ornamental design for a tire, as shown and described.

DESCRIPTION

FIG. 1 is a perspective view of the tire of my design;
FIG. 2 is a front elevation view of the tire of my design;
FIG. 3 is a side elevation view of the tire of my design;
FIG. 4 is a side elevation view of the tire of my design, taken
from the opposite side of that shown in FIG. 3; and,
FIG. 5 is an enlarged, partial view of the tire of FIG. 1, as
indicated by the break lines.

The dash-dot-dot-dash lines define the peripheral boundaries
of the claim. The broken line disclosure in the drawings
depicts environmental subject matter forming no part of the
claimed design. The tread pattern repeats over the circum-
ference of the tire.

1 Claim, 5 Drawing Sheets



(56)

References Cited

U.S. PATENT DOCUMENTS

D544,827 S 6/2007 Lee
 D550,148 S 9/2007 Fontaine
 D555,581 S 11/2007 Salvan
 D579,861 S 11/2008 Haas
 D579,863 S 11/2008 Harvey et al.
 D591,220 S 4/2009 Minagawa
 D595,218 S 6/2009 Rodicq
 D595,639 S 7/2009 de Briey-Terlinden
 D601,946 S 10/2009 Fontaine
 D606,927 S 12/2009 Kang
 D607,810 S 1/2010 Oizumi
 D610,963 S 3/2010 Ochi
 D613,324 S 4/2010 Sato
 D615,479 S 5/2010 Lee
 D626,911 S 11/2010 Takeshima
 D634,700 S 3/2011 Ebel et al.
 D640,184 S 6/2011 de Briey-Terlinden
 D651,163 S 12/2011 Shimizu et al.
 D668,205 S 10/2012 Ebel et al.
 D683,301 S 5/2013 Kang
 D684,523 S 6/2013 Scheuren
 D684,922 S 6/2013 Scheuren
 D705,718 S 5/2014 Hirama

D710,292 S 8/2014 Le
 D718,224 S 11/2014 Guichon
 D720,684 S 1/2015 Mathonet
 D724,008 S 3/2015 Mathonet
 D724,522 S 3/2015 D'Abrigeon
 D733,641 S 7/2015 Mathonet
 D754,588 S 4/2016 Hye et al.
 D756,292 S * 5/2016 Yoon D12/545
 D758,286 S 6/2016 Hye et al.
 D767,473 S 9/2016 Nomura et al.
 D778,230 S 2/2017 Haanketo
 D810,004 S * 2/2018 Hutz D12/564
 D810,668 S 2/2018 Cavro
 D818,939 S * 5/2018 Boisdon D12/564
 D825,445 S * 8/2018 Boisdon D12/564
 D832,195 S * 10/2018 de Briey-Terlinden D12/564
 D845,881 S * 4/2019 Kossi D12/563
 D845,883 S * 4/2019 Son D12/564
 D847,084 S * 4/2019 Kossi D12/563
 2008/0149237 A1 6/2008 Cambron

FOREIGN PATENT DOCUMENTS

FR 06/5980 12/2006
 FR 07/5041 11/2007

* cited by examiner

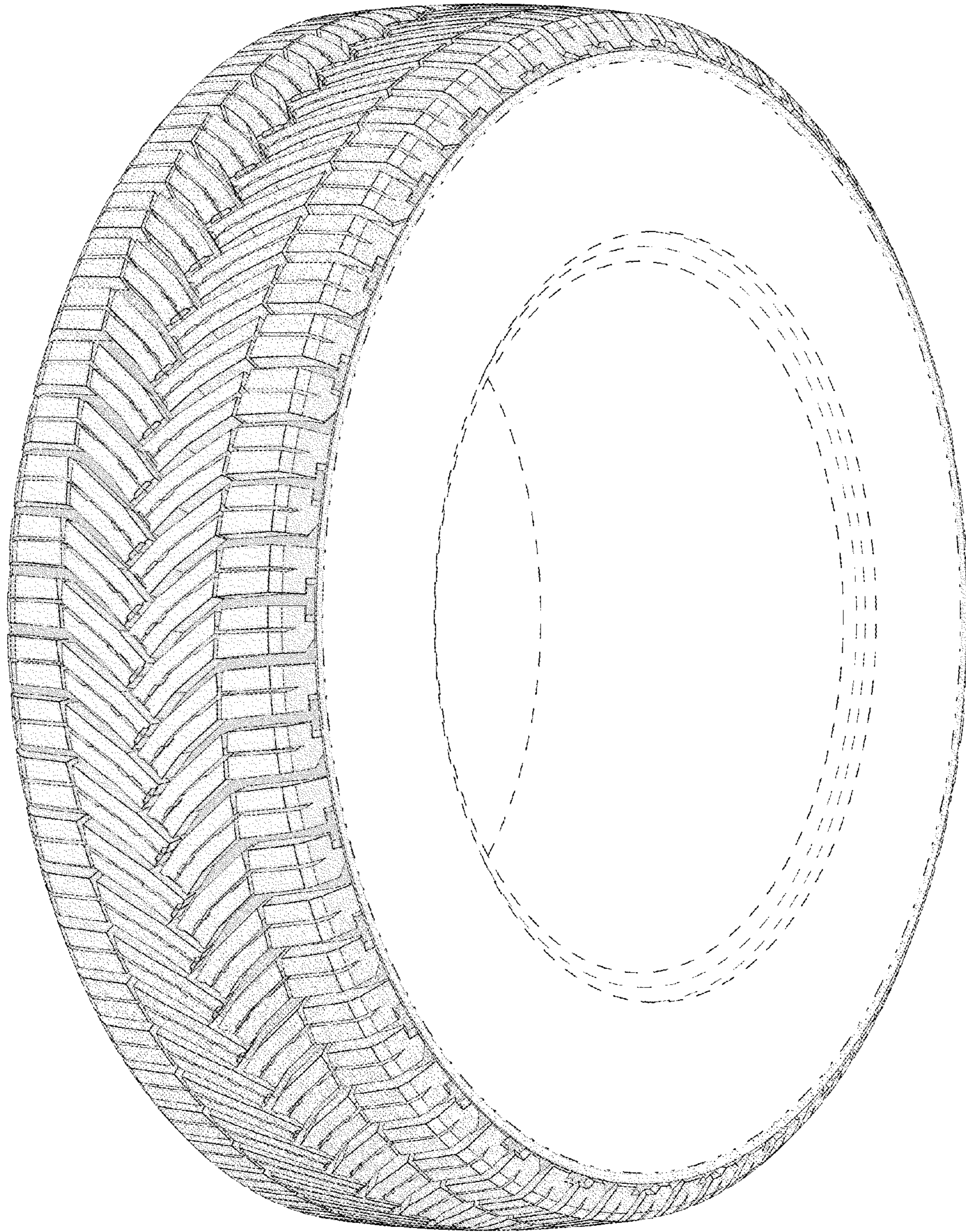


FIG. 1

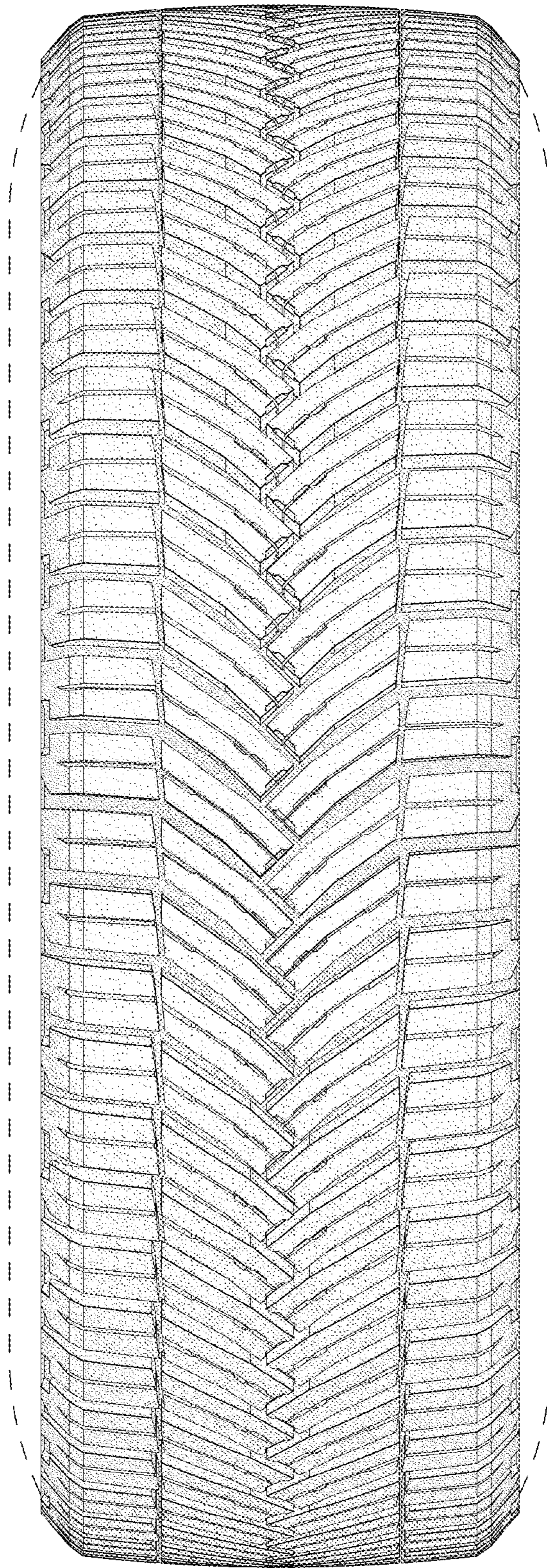


FIG. 2




FIG. 3




FIG. 4

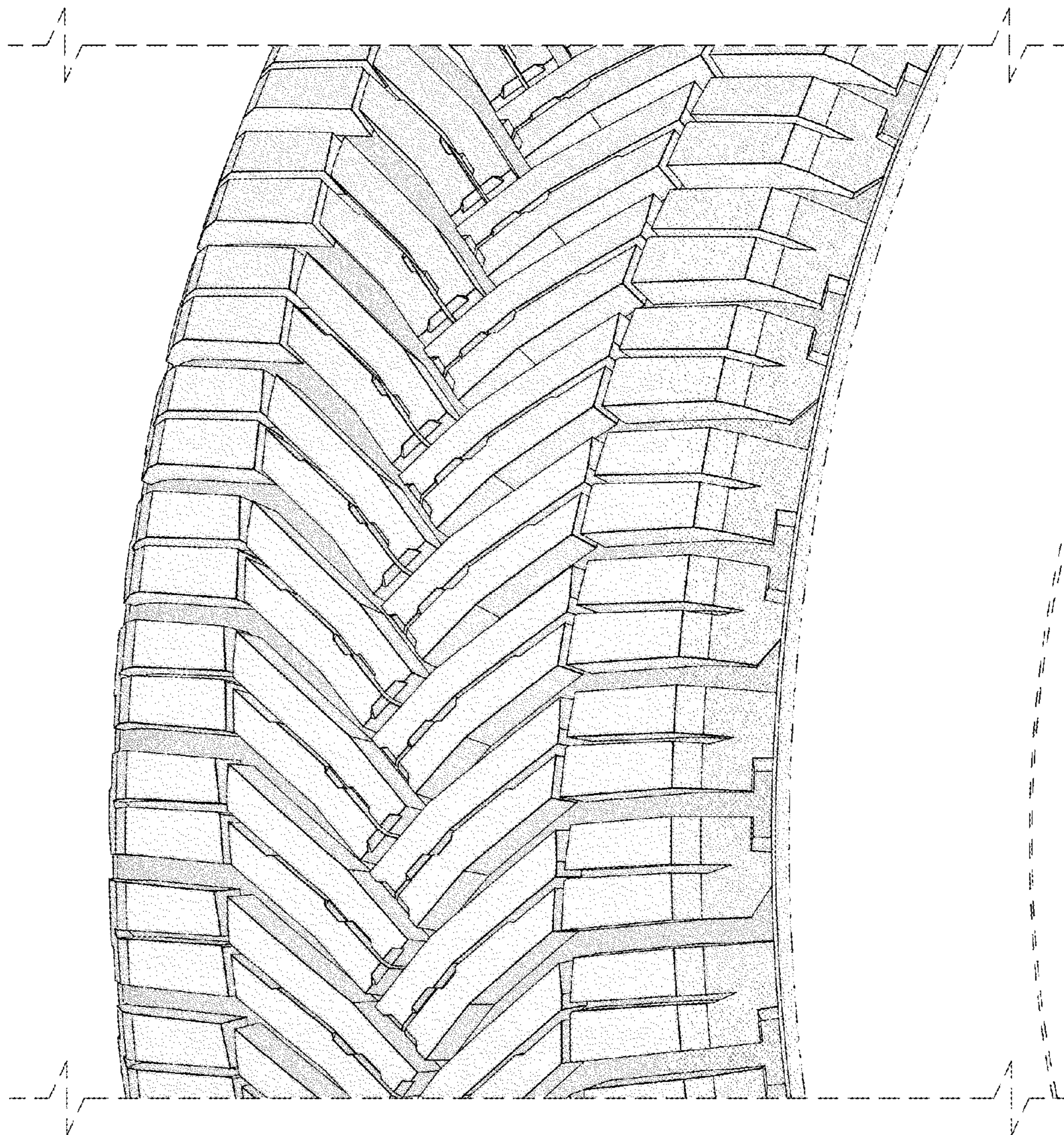


FIG. 5