



US00D864841S

(12) **United States Design Patent**
Annett

(10) **Patent No.:** **US D864,841 S**

(45) **Date of Patent:** **** Oct. 29, 2019**

(54) **ROOF RACK**

(71) Applicant: **Roambuilt LLC**, Portland, OR (US)

(72) Inventor: **Cec Annett**, Portland, OR (US)

(**) Term: **15 Years**

(21) Appl. No.: **29/675,795**

(22) Filed: **Jan. 4, 2019**

Related U.S. Application Data

(62) Division of application No. 29/604,632, filed on May 18, 2017, now Pat. No. Des. 845,874.

(51) **LOC (12) Cl.** **12-16**

(52) **U.S. Cl.**
USPC **D12/412**

(58) **Field of Classification Search**
USPC D12/412, 406, 413, 414, 414.1; D6/552;
D3/304-306
CPC B60R 9/04; B60R 9/048; B60R 9/045
See application file for complete search history.

(56) **References Cited**

U.S. PATENT DOCUMENTS

D624,005 S *	9/2010	Winner	D12/412
D765,577 S *	9/2016	Kmita	D12/412
D807,276 S *	1/2018	Aden	D12/412
D809,997 S *	2/2018	Conner	D12/412
D811,986 S *	3/2018	Torres	D12/412

D813,785 S *	3/2018	Badillo	D12/412
D814,389 S *	4/2018	Walker	D12/412
D815,012 S *	4/2018	Badillo	D12/412
D816,011 S *	4/2018	Garcia	D12/406
2005/0092796 A1 *	5/2005	Essig	B60R 9/00 224/321
2011/0101056 A1 *	5/2011	Barkey	B60R 9/052 224/321

* cited by examiner

Primary Examiner — Katrina A Betton

(74) *Attorney, Agent, or Firm* — Miller Nash Graham & Dunn LLP

(57) **CLAIM**

The ornamental design for a roof rack, as shown and described.

DESCRIPTION

FIG. 1 illustrates a front side perspective view of the new design for a roof rack;
FIG. 2 illustrates a bottom front perspective view thereof;
FIG. 3 illustrates a top front perspective view thereof;
FIG. 4 illustrates a front side perspective view thereof;
FIG. 5 illustrates a front view thereof; and,
FIG. 6 illustrates a side view thereof.

The broken lines shown in the drawings illustrate portions of the roof rack and form no part of the claimed design.

1 Claim, 2 Drawing Sheets

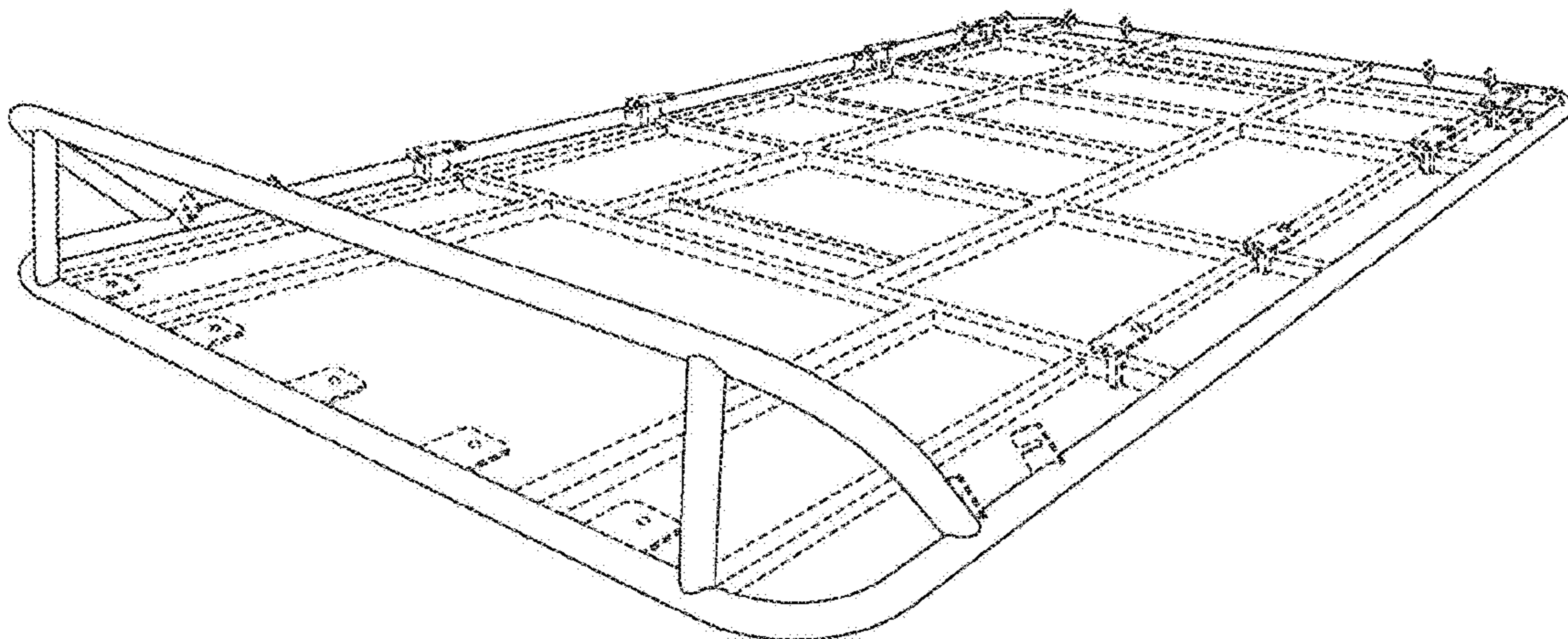


Fig. 1




Fig. 2

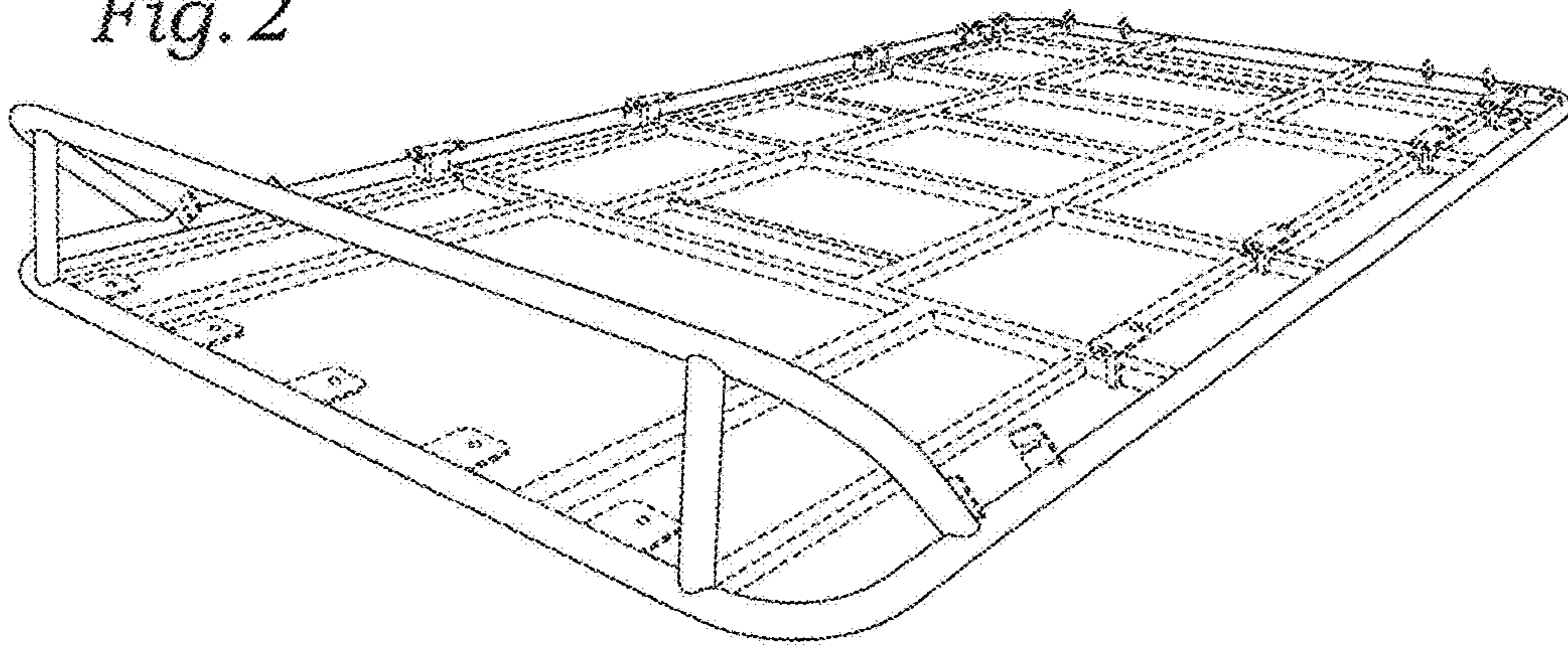


Fig. 3

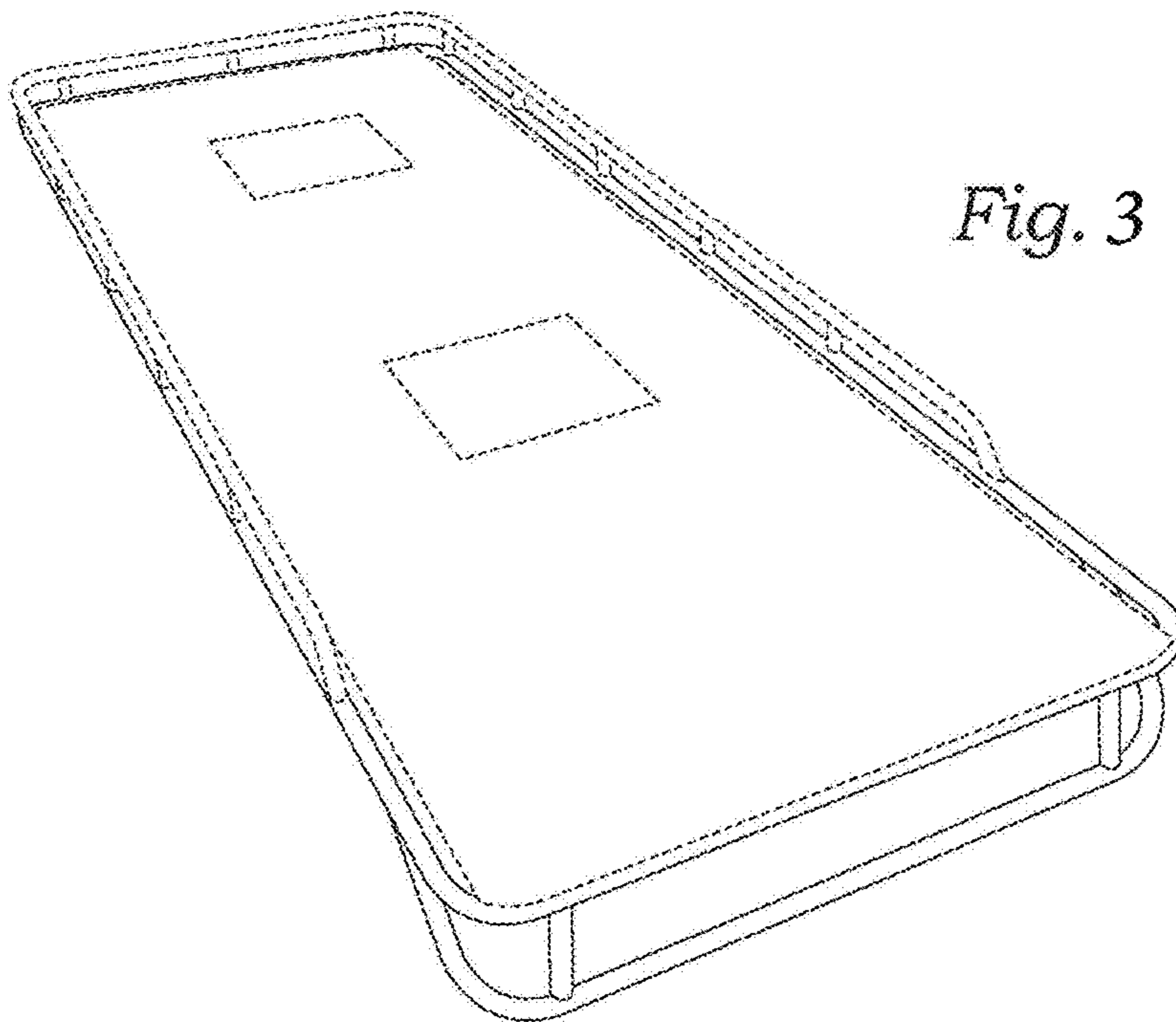


Fig. 4

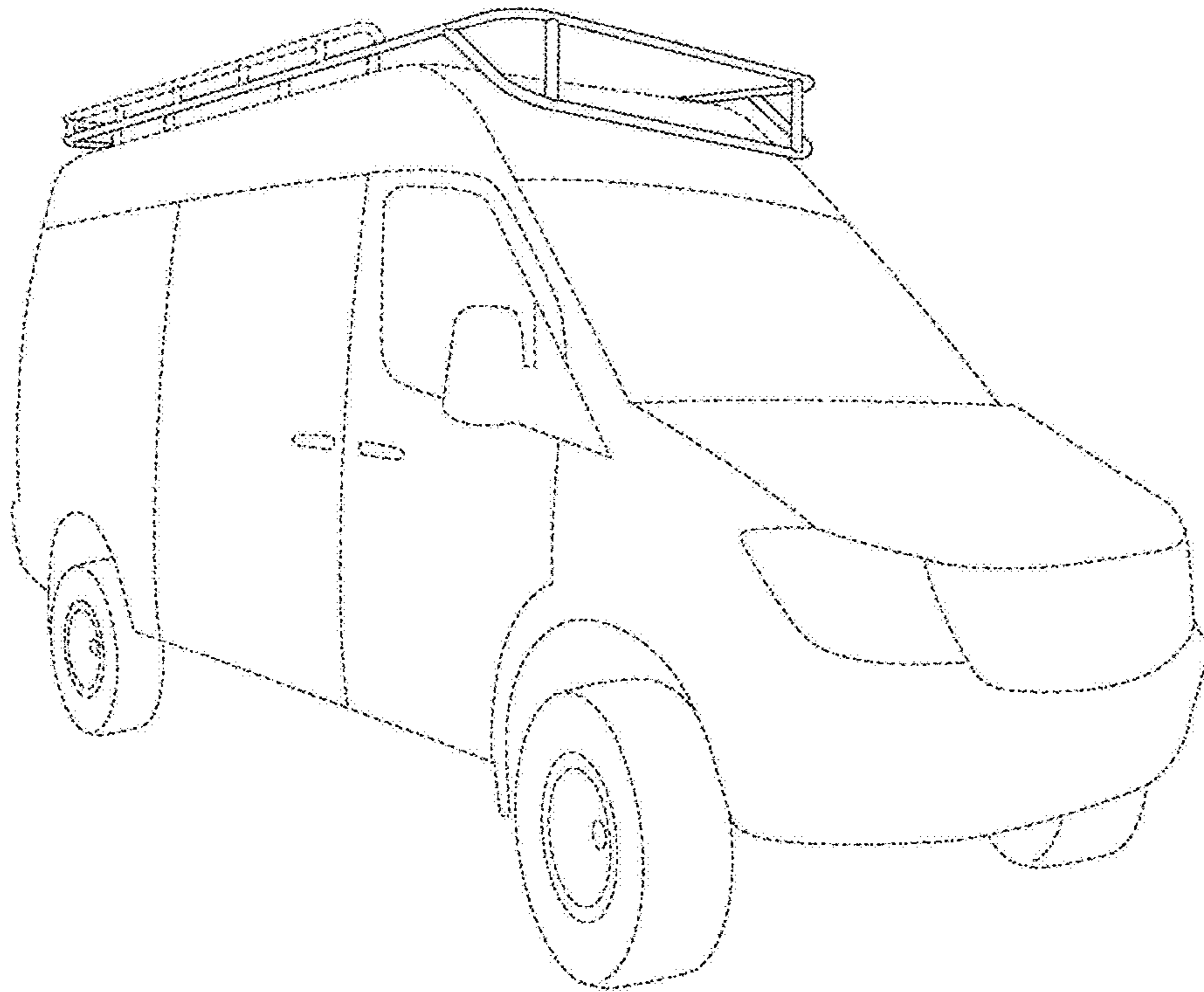


Fig. 5




Fig. 6

