



US00D864822S

(12) **United States Design Patent** (10) **Patent No.:** **US D864,822 S**
Kim et al. (45) **Date of Patent:** **** Oct. 29, 2019**

(54) **LIFTGATE FOR AN AUTOMOBILE** 7,011,357 B2 * 3/2006 Seksaria B60J 1/1884
296/146.12

(71) Applicants: **HYUNDAI MOTOR COMPANY,** D540,234 S * 4/2007 Fujimaki D12/196
Seoul (KR); **KIA MOTORS** D558,658 S * 1/2008 Leclercq D12/196
CORPORATION, Seoul (KR) D580,330 S * 11/2008 Gueler D12/196
D582,824 S * 12/2008 Kobayashi D12/196
7,537,256 B2 * 5/2009 Gates B60Q 1/56
296/1.07

(72) Inventors: **Ki Eun Kim,** Hwaseong-si (KR); **Jun** D600,616 S * 9/2009 Mattin D12/196
Hyuk Yim, Seoul (KR) D644,975 S * 9/2011 Kumai D12/196

(73) Assignees: **Hyundai Motor Company,** Seoul D647,835 S * 11/2011 Sowa D12/196
(KR); **Kia Motors Corporation,** Seoul D663,665 S * 7/2012 Hakamata D12/196
(KR) D681,529 S * 5/2013 Minami D12/196
D716,711 S * 11/2014 Scheinhutte D12/196
D725,566 S * 3/2015 Rugar D12/196
D726,615 S * 4/2015 Wolff D12/196
D733,630 S * 7/2015 Ahn D12/196
D736,124 S * 8/2015 Glover D12/164
D736,128 S * 8/2015 Blanski D12/196
D738,802 S * 9/2015 Mueller-Stolz D12/196
D746,194 S * 12/2015 Ahn D12/187
D748,302 S * 1/2016 Ahn D26/28

(**) Term: **15 Years**

(21) Appl. No.: **35/505,758**

(22) Filed: **Mar. 27, 2018**

(80) **Hague Agreement Data**

Int. Filing Date: **Mar. 27, 2018**

Int. Reg. No.: **DM/100991**

Int. Reg. Date: **Mar. 27, 2018**

Int. Reg. Pub. Date: **Sep. 28, 2018**

(30) **Foreign Application Priority Data**

Sep. 29, 2017 (KR) 30-2017-0046123

(51) **LOC (12) Cl.** **12-16**

(52) **U.S. Cl.**
USPC **D12/196**

(58) **Field of Classification Search**
USPC D12/56, 90, 91, 92, 159, 196
CPC B60R 13/04; B60R 19/54; B62D 25/12;
B62D 27/026; B62D 35/005; B60J
5/0412

See application file for complete search history.

(56) **References Cited**

U.S. PATENT DOCUMENTS

6,019,418 A * 2/2000 Emerling B60J 5/0416
296/146.7

D501,167 S * 1/2005 Otto D12/196

(Continued)

Primary Examiner — Darlington Ly

(74) *Attorney, Agent, or Firm* — Mintz Levin Cohn Ferris
Glovsky and Popeo, P.C.; Kongsik Kim


(57) **CLAIM**

The ornamental design for a liftgate for an automobile, as shown and described.

DESCRIPTION

1. Liftgate for an automobile
- 1.1** is a perspective view of a liftgate for an automobile showing our new design;
- 1.2** is a front elevation view thereof;
- 1.3** is a rear elevation view thereof;
- 1.4** is a left side elevation view thereof;
- 1.5** is a right side elevation view thereof;
- 1.6** is a top plan view thereof; and
- 1.7** is a bottom plan view thereof.

1 Claim, 7 Drawing Sheets



(56)


References Cited

U.S. PATENT DOCUMENTS


D749,480	S	*	2/2016	Yu	D12/196
D751,014	S	*	3/2016	Wolff	D12/196
D755,673	S	*	5/2016	Ahn	D12/86
D757,620	S	*	5/2016	Ahn	D12/196
D757,621	S	*	5/2016	Ahn	D12/196
D758,269	S	*	6/2016	Ahn	D12/195
D760,137	S	*	6/2016	Galante	D12/196
D761,177	S	*	7/2016	Behmer	D12/196
D763,481	S	*	8/2016	Ahn	D26/28
D766,795	S	*	9/2016	Kim	D12/196
D773,975	S	*	12/2016	Ahn	D12/209
D778,472	S	*	2/2017	Ahn	D26/28
D779,406	S	*	2/2017	Park	D12/196
D781,195	S	*	3/2017	Yu	D12/196
D784,884	S	*	4/2017	Ahn	D12/195
D789,267	S	*	6/2017	Kim	D12/196

* cited by examiner


1.1




1.2




1.3




1.4



1.5



1.6



1.7

