



US00D864818S

(12) **United States Design Patent** (10) **Patent No.:** **US D864,818 S**
Akrapovic et al. (45) **Date of Patent:** **** Oct. 29, 2019**

(54) **EXHAUST PIPE**
(71) Applicant: **Igor Akrapovic**, Ljubljana (SI)
(72) Inventors: **Igor Akrapovic**, Ljubljana (SI); **Matjaz Zonta**, Ljubljana-Polje (SI); **Roman Hafnar**, Zabnica (SI); **Marko Glavic**, Zagradec (SI); **Luka Zagar**, Ljubljana (SI)
(**) Term: **15 Years**
(21) Appl. No.: **35/505,556**
(22) Filed: **Apr. 25, 2018**
(80) **Hague Agreement Data**
Int. Filing Date: **Apr. 25, 2018**
Int. Reg. No.: **DM/102403**
Int. Reg. Date: **Apr. 25, 2018**
Int. Reg. Pub. Date: **Aug. 31, 2018**

(30) **Foreign Application Priority Data**
Oct. 27, 2017 (EM) 004423655-0001
(51) **LOC (12) Cl.** **12-16**
(52) **U.S. Cl.**
USPC **D12/194**
(58) **Field of Classification Search**
USPC D12/194; D15/5
CPC ... F01N 1/04; F01N 1/24; F01N 13/08; F01N 13/082; F01N 13/085; F01N 13/087
See application file for complete search history.

(56) **References Cited**
U.S. PATENT DOCUMENTS
D246,038 S * 10/1977 Moller D12/194
6,431,311 B1 * 8/2002 Brown F01N 13/082
181/227
D467,210 S * 12/2002 Yu D12/194
D480,030 S * 9/2003 Gilli D12/194

D490,036 S * 5/2004 Cho D12/194
D495,642 S * 9/2004 Luttig D12/194
D496,313 S * 9/2004 Suzuki D12/194
D541,718 S * 5/2007 Emler D12/194
D550,134 S * 9/2007 Akrapovic D12/194
D578,050 S * 10/2008 Hsu D12/194
D589,422 S * 3/2009 Davis, Jr. D12/194
D654,839 S * 2/2012 Contreras D12/194
8,439,159 B1 * 5/2013 Borla F01N 1/083
181/212
D689,420 S * 9/2013 Chou D12/194
D709,012 S * 7/2014 Chou D12/194
D712,812 S * 9/2014 Verlengiere D12/194
D762,540 S * 8/2016 Yasuhara D12/194
D767,456 S * 9/2016 Finnie D12/194

(Continued)


Primary Examiner — Darlington Ly
(74) *Attorney, Agent, or Firm* — Olson & Cepuritis, Ltd.; William P. Oberhardt; Anita M. Cepuritis

(57) **CLAIM**
The ornamental design for an exhaust pipe, as shown and described.

DESCRIPTION

The patent or application file contains at least one drawing executed in color. Copies of this patent or patent application publication with color drawing(s) will be provided by the Office upon request and payment of the necessary fee.
1. Exhaust pipe
1.1 is a rear and right side perspective view of an exhaust pipe showing our new design;
1.2 is a right side view thereof;
1.3 is a left side view thereof;
1.4 is a rear view thereof;
1.5 is a front view thereof;
1.6 is a top view thereof;
1.7 is a front and right side perspective view thereof;
1.8 is a front and left side perspective view thereof; and
1.9 is a bottom view thereof.

1 Claim, 9 Drawing Sheets
(9 of 9 Drawing Sheet(s) Filed in Color)



(56)

References Cited

U.S. PATENT DOCUMENTS

D773,970 S * 12/2016 Kobayashi D12/194
2008/0121456 A1 * 5/2008 Davis F01N 13/20
180/309

* cited by examiner

1.1




1.2



1.3




1.4




1.5




1.6



1.7



1.8



1.9

