



US00D864812S

(12) **United States Design Patent** (10) **Patent No.:** **US D864,812 S**
Dewitt et al. (45) **Date of Patent:** **** Oct. 29, 2019**

- (54) **VEHICLE FENDER**
- (71) Applicant: **Ford Global Technologies, LLC**,
Dearborn, MI (US)
- (72) Inventors: **David Dewitt**, Docklands (AU); **Todd Willing**, East Melbourne (AU); **Max Wolff**, Birmingham, MI (US)
- (73) Assignee: **Ford Global Technologies, LLC**,
Dearborn, MI (US)
- (**) Term: **15 Years**
- (21) Appl. No.: **29/632,628**
- (22) Filed: **Jan. 9, 2018**
- (51) **LOC (12) Cl.** **12-16**
- (52) **U.S. Cl.**
USPC **D12/184**
- (58) **Field of Classification Search**
USPC D12/114, 181, 184; D15/28
CPC B62D 25/16; B62D 25/18
See application file for complete search history.

- D806,622 S * 1/2018 Granlund D12/184
- D807,261 S * 1/2018 Zavatski D12/184
- 9,890,966 B2 * 2/2018 Mueller B62D 25/16
- D817,829 S * 5/2018 Behmer D12/184
- D820,751 S * 6/2018 Luk D12/184
- D823,741 S * 7/2018 Kim D12/169
- 10,023,241 B2 * 7/2018 Umemoto B62D 25/161
- 10,035,543 B2 * 7/2018 Sato B60J 5/0444
- D826,811 S * 8/2018 Lim D12/184
- D827,527 S * 9/2018 Loeb D12/184
- D827,528 S * 9/2018 Gueler D12/184
- D827,529 S * 9/2018 Al Attar D12/184
- D828,254 S * 9/2018 Simm D12/184
- 10,077,085 B2 * 9/2018 Pfaffelhuber B62D 27/02

* cited by examiner

Primary Examiner — Susan Bennett Hattan
Assistant Examiner — Suzanne E Tisdell
(74) *Attorney, Agent, or Firm* — LeClairRyan

(57) **CLAIM**

The ornamental design for a vehicle fender, as shown and described.

DESCRIPTION

FIG. 1 is a front elevational view of a vehicle fender, showing our new design;
FIG. 2 is a rear elevational view thereof;
FIG. 3 is a left side elevational view thereof;
FIG. 4 is a top plan view thereof;
FIG. 5 is a bottom plan view thereof;
FIG. 6 is a top, front, and left side perspective view thereof; and,
FIG. 7 is a top, rear, and left side perspective view thereof. Broken lines represent unclaimed boundaries of the design. Portions of the vehicle fender shown in half-tone shading outside the broken lines form no part of the claimed design.

1 Claim, 7 Drawing Sheets

- (56) **References Cited**
U.S. PATENT DOCUMENTS
- 9,278,716 B1 * 3/2016 Joseph B62D 25/18
- D756,870 S * 5/2016 Tsutamori D12/184
- D758,935 S * 6/2016 Platto D12/184
- 9,403,557 B1 * 8/2016 Sharma C21D 1/06
- 9,487,238 B2 * 11/2016 Iwano B62D 25/025
- D775,031 S * 12/2016 Frascella D12/184
- D787,395 S * 5/2017 Curic D12/181
- 9,669,876 B2 * 6/2017 Iwano B62D 25/04
- 9,738,322 B2 * 8/2017 Matthiessen B62D 25/02
- D803,119 S * 11/2017 Beermann D12/184
- D803,741 S * 11/2017 Tsubaki D12/184
- D805,013 S * 12/2017 Whitla D12/181



Fig. 1





Fig. 2

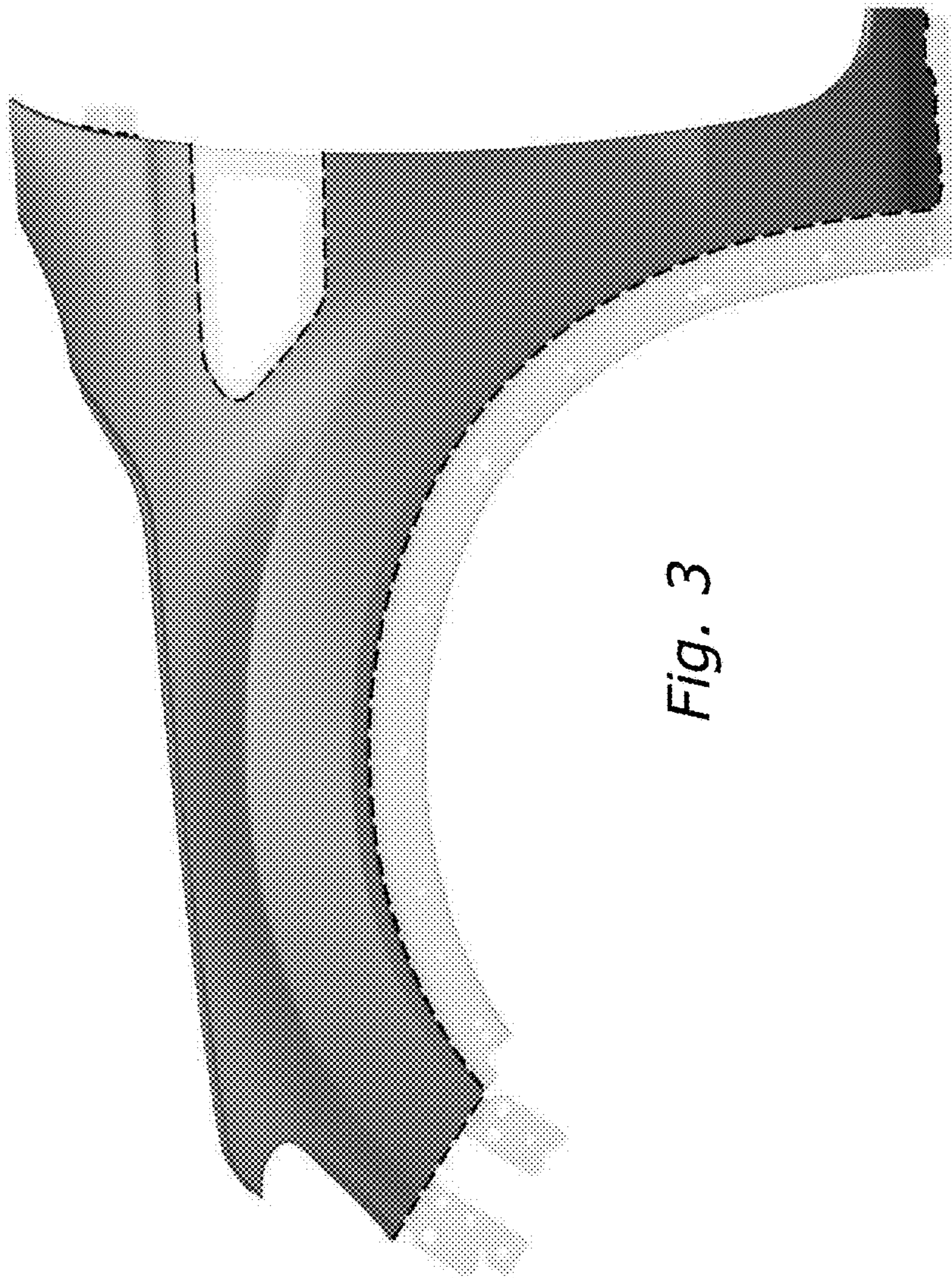


Fig. 3





Fig. 4

Fig. 5






Fig. 6




Fig. 7