



US00D864807S

(12) **United States Design Patent** (10) **Patent No.:** **US D864,807 S**
Park et al. (45) **Date of Patent:** **** Oct. 29, 2019**

(54) **VEHICLE HOOD**

(71) Applicant: **Ford Global Technologies, LLC**,
Dearborn, MI (US)
(72) Inventors: **Dong H. Park**, Canton, MI (US);
Soohyoung Kim, Northville, MI (US);
Thomas Marminc, Ferndale, MI (US);
Damon G. Depeyster, Northville, MI
(US); **Gordon M. Platto**, Troy, MI
(US)
(73) Assignee: **Ford Global Technologies, LLC**,
Dearborn, MI (US)

(**) Term: **15 Years**

(21) Appl. No.: **29/650,720**

(22) Filed: **Jun. 8, 2018**

(51) **LOC (12) Cl.** **12-16**

(52) **U.S. Cl.**

USPC **D12/173**

(58) **Field of Classification Search**

USPC D12/173, 196, 86, 90-92, 181;
180/69.21, 69.2, 69.22; 296/190.1-190.5,
296/190.8, 193.11, 37.6
CPC B62D 25/10; B62D 25/06; B62D 65/02;
B62D 25/12; B60Q 1/00
See application file for complete search history.

(56) **References Cited**

U.S. PATENT DOCUMENTS

D600,608 S * 9/2009 Golden D12/173
D610,505 S 2/2010 Bucher et al.

D694,159 S * 11/2013 Jung D12/173
D706,185 S * 6/2014 Mackay D12/173
D707,595 S * 6/2014 Kavaja D12/173
D718,684 S * 12/2014 Thole D12/173
D722,928 S * 2/2015 George D12/173
D733,626 S * 7/2015 Glover D12/173
D735,625 S * 8/2015 Mays D12/173
D748,545 S 2/2016 Behmer et al.
D823,197 S * 7/2018 Bucher D12/173

* cited by examiner

Primary Examiner — Melody N Brown

(74) *Attorney, Agent, or Firm* — Vichit Chea


(57) **CLAIM**

The ornamental design for a vehicle hood, as shown and described.

DESCRIPTION

FIG. 1 is a front elevational view of a vehicle hood, showing our new design;
FIG. 2 is a left side elevational view thereof;
FIG. 3 is a right side elevational view thereof;
FIG. 4 is a top plan view thereof;
FIG. 5 is a bottom plan view thereof.
FIG. 6 is a top, front, and left side perspective view thereof;
and,
FIG. 7 is a top, rear, and left side perspective view thereof.

1 Claim, 7 Drawing Sheets






Fig. 1




Fig. 2




Fig. 3

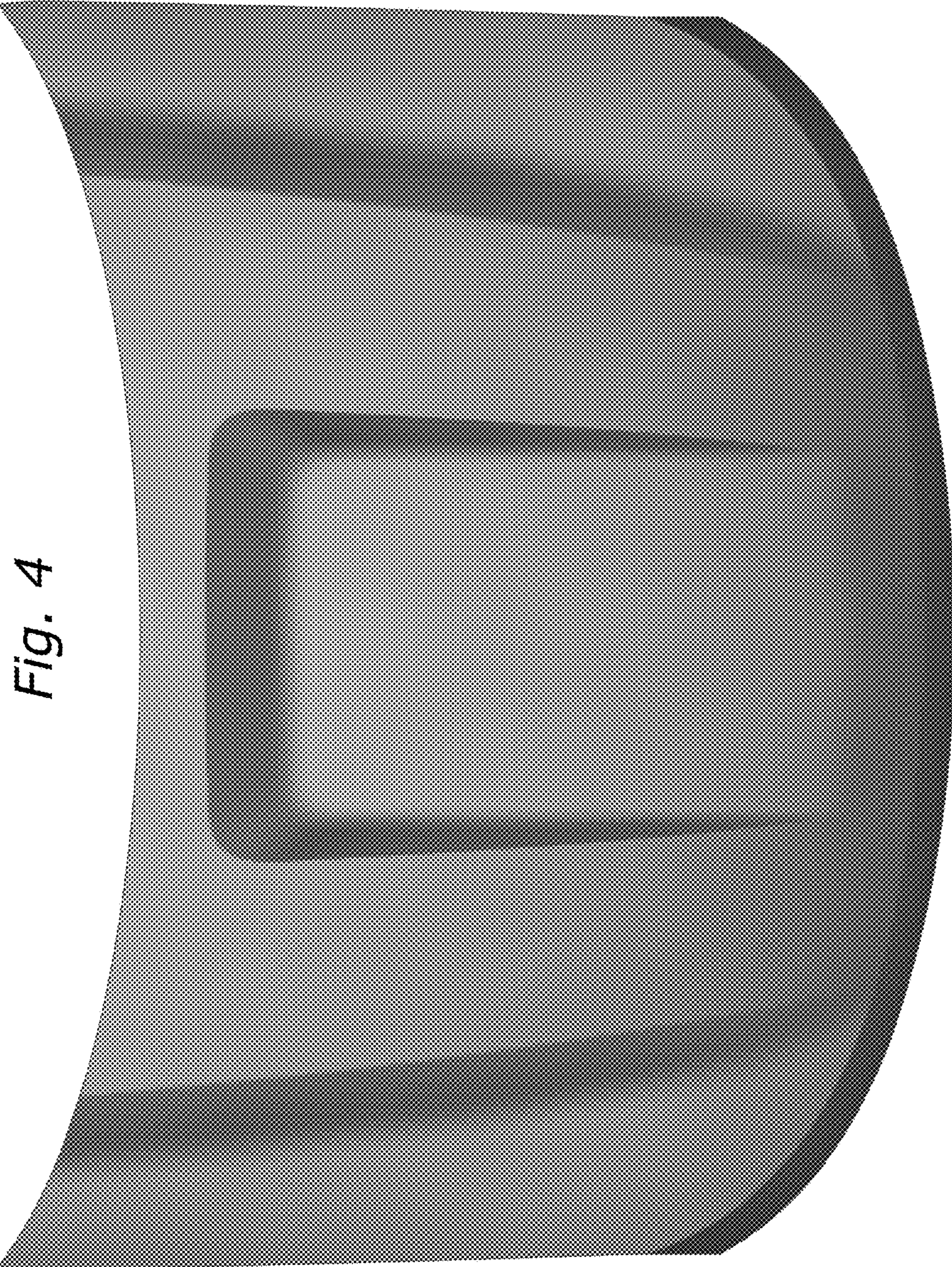


Fig. 4




Fig. 5




Fig. 6




Fig. 7