



US00D864802S

(12) **United States Design Patent**
Davis et al.

(10) **Patent No.:** **US D864,802 S**
(45) **Date of Patent:** **** Oct. 29, 2019**

- (54) **VEHICLE GRILLE**
- (71) Applicant: **Mahindra Vehicle Sales and Service, Inc.**, Troy, MI (US)
- (72) Inventors: **Jeffrey Davis**, Brighton, MI (US); **Paul Lowis**, Waterford, MI (US); **Andrew DiSalvo**, Allen Park, MI (US); **Robert Fehan**, Clarkston, MI (US)
- (73) Assignee: **MAHINDRA VEHICLE SALES AND SERVICE, INC.**, Troy, MI (US)

D422,320 S *	4/2000	Huntsberger	D21/433
D464,086 S *	10/2002	Wu	D21/433
D464,087 S *	10/2002	Wu	D21/433
D521,424 S *	5/2006	Sackley	D12/163
D705,706 S *	5/2014	Kawasaki	D12/169
D709,410 S *	7/2014	Conway	D12/163
D720,265 S *	12/2014	Galante	D12/169
D720,815 S *	1/2015	Talios	D21/433
D737,740 S *	9/2015	Goeppel	D12/169
D738,799 S *	9/2015	Goeppel	D12/169
D771,530 S *	11/2016	Schneider	D12/169
D775,014 S *	12/2016	Higgs	D12/170
D775,015 S *	12/2016	Higgs	D12/170
D800,226 S *	10/2017	Zeng	D21/433

(**) Term: **15 Years**

(21) Appl. No.: **29/638,885**

(22) Filed: **Mar. 1, 2018**

(51) **LOC (12) Cl.** **12-16**

(52) **U.S. Cl.**
USPC **D12/163**

(58) **Field of Classification Search**
USPC D12/163, 164, 190, 195, 196, 414
CPC B60R 9/06; B62D 35/02; B62D 39/00;
B62D 65/16; B62D 21/12; B29C 45/16
See application file for complete search history.

(56) **References Cited**

U.S. PATENT DOCUMENTS

1,634,828 A *	7/1927	Gordon	B60K 11/08 180/68.1
D328,317 S *	7/1992	Harrod	D21/433
D400,146 S *	10/1998	Marsceau	D12/169
D410,502 S *	6/1999	Harrod	D21/433
D417,245 S *	11/1999	Wang	D21/433

* cited by examiner

Primary Examiner — Susan Bennett Hattan

Assistant Examiner — Suzanne E Tisdell

(74) *Attorney, Agent, or Firm* — Dickinson Wright PLLC

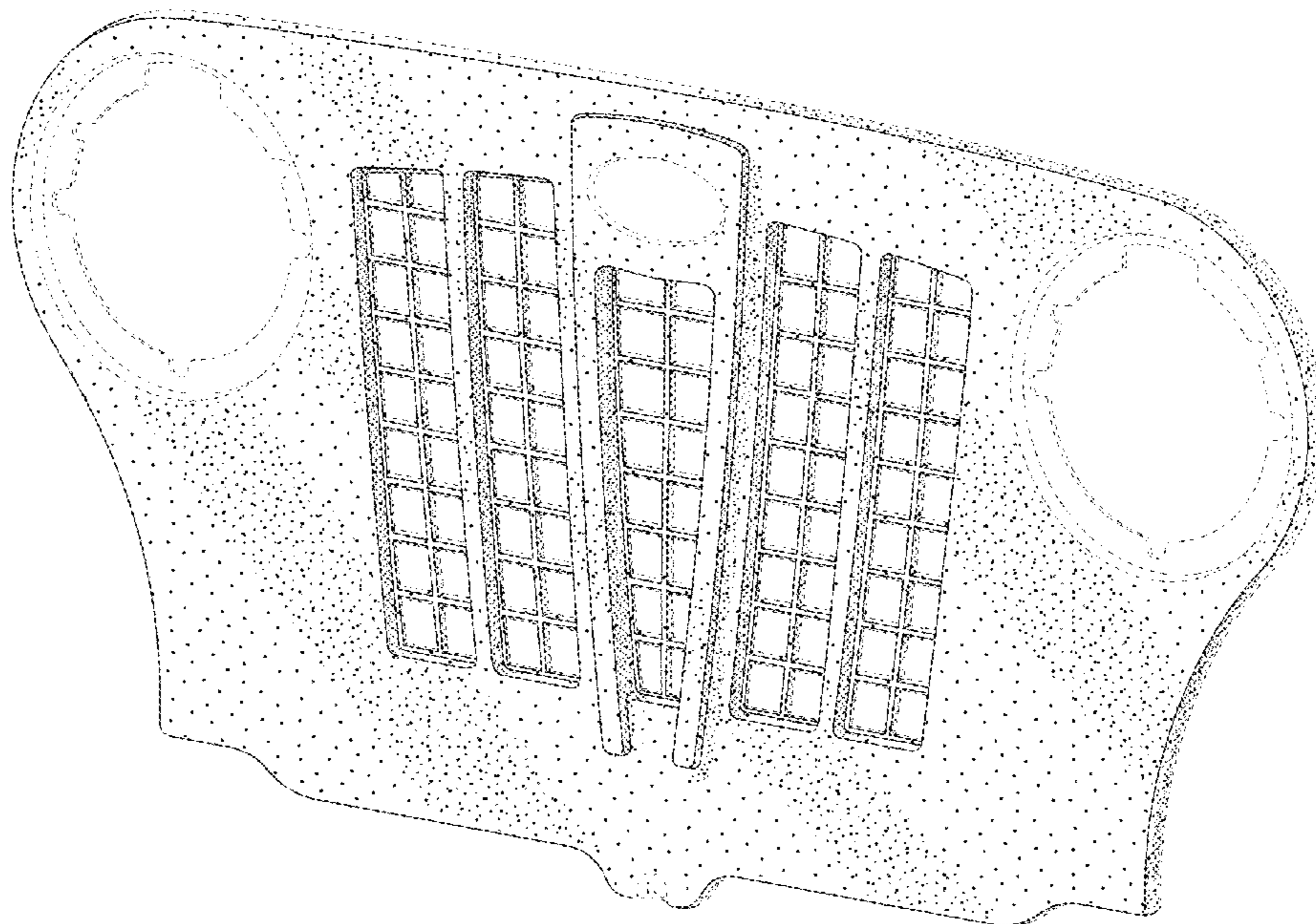
(57) **CLAIM**

The ornamental design for the vehicle grille, as shown and described.

DESCRIPTION

FIG. 1 is a front right perspective view of a front vehicle grille;
FIG. 2 is a front elevational view thereof;
FIG. 3 is a rear elevational view thereof;
FIG. 4 is a top plan view thereof;
FIG. 5 is a bottom plan view thereof; and,
FIG. 6 is a right side elevational view thereof.
Portions of the article shown in broken lines depict unclaimed subject matter and form no part of the claimed design.

1 Claim, 3 Drawing Sheets



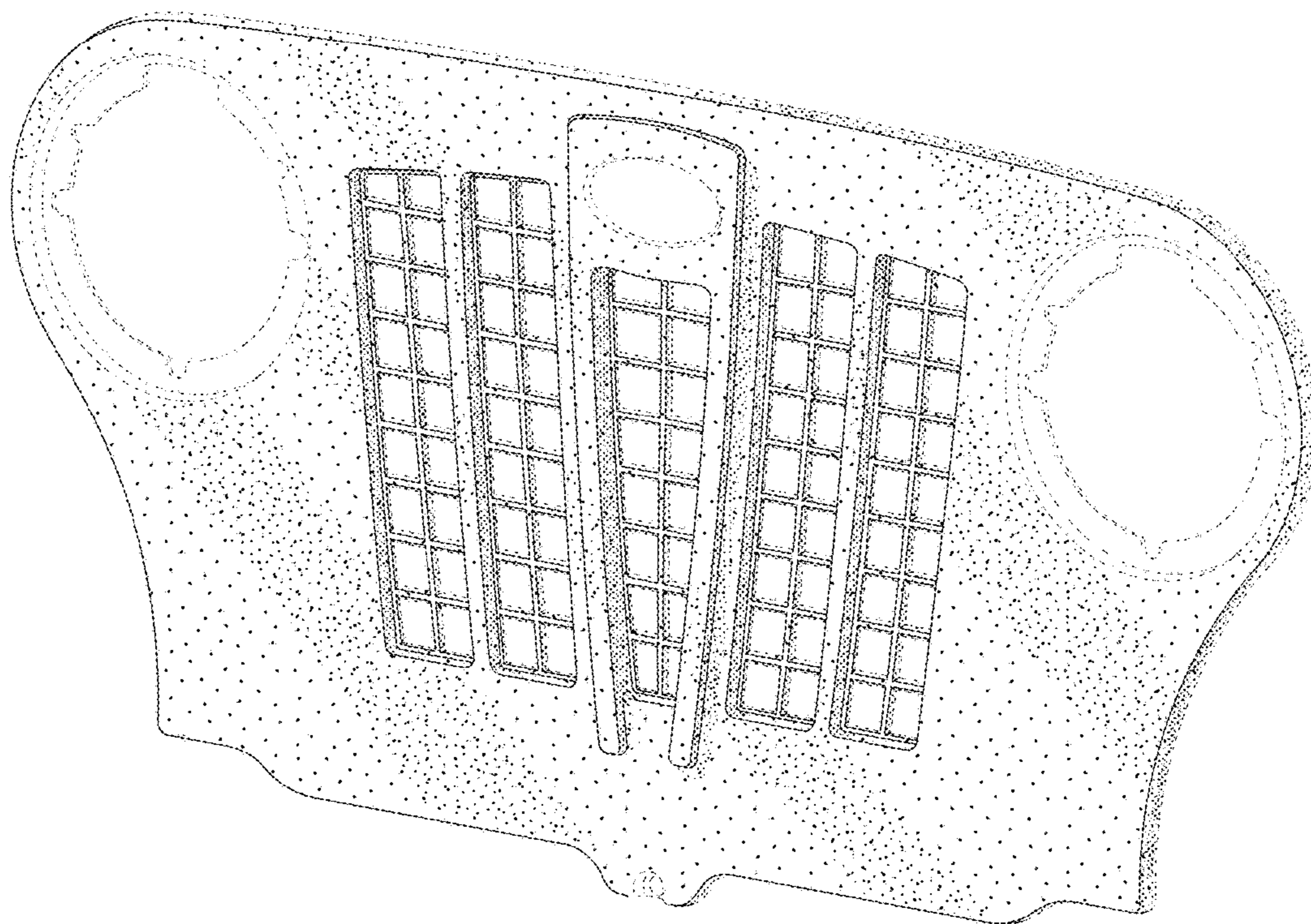


Fig. 1

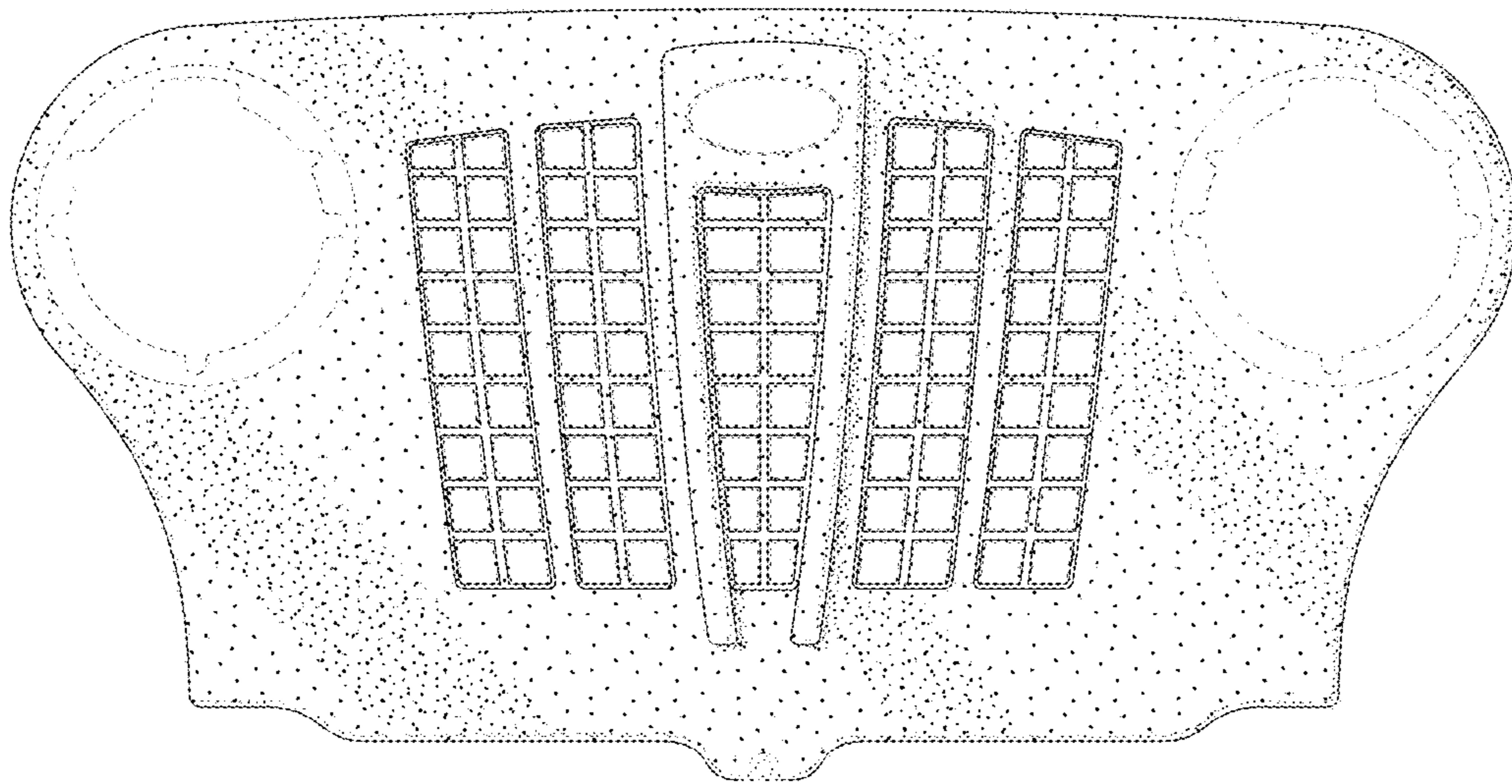


Fig. 2




Fig. 3




Fig. 4




Fig. 5



Fig. 6