

US00D864789S

(12) **United States Design Patent**  
**Lee**

(10) **Patent No.:** **US D864,789 S**

(45) **Date of Patent:** **\*\* Oct. 29, 2019**

(54) **AUTOMOBILE**

(71) Applicant: **HYUNDAI MOTOR COMPANY,**  
Seoul (KR)

(72) Inventor: **Ji-Heon Lee,** Anyang-si (KR)

(\*\*) Term: **15 Years**

(21) Appl. No.: **35/505,713**

(22) Filed: **Aug. 17, 2018**

(80) **Hague Agreement Data**

Int. Filing Date: **Aug. 17, 2018**

Int. Reg. No.: **DM/102815**

Int. Reg. Date: **Aug. 17, 2018**

Int. Reg. Pub. Date: **Sep. 28, 2018**

(51) **LOC (12) Cl.** ..... **12-08**

(52) **U.S. Cl.**  
USPC ..... **D12/92**

(58) **Field of Classification Search**  
USPC ..... D12/86, 90, 91, 92, 98; D21/424, 433,  
D21/434

CPC ..... B62D 25/00; B62D 25/06; B62D 33/00;  
B62D 35/00

See application file for complete search history.

(56) **References Cited**

U.S. PATENT DOCUMENTS

D680,030 S \* 4/2013 Rodriguez ..... D12/92  
D703,585 S \* 4/2014 Scheinhutte ..... D12/92  
D710,260 S \* 8/2014 Villarreal ..... D12/92

9,073,410 B2 \* 7/2015 Bruant ..... B60J 7/028  
D738,259 S \* 9/2015 Ohnuma ..... D12/92  
D763,737 S \* 8/2016 Varga ..... D12/92  
D786,134 S \* 5/2017 Varga ..... D12/92  
D790,405 S \* 6/2017 Christensen ..... D12/92  
9,725,020 B2 \* 8/2017 Fainello ..... B60N 2/885  
D796,998 S \* 9/2017 Christensen ..... D12/92  
D797,606 S \* 9/2017 Oh ..... D12/92  
D808,302 S \* 1/2018 Oh ..... D12/92  
D809,971 S \* 2/2018 Lee ..... D12/92  
D809,972 S \* 2/2018 Fisker ..... D12/92  
D825,388 S \* 8/2018 Karras ..... D12/92  
D831,542 S \* 10/2018 Russo ..... D12/92  
D836,031 S \* 12/2018 Lim ..... D12/92  
D840,874 S \* 2/2019 Fisker ..... D12/92  
D845,174 S \* 4/2019 Iwao ..... D12/92  
D847,028 S \* 4/2019 Loeb ..... D12/92

\* cited by examiner

*Primary Examiner* — Darlington Ly

(57) **CLAIM**

The ornamental design for an automobile, as shown and described.

**DESCRIPTION**

1. Automobile

**1.1** is a front and left side perspective view of an automobile showing our new design;

**1.2** is a front elevation view thereof;


**1.3** is a rear elevation view thereof;

**1.4** is a right side elevation view thereof;


**1.5** is a left side elevation view thereof; and

**1.6** is a top plan view thereof.


**1 Claim, 6 Drawing Sheets**




1.1



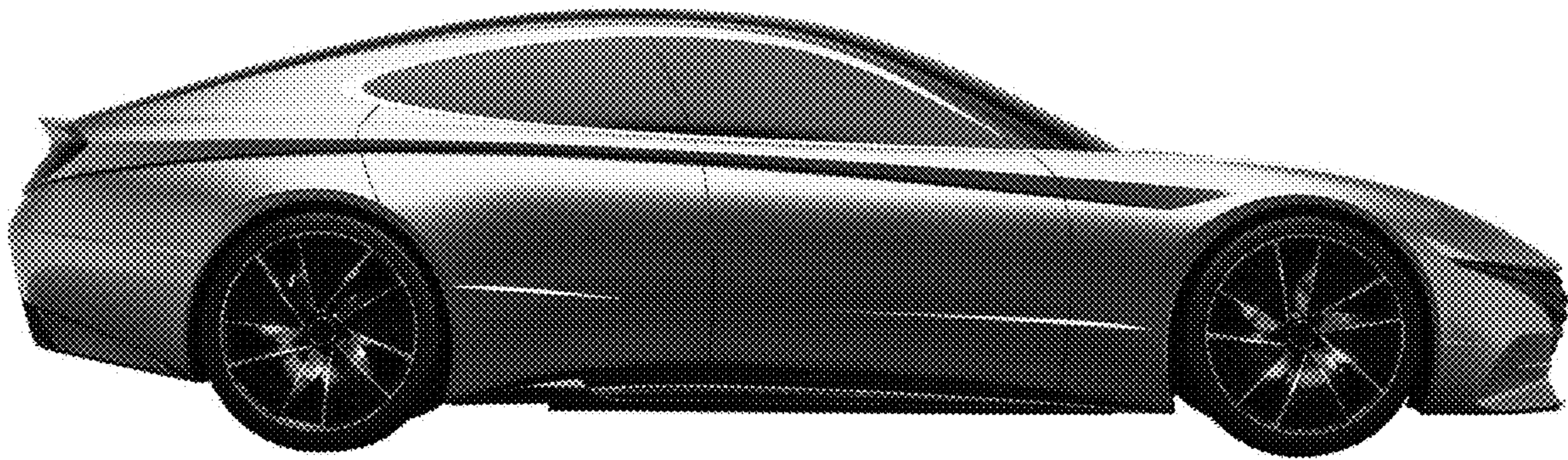
1.2



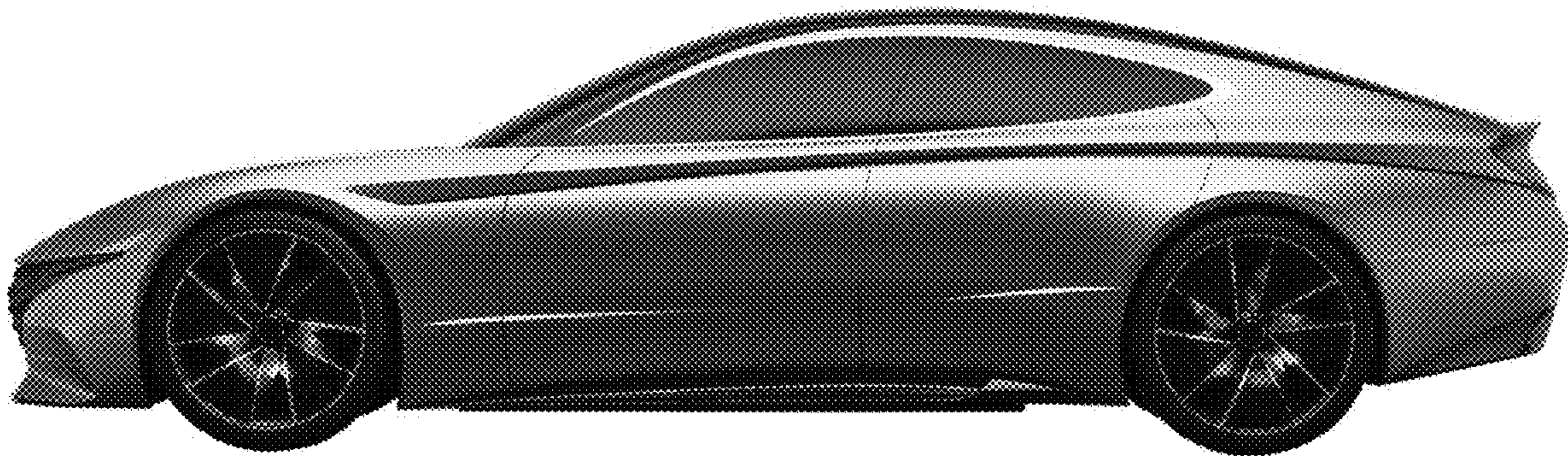
1.3



1.4



1.5



1.6

