



US00D864785S

(12) **United States Design Patent**
Wimbush, Sr.

(10) **Patent No.:** **US D864,785 S**
(45) **Date of Patent:** **** Oct. 29, 2019**

- (54) **FLOWER HOLDER**
- (71) Applicant: **Bennie Lee Wimbush, Sr.**, Ft. Lauderdale, FL (US)
- (72) Inventor: **Bennie Lee Wimbush, Sr.**, Ft. Lauderdale, FL (US)
- (**) Term: **15 Years**
- (21) Appl. No.: **29/637,617**
- (22) Filed: **Feb. 20, 2018**
- (51) **LOC (12) Cl.** **11-02**
- (52) **U.S. Cl.**
USPC **D11/143**
- (58) **Field of Classification Search**
USPC D3/304; D6/403-405, 556-558, 512, D6/672, 675, 675.1, 717; D7/640, 641; D9/500, 549, 428; D11/143-156, 164
CPC A01G 9/02; A01G 9/021; A01G 9/022; A01G 9/025; A01G 9/026; A01G 9/028; A01G 9/029; A01G 9/0291; A01G 9/0293; A01G 9/0295; A01G 9/0297; A01G 9/0299; A01G 9/04; A01G 9/045
See application file for complete search history.

3,204,779	A *	9/1965	Warner	A47F 5/13
					211/182
D234,432	S *	3/1975	Boganowski	D11/118
D257,680	S *	12/1980	Bell	D11/142
4,349,864	A	9/1982	Smith		
4,461,118	A	7/1984	Fertig		
5,244,700	A	9/1993	Banschick		
D348,415	S *	7/1994	Domurat	D11/147
D351,364	S *	10/1994	Domurat	D11/164
D380,107	S *	6/1997	Redfearn	D6/681.3
D476,262	S *	6/2003	Hensley	D11/118
6,604,320	B1 *	8/2003	Hsia	A01G 17/10
					211/119.12
D566,990	S *	4/2008	Cook	D6/681.3
D635,053	S *	3/2011	Lee	D11/157
D653,724	S *	2/2012	Li	D21/839
8,122,643	B2 *	2/2012	Harder	A01G 9/02
					47/44
8,261,487	B2 *	9/2012	Harder	A01G 9/02
					47/65.5
D668,801	S *	10/2012	Oliver	D26/13
D790,144	S *	6/2017	Kelly	D32/58
D813,454	S *	3/2018	Jenkins	D28/10
D820,621	S *	6/2018	Dennison	D6/681.3
D828,219	S *	9/2018	Damiano, Jr.	D11/118

(Continued)

Primary Examiner — Elizabeth A. Albert

(57) **CLAIM**

I claim the ornamental design for an flower holder, as shown and described.

DESCRIPTION

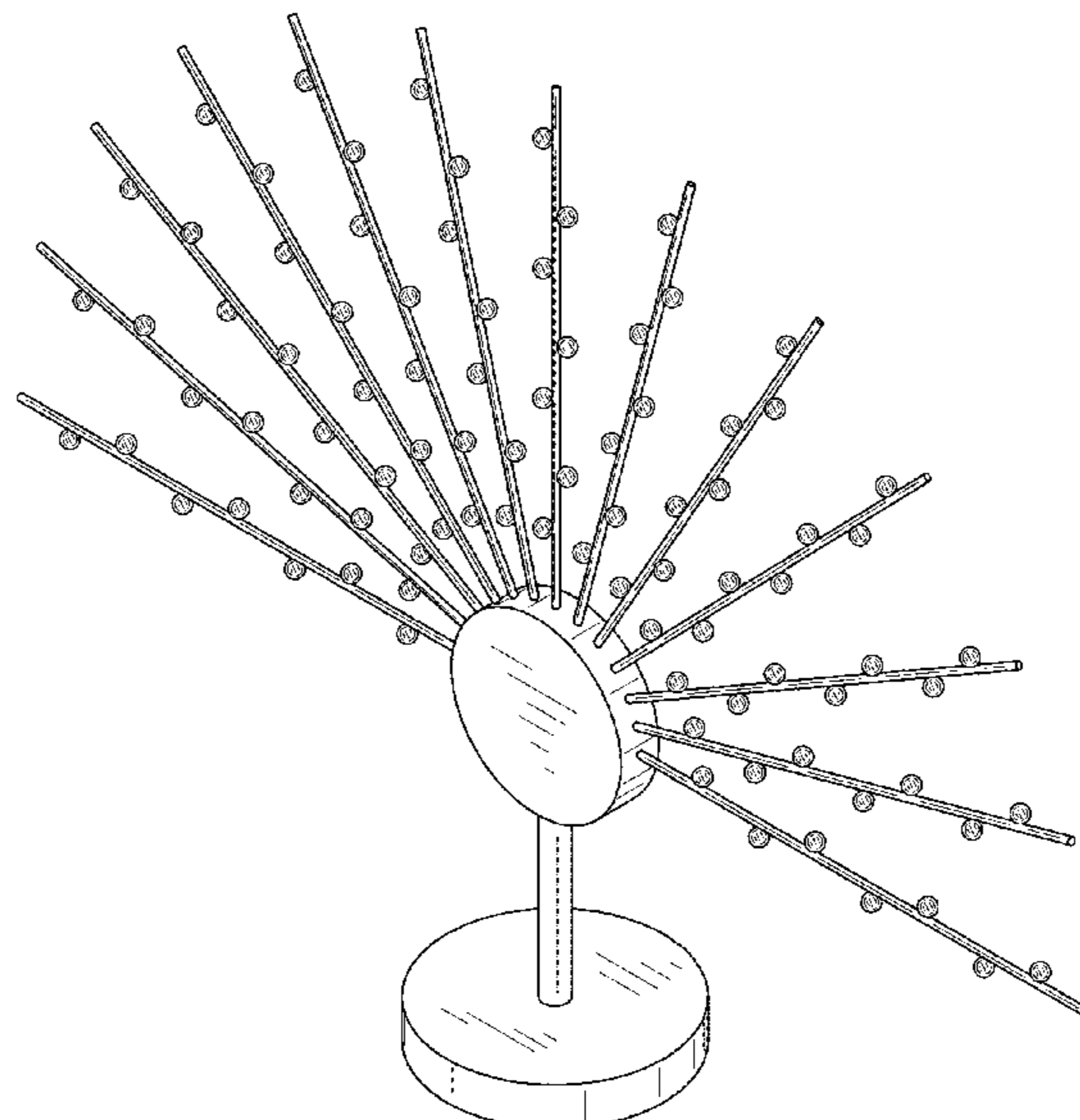
FIG. 1 is a front view of the flower holder showing my new design.
 FIG. 2 is a rear view of the claimed design.
 FIG. 3 is a left side view of the claimed design.
 FIG. 4 is a right side view of the claimed design.
 FIG. 5 is a top view of the claimed design.
 FIG. 6 is a bottom view of the claimed design; and,
 FIG. 7 is a perspective view of the claimed design.

1 Claim, 5 Drawing Sheets

(56) **References Cited**

U.S. PATENT DOCUMENTS

D65,109	S *	7/1924	Dieperink-Langereis	...	D11/118
D73,775	S *	11/1927	Brunswick	D11/144
D81,094	S	5/1930	Ham		
1,915,835	A	6/1933	Hamilton		
D142,018	S *	8/1945	Campbell	211/13.1
2,432,632	A	12/1947	Seibel		
2,709,004	A *	5/1955	Dahlstrom	A47F 7/06
					108/20
2,760,052	A	8/1956	Owen		
2,794,554	A *	6/1957	Donner	A47G 7/042
					211/163



(56)

References Cited

U.S. PATENT DOCUMENTS

D848,187 S * 5/2019 Lee D6/681.1
2009/0052168 A1 2/2009 Chen

* cited by examiner

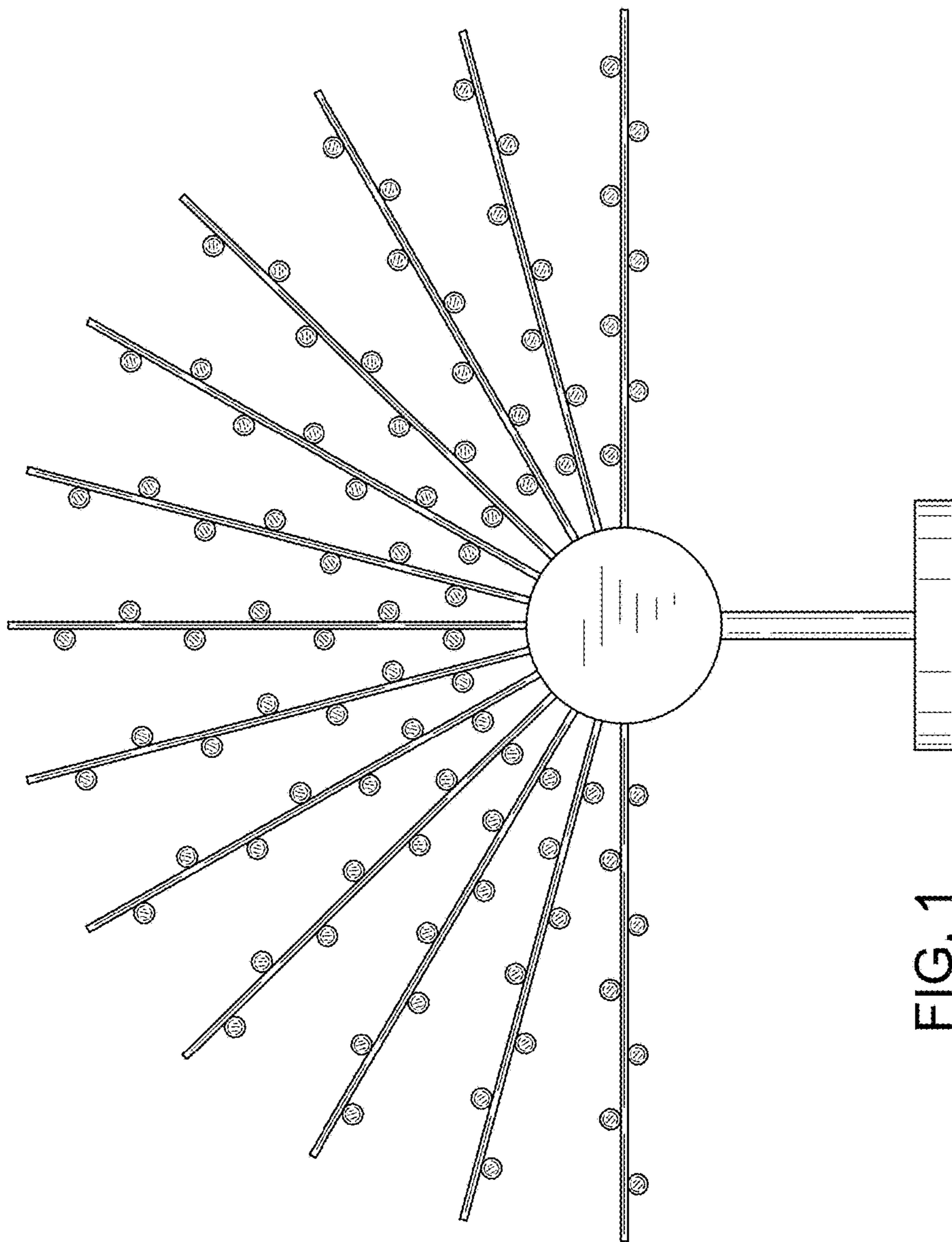


FIG. 1

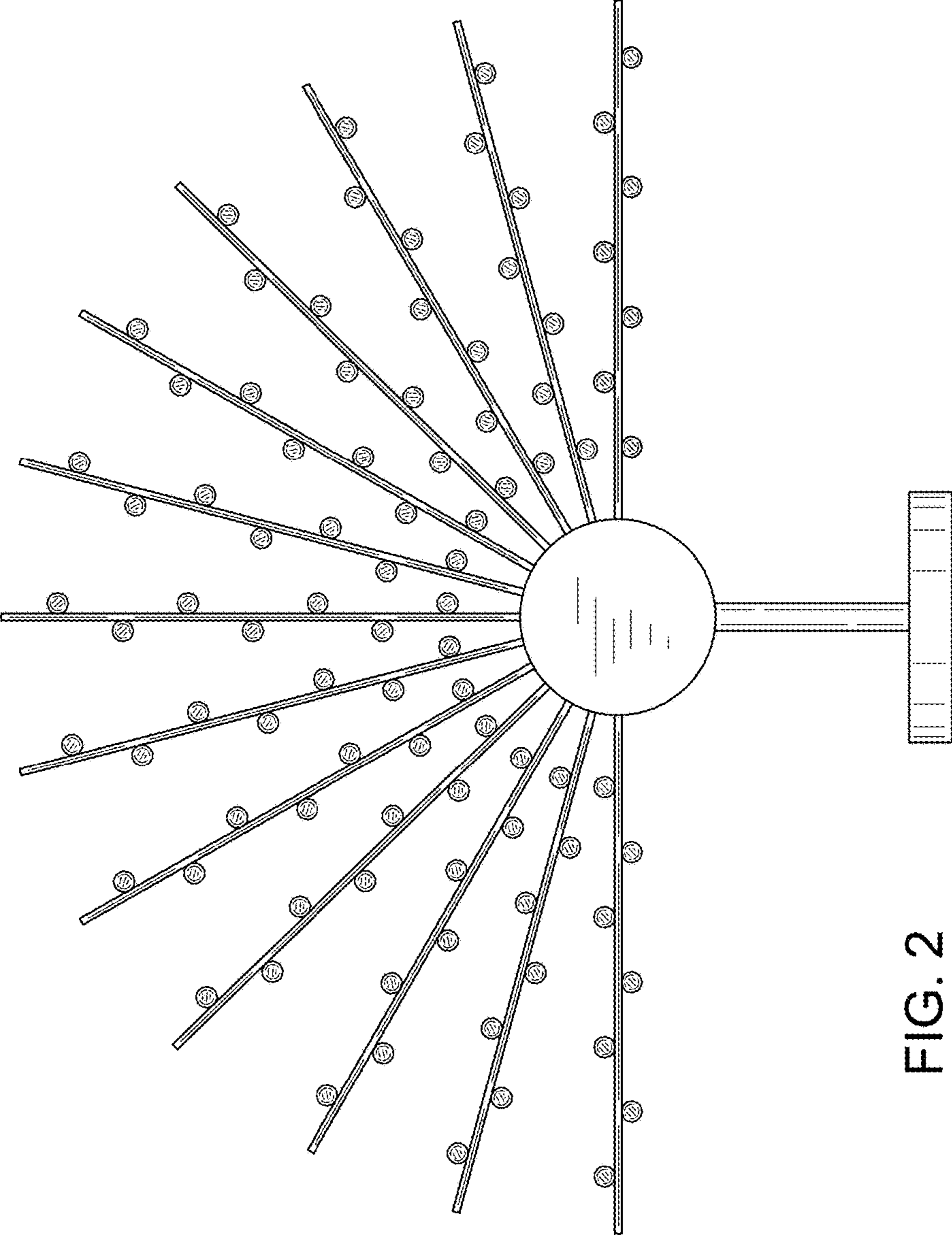


FIG. 2

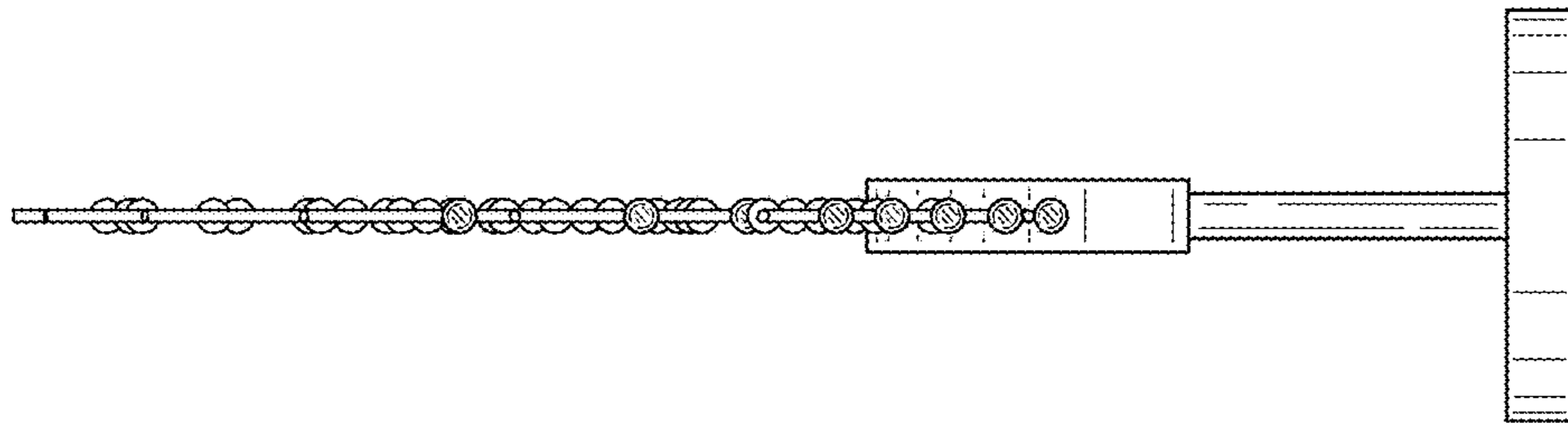


FIG. 4

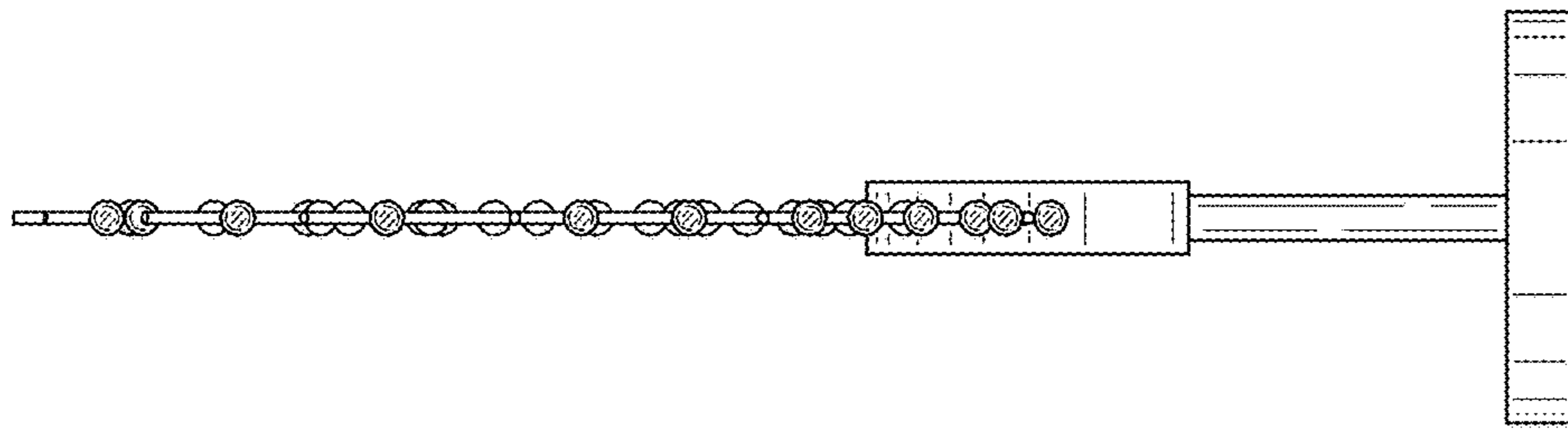


FIG. 3

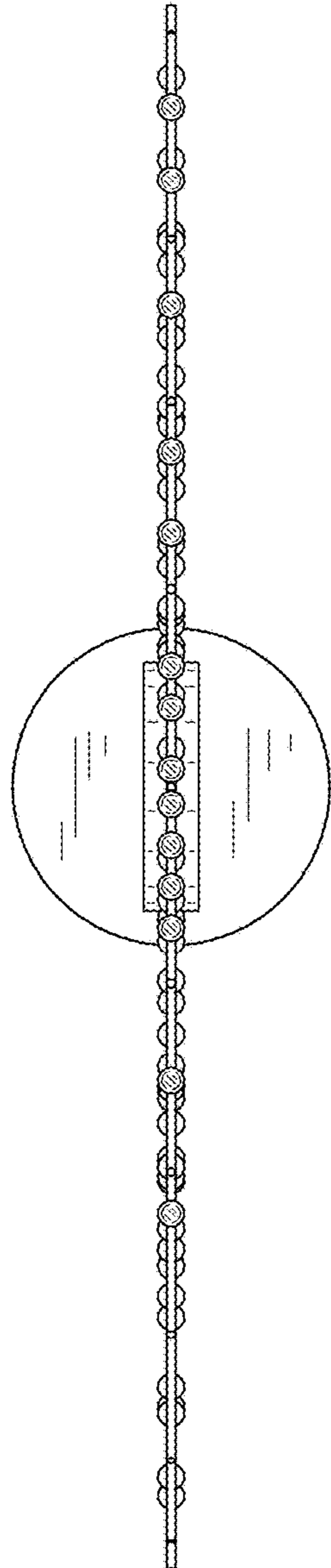


FIG. 5

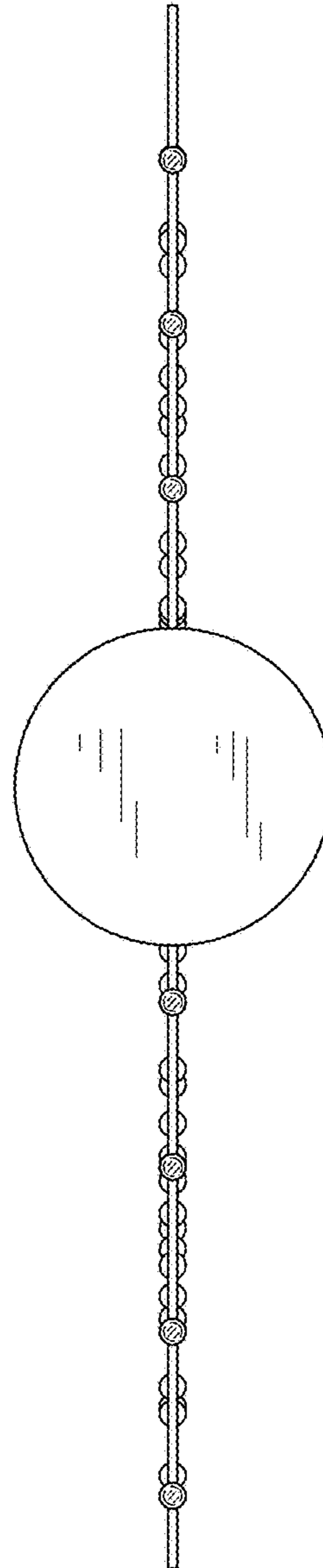


FIG. 6

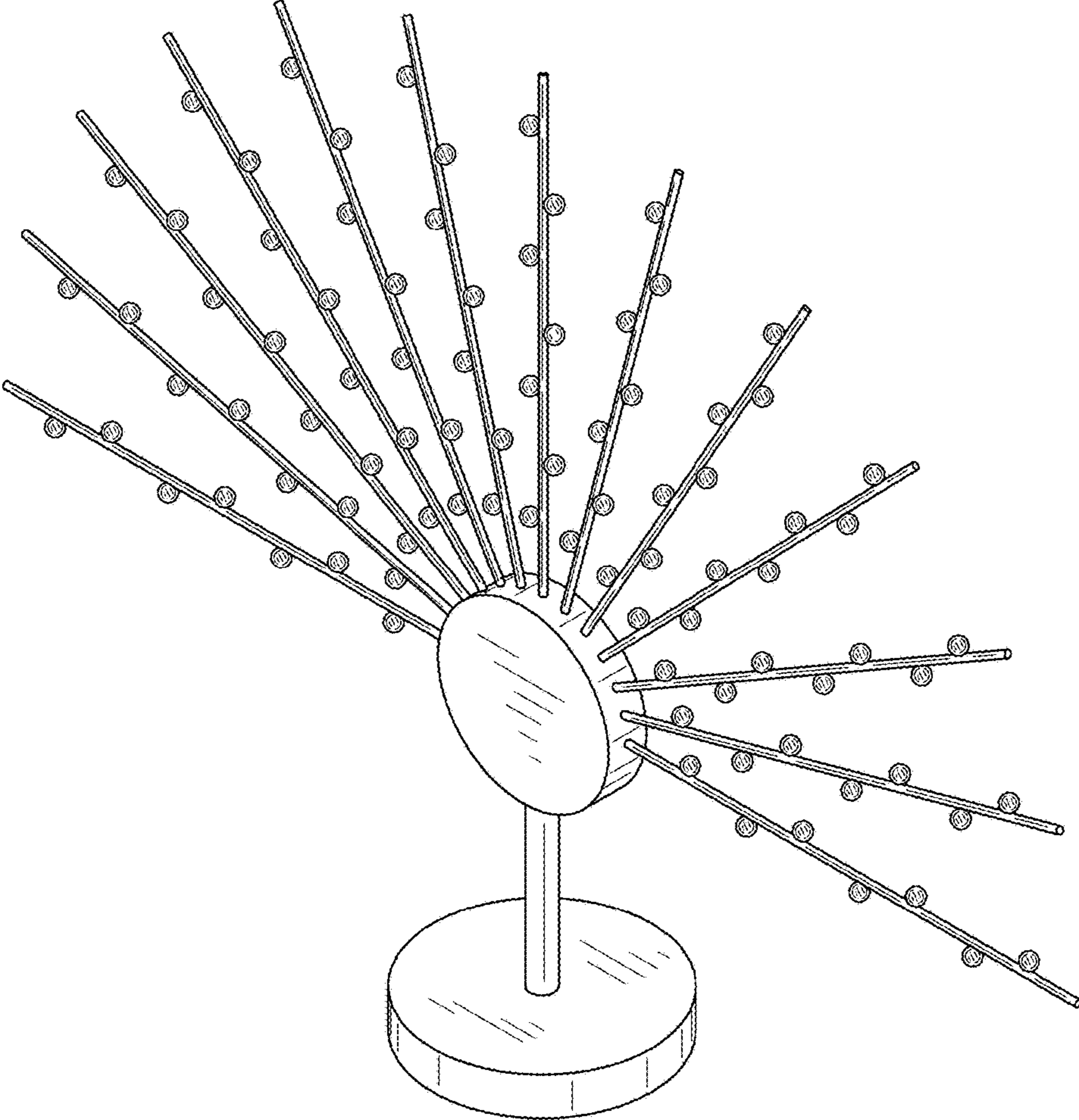


FIG. 7