



US00D864746S

(12) **United States Design Patent** (10) **Patent No.:** **US D864,746 S**  
**Franco** (45) **Date of Patent:** **\*\* Oct. 29, 2019**

(54) **BOTTLE**  
(71) Applicant: **Abraham Franco**, North Miami, FL (US)  
(72) Inventor: **Abraham Franco**, North Miami, FL (US)  
(\*\*) Term: **15 Years**  
(21) Appl. No.: **29/639,538**  
(22) Filed: **Mar. 7, 2018**  
(51) **LOC (12) Cl.** ..... **09-01**  
(52) **U.S. Cl.**  
USPC ..... **D9/673**  
(58) **Field of Classification Search**  
USPC ..... D3/202, 270, 271.1-271.4; D7/301-303, D7/509-511, 514-521, 529, 594, 599, D7/604, 613, 619.2, 623, 628; D9/600, D9/672-674, 500, 516, 572-575; 206/457, 459.5, 527; 215/381-384, 400; D21/448  
CPC ..... B65D 5/42; B65D 5/4258; B65D 81/60; B65D 81/365; B65D 81/366; B65D 81/368; B65D 2203/00; B65D 2203/02; B65D 5/4208; B65D 77/00; B65D 67/00; A63H 33/16  
See application file for complete search history.

D129,167 S \* 8/1941 Grunberg ..... D9/673  
D138,778 S \* 9/1944 Millstein ..... D9/673  
D160,533 S \* 10/1950 Pinkos ..... D7/594  
D231,478 S \* 4/1974 Lee ..... D21/448  
D305,592 S \* 1/1990 Harris ..... D9/673  
D308,281 S \* 6/1990 Bergman ..... D21/448  
D312,667 S \* 12/1990 Visco ..... D21/448  
D419,278 S \* 1/2000 Knutson ..... D21/448  
D426,769 S \* 6/2000 Chan ..... D9/673  
D431,773 S \* 10/2000 Davis ..... D9/673  
7,654,441 B2 \* 2/2010 Billen ..... B65D 81/368  
229/116.4

\* cited by examiner

*Primary Examiner* — Sandra L Morris  
(74) *Attorney, Agent, or Firm* — Malloy & Malloy, P.L.

(56) **References Cited**  
U.S. PATENT DOCUMENTS  
D85,826 S \* 12/1931 Hoffman ..... B65D 81/368  
D9/673  
D101,584 S \* 10/1936 Hoffman ..... D7/675


(57) **CLAIM**

The ornamental design for a bottle, as shown and described.


**DESCRIPTION**

FIG. 1 is a front perspective view illustrating my design for a bottle;  
FIG. 2 is a right side perspective view thereof;  
FIG. 3 is a rear perspective view thereof;  
FIG. 4 is a left side perspective view thereof;  
FIG. 5 is a top view thereof;  
FIG. 6 is a bottom view thereof;  
FIG. 7 is a left side view thereof; and,  
FIG. 8 is a right side view thereof.


**1 Claim, 8 Drawing Sheets**




**Fig. 1**



**Fig. 2**




**Fig. 3**

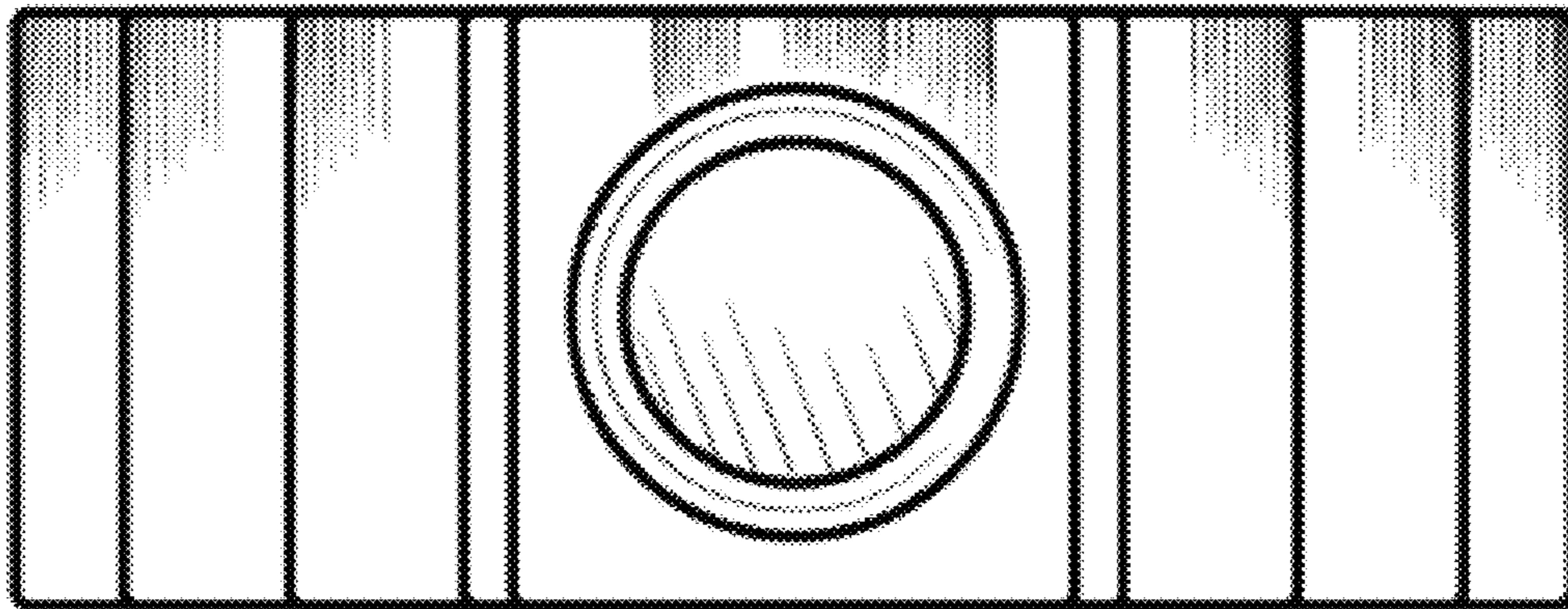




**Fig. 4**




**Fig. 5**



**Fig. 6**



**Fig. 7**





**Fig. 8**

