



US00D864737S

(12) **United States Design Patent** (10) **Patent No.:** **US D864,737 S**  
**Franco** (45) **Date of Patent:** **\*\* Oct. 29, 2019**

(54) **BOTTLE**  
(71) Applicant: **Abraham Franco**, North Miami, FL  
(US)  
(72) Inventor: **Abraham Franco**, North Miami, FL  
(US)  
(\*\*) Term: **15 Years**  
(21) Appl. No.: **29/636,938**  
(22) Filed: **Feb. 13, 2018**  
(51) **LOC (12) Cl.** ..... **09-01**  
(52) **U.S. Cl.**  
USPC ..... **D9/649; D9/544; D9/575**  
(58) **Field of Classification Search**  
USPC ..... D3/202, 270, 271.1–271.4; D7/301–303,  
D7/509–511, 514–521, 529, 594, 599,  
D7/604, 613, 619.2, 623, 628; D9/600,  
D9/649, 667, 500–516, 523, 544–546,  
D9/562, 572–575; 206/457, 459.5, 527;  
215/381–384, 400; D11/62  
CPC ..... B65D 5/42; B65D 5/4258; B65D 81/60;  
B65D 81/365; B65D 81/366; B65D  
81/368; B65D 2203/00; B65D 2203/02;  
B65D 5/4208; B65D 77/00; B65D 67/00;  
A63H 33/16  
See application file for complete search history.

D172,316 S \* 5/1954 Sanford ..... D9/649  
D188,629 S \* 8/1960 Hawkins ..... D9/649  
D316,960 S \* 5/1991 Wilkerson ..... D9/649  
D334,138 S \* 3/1993 Larsen ..... D9/649  
D462,261 S \* 9/2002 Davis ..... D9/649  
D479,124 S \* 9/2003 Pope ..... D9/649  
D641,249 S \* 7/2011 Staller ..... D9/414  
D709,378 S \* 7/2014 Perez-Cabrera ..... D9/523  
D713,733 S \* 9/2014 Ford ..... D9/649  
D730,672 S \* 6/2015 Darling ..... D7/302

\* cited by examiner

*Primary Examiner* — Sandra L Morris  
(74) *Attorney, Agent, or Firm* — Malloy & Malloy, P.L.

(56) **References Cited**  
U.S. PATENT DOCUMENTS  
D39,010 S \* 1/1908 Jacobs ..... D11/62  
D172,104 S \* 5/1954 Moyer ..... D9/562

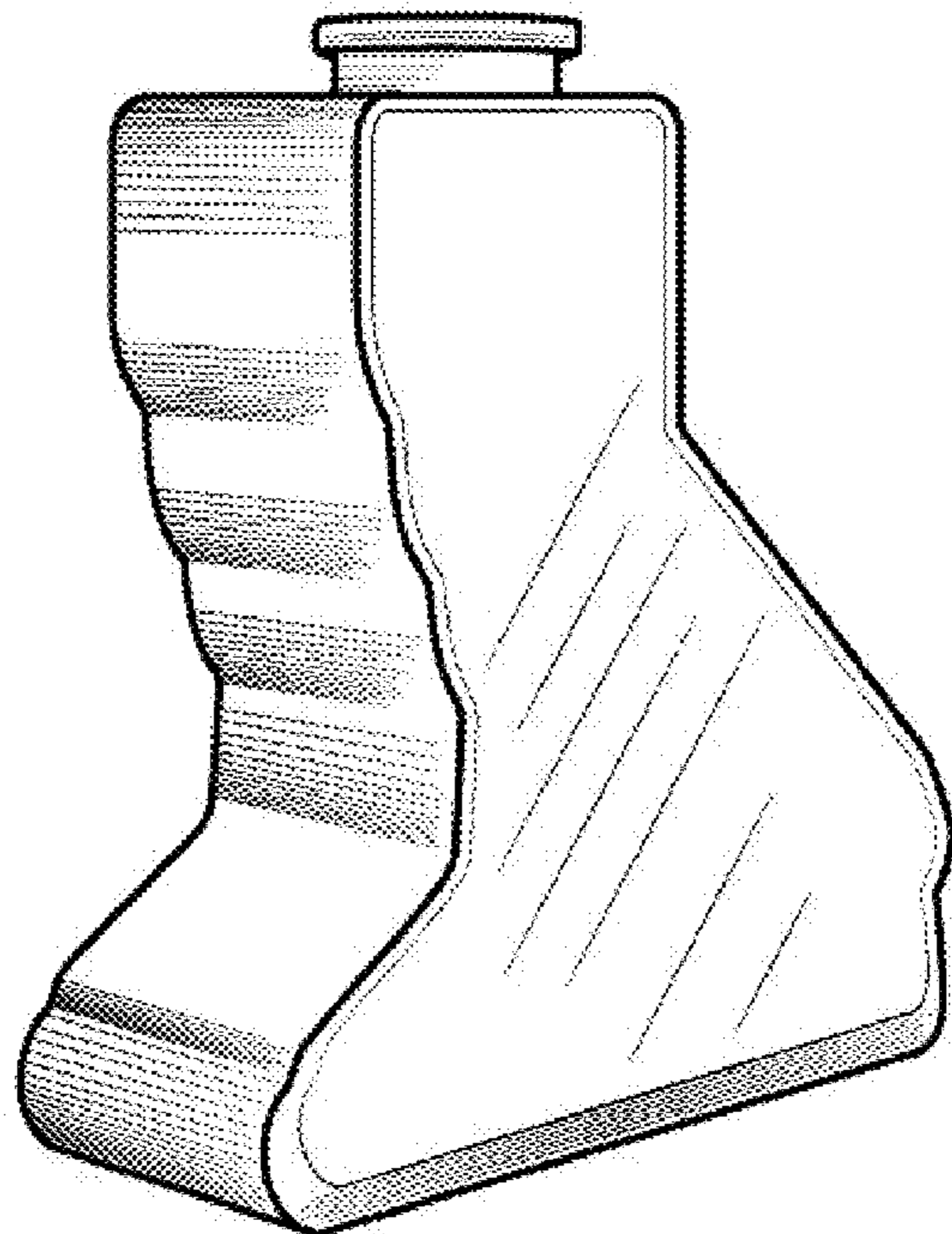
(57) **CLAIM**

The ornamental design for a bottle, as shown and described.

**DESCRIPTION**

FIG. 1 is a front perspective view illustrating my design for a bottle;  
FIG. 2 is a left side perspective view thereof;  
FIG. 3 is a rear perspective view thereof;  
FIG. 4 is a right side perspective view thereof;  
FIG. 5 is a top view thereof;  
FIG. 6 is a bottom view thereof;  
FIG. 7 is a right side view thereof; and,  
FIG. 8 is a left side view thereof.

**1 Claim, 8 Drawing Sheets**



**Fig. 1**

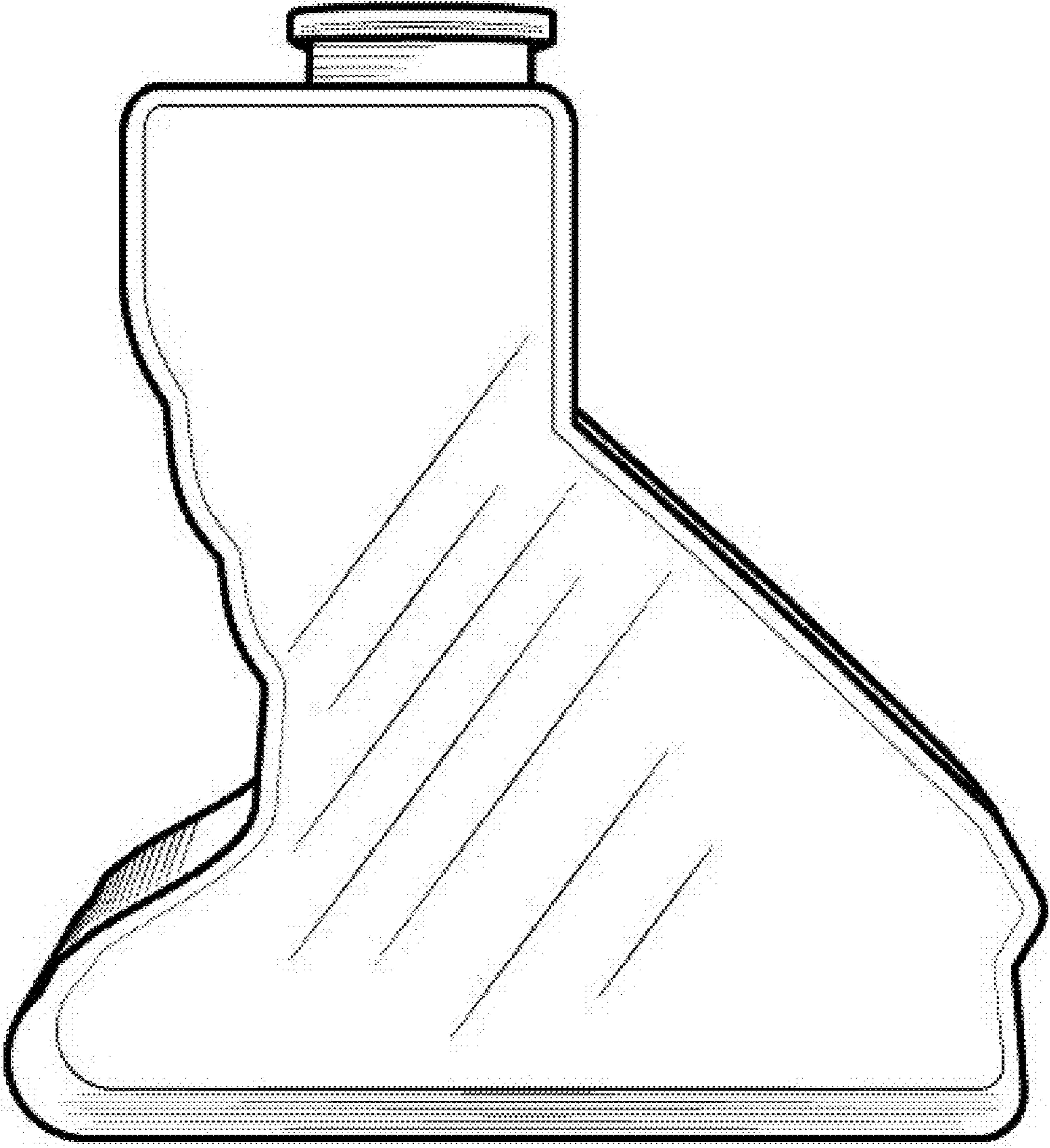
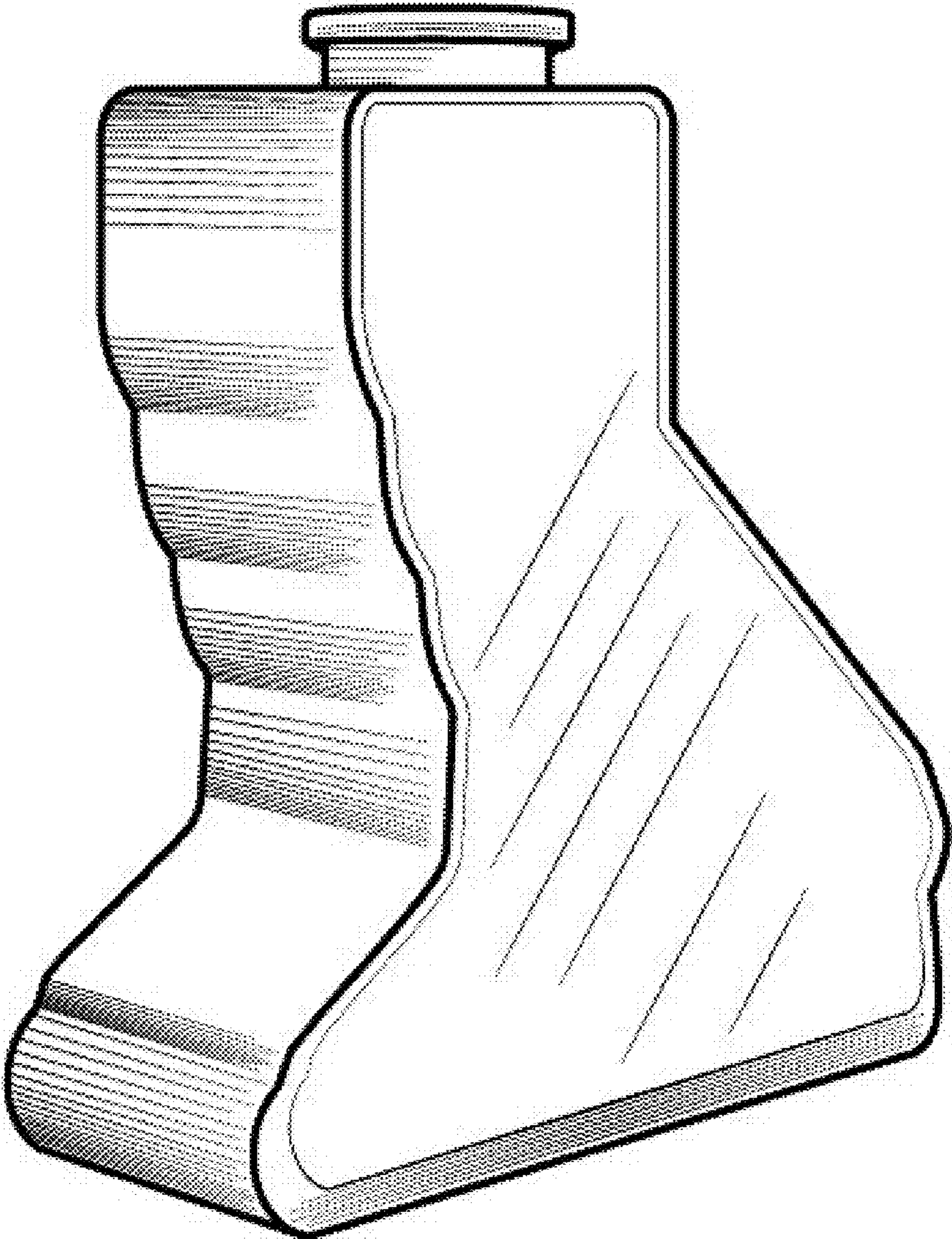


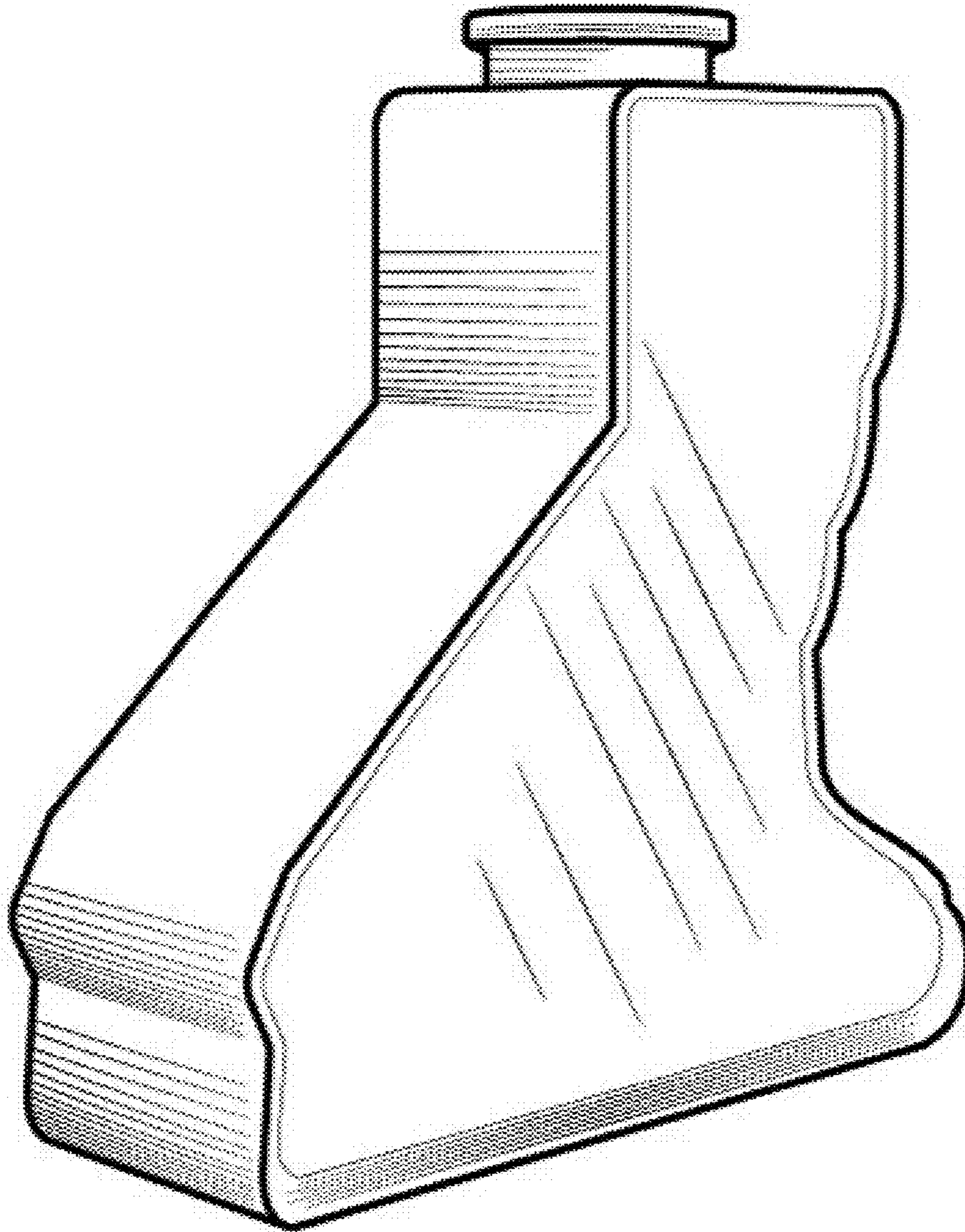
Fig. 2



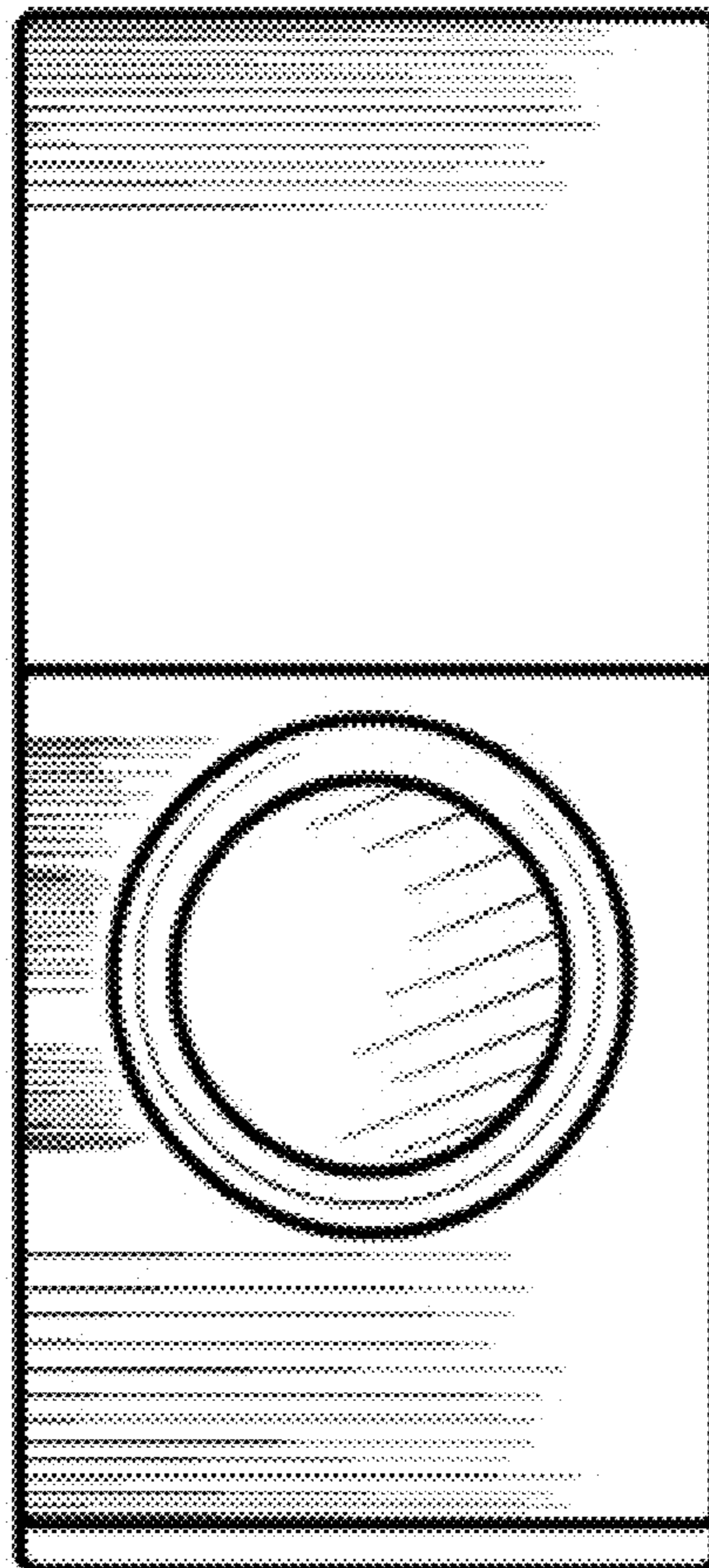
**Fig. 3**




**Fig. 4**




**Fig. 5**



**Fig. 6**



**Fig. 7**





**Fig. 8**

