



US00D864708S

(12) **United States Design Patent** (10) **Patent No.:** **US D864,708 S**
Li (45) **Date of Patent:** **** Oct. 29, 2019**

(54) **STORAGE CASE**
(71) Applicant: **IMMANUEL INDUSTRIAL CO., LTD.**, Tainan (TW)
(72) Inventor: **Kun-Yi Li**, Tainan (TW)
(73) Assignee: **Immanuel Industrial Co., Ltd.**, Tainan (TW)
(**) Term: **15 Years**
(21) Appl. No.: **29/655,575**
(22) Filed: **Jul. 5, 2018**
(51) **LOC (12) Cl.** **09-03**
(52) **U.S. Cl.**
USPC **D9/418**
(58) **Field of Classification Search**
USPC D9/414, 418, 424, 426, 431, 432, 721, D9/739, 740, 744, 749, 756; D30/101, D30/104, 108; D6/329, 661, 672, 673, D6/675; D7/541, 601, 602, 603; D3/18, D3/20, 201, 295, 304, 319, 901
CPC ... B65D 1/00; B65D 1/22; B65D 1/24; B65D 1/34; B65D 1/36; B65D 1/42; B65D 1/44; B65D 1/243; B65D 1/246; B65D 5/00; B65D 5/48; B65D 5/48002; B65D 5/48026; B65D 85/00; B65D 85/18; B44D 3/125
See application file for complete search history.

(56) **References Cited**
U.S. PATENT DOCUMENTS
D244,621 S * 6/1977 Braid D30/101
D244,622 S * 6/1977 Braid D30/101
D244,623 S * 6/1977 Braid D30/101
D244,624 S * 6/1977 Braid D30/101
4,095,386 A * 6/1978 Johnson A63H 33/04
229/110
D255,065 S * 5/1980 Salacuse D28/73

D326,341 S * 5/1992 Frauhiger D3/313
D332,184 S * 1/1993 Becker D6/673
D411,448 S * 6/1999 Baker D9/415
D448,154 S * 9/2001 Mann D3/203.1
D473,347 S * 4/2003 Vines D30/104
D480,302 S * 10/2003 McLeish D9/418
D508,399 S * 8/2005 Nanda D9/418
D535,102 S * 1/2007 Matsuda D3/302
D554,904 S * 11/2007 McCabe D6/661
D591,510 S * 5/2009 Auer D3/304
D741,628 S * 10/2015 Held D6/675
D798,595 S * 10/2017 Etchevers D3/273
D798,598 S * 10/2017 Foley D3/295
D806,391 S * 1/2018 Ghiorghie D3/304
D818,713 S * 5/2018 Fleming D3/295
D832,698 S * 11/2018 Uglialoro D9/432
D847,374 S * 4/2019 Trudell D25/14
D851,402 S * 6/2019 Best D3/304
2004/0253402 A1 * 12/2004 Der Wal B65D 1/243
428/35.7

(Continued)

Primary Examiner — Wan Laymon
Assistant Examiner — Clint A Samuel
(74) *Attorney, Agent, or Firm* — Rosenberg, Klein & Lee

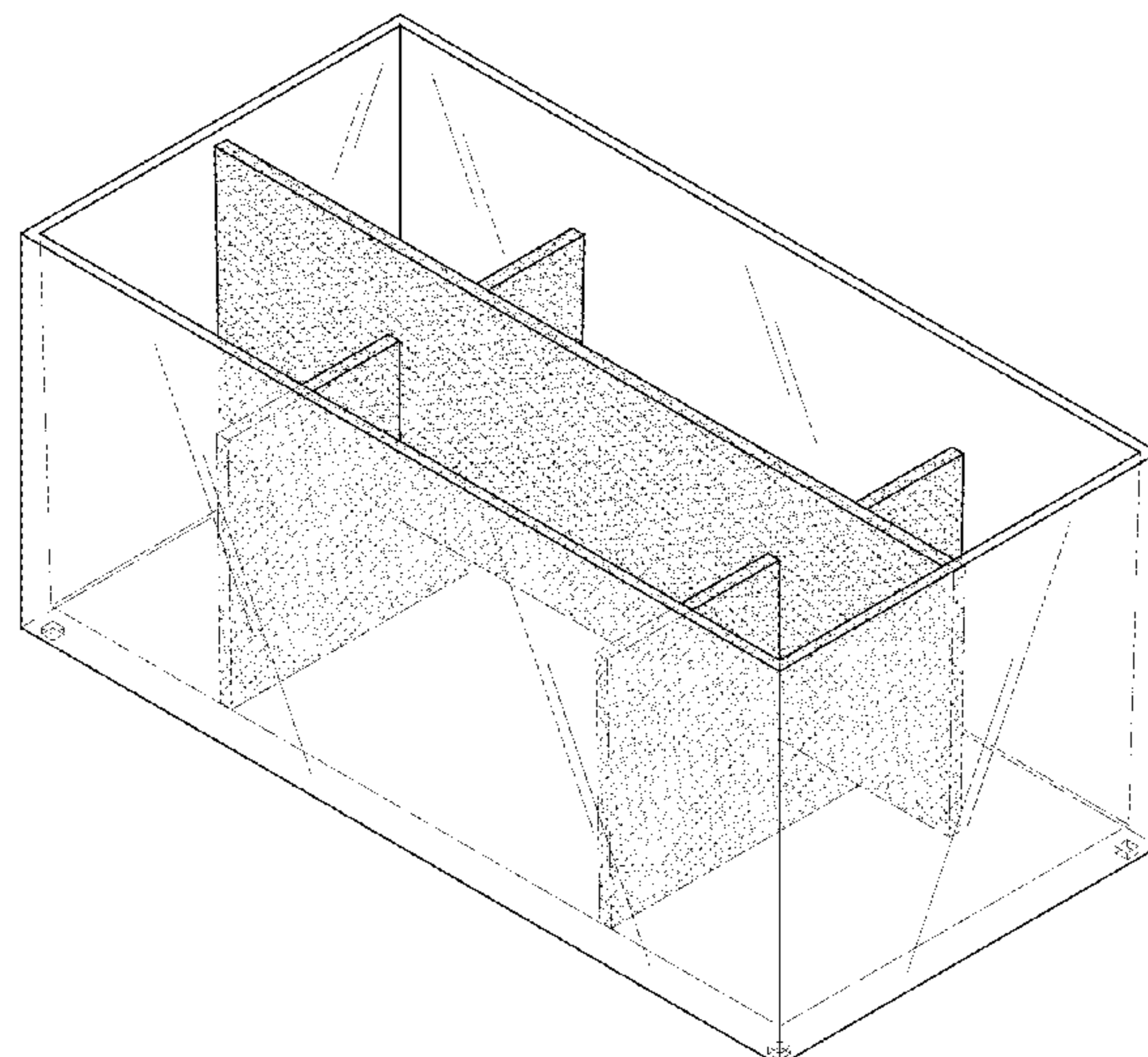
(57) **CLAIM**

The ornamental design for a storage case, as shown and described.

DESCRIPTION

FIG. 1 is a perspective view of my new design for a storage case;
FIG. 2 is a front view thereof;
FIG. 3 is a rear view thereof;
FIG. 4 is a left view thereof;
FIG. 5 is a right view thereof;
FIG. 6 is a top plan view thereof; and,
FIG. 7 is a bottom plan view thereof.
The line shading being indicative of a transparent or translucent surface and the stippling being indicative of a white or colored surface.

1 Claim, 7 Drawing Sheets



(56)

References Cited

U.S. PATENT DOCUMENTS

2019/0185198 A1* 6/2019 Herrera Munoz B65D 5/48

* cited by examiner

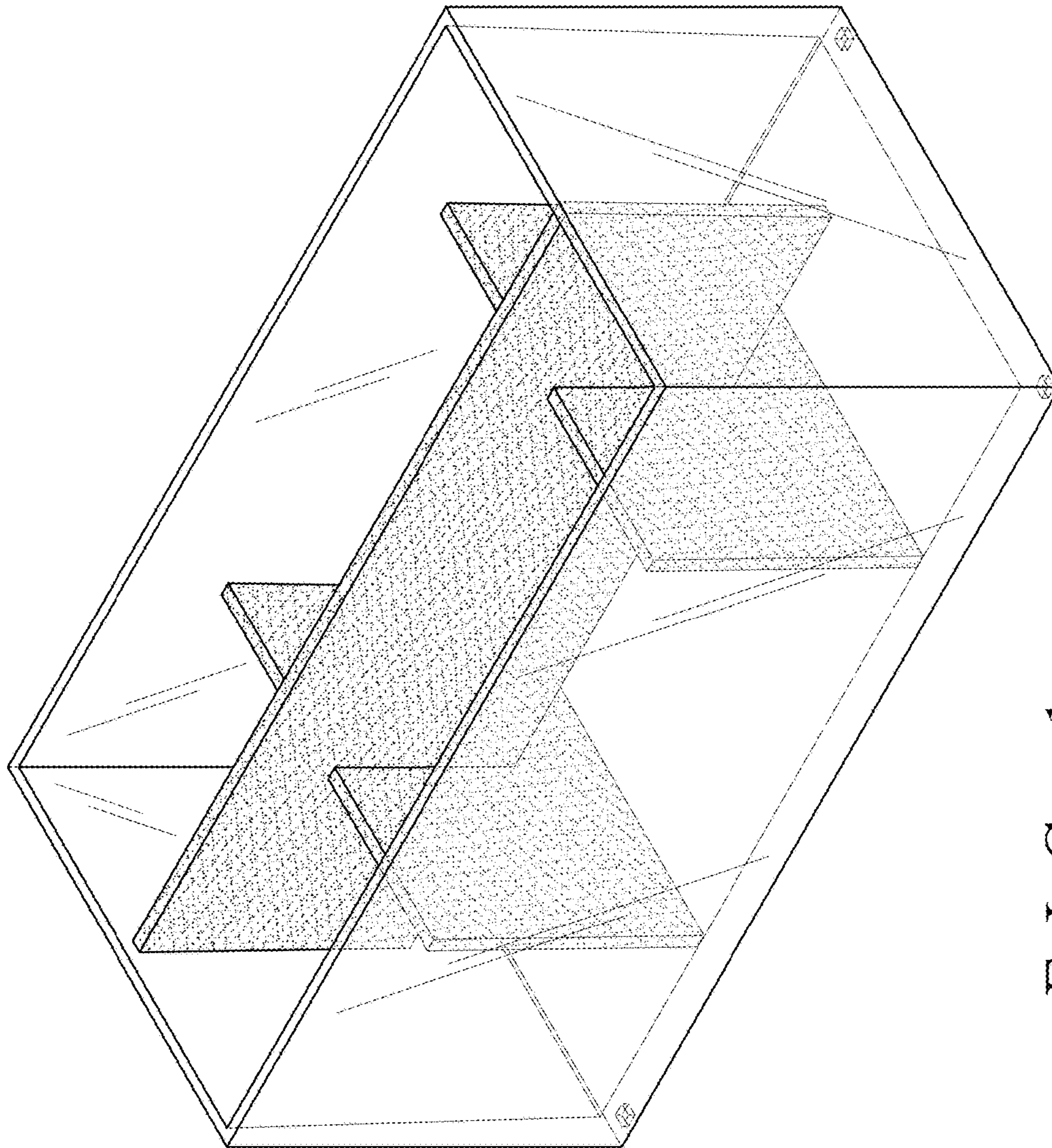


FIG. 1




FIG. 2




FIG. 3

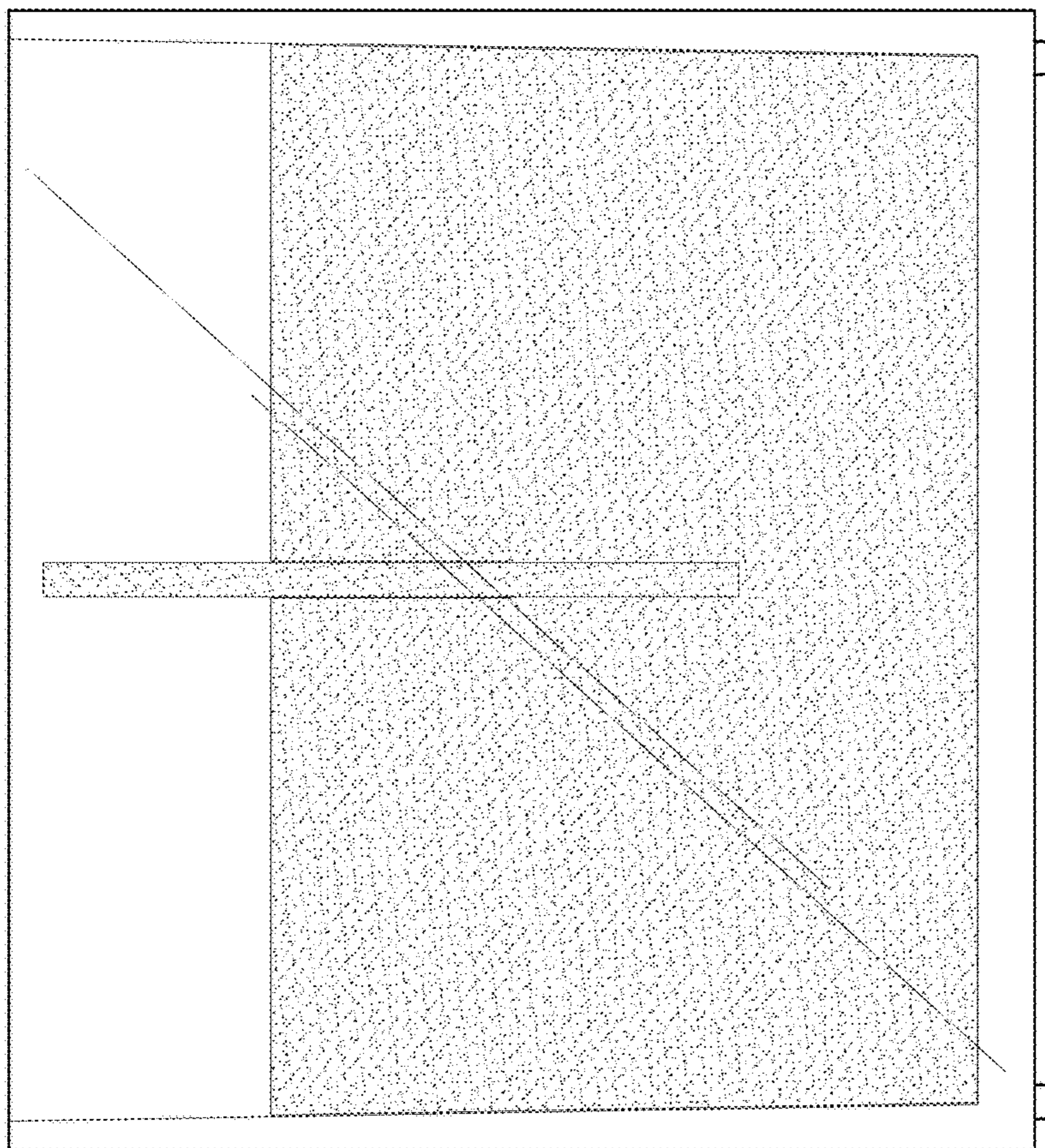


FIG. 4




FIG. 5




FIG. 6

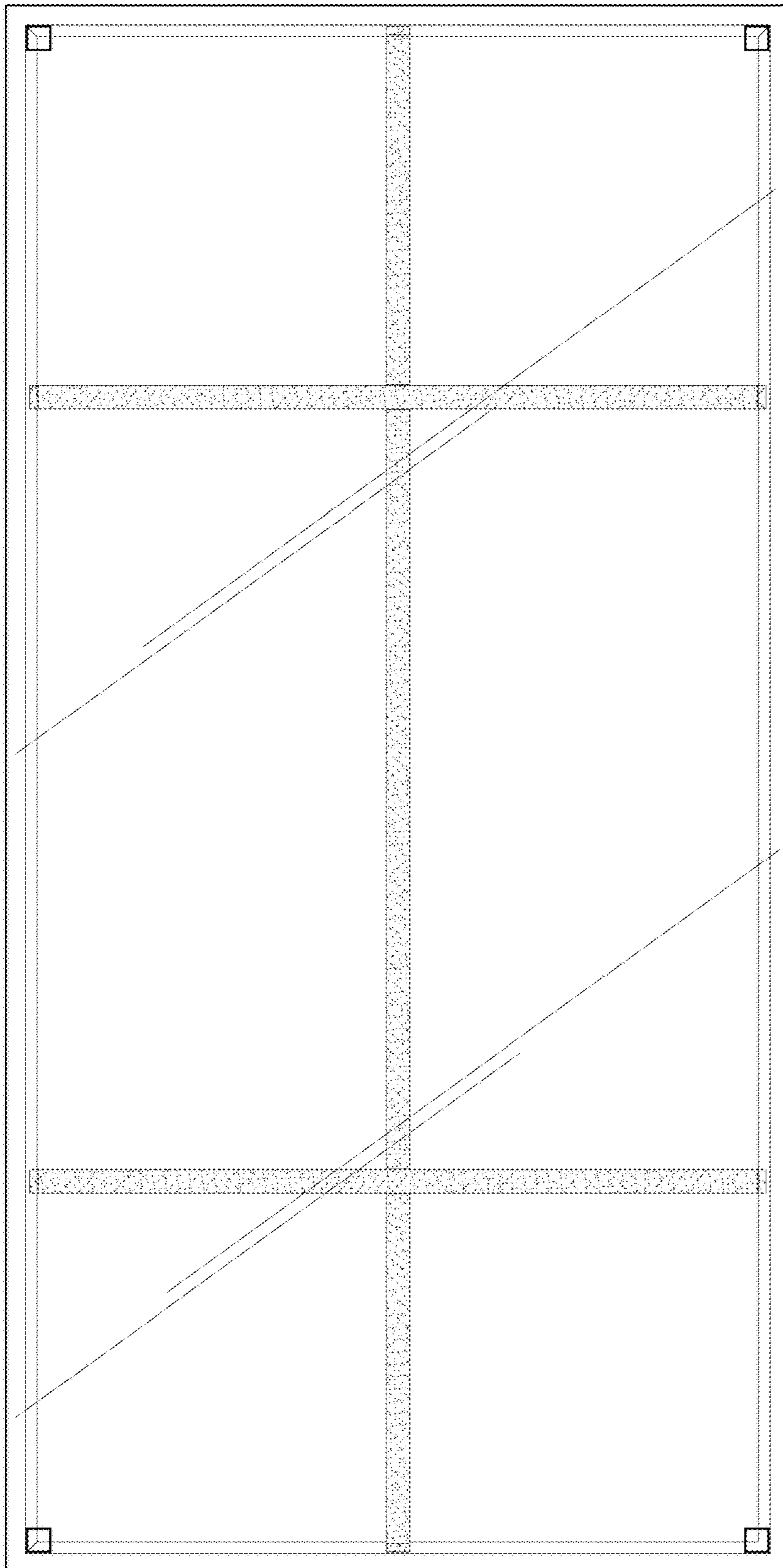


FIG. 7