

US00D864687S

(12) **United States Design Patent**  
**White et al.**

(10) **Patent No.:** **US D864,687 S**  
(45) **Date of Patent:** **\*\* \*Oct. 29, 2019**

- (54) **TUBE CUTTER**
- (71) Applicant: **Worthington Cylinders Wisconsin, LLC**, Worthington, OH (US)
- (72) Inventors: **Jeffrey A. White**, Avon Lake, OH (US); **Theodore Bradley**, North Ridgeville, OH (US); **Gregg VanSuch**, Stow, OH (US)
- (73) Assignee: **Worthington Cylinders Wisconsin, LLC**, Worthington, OH (US)
- (\*) Notice: This patent is subject to a terminal disclaimer.
- (\*\*) Term: **14 Years**

4,224,737	A	9/1980	Hart	
4,368,577	A	1/1983	Babb	
4,438,562	A	3/1984	Courty	
5,206,996	A	5/1993	McDaniel	
D378,340	S *	3/1997	Harter	D8/60
D612,698	S	3/2010	Huang	
D612,699	S	3/2010	Groten et al.	
7,716,840	B2	5/2010	Nandkumar et al.	
7,743,509	B2	6/2010	Macsay et al.	
D626,812	S	11/2010	Macsay et al.	
D660,116	S	5/2012	Owen et al.	
8,281,492	B1	10/2012	Toth	
D721,564	S *	1/2015	Purnomohadi	D8/98
D750,947	S *	3/2016	Steiner	D8/51
2008/0060203	A1	3/2008	Metcalf	
2008/0256809	A1	10/2008	Macsay et al.	
2010/0199499	A1	8/2010	Dibble	
2011/0078905	A1	4/2011	Macsay et al.	

(Continued)

- (21) Appl. No.: **29/508,982**
- (22) Filed: **Nov. 12, 2014**
- (51) **LOC (12) Cl.** ..... **08-03**
- (52) **U.S. Cl.**  
USPC ..... **D8/60**; D8/98
- (58) **Field of Classification Search**  
USPC ..... D8/14, 51-60, 98  
CPC ..... B23D 21/04; B23D 21/08; B23D 21/10;  
B23D 29/023; B26D 3/169  
See application file for complete search history.

- (56) **References Cited**  
U.S. PATENT DOCUMENTS
- |           |     |        |                 |             |
|-----------|-----|--------|-----------------|-------------|
| 2,254,199 | A * | 9/1941 | Baltuch         | B26B 5/006  |
|           |     |        |                 | 30/289      |
| 2,835,031 | A * | 5/1958 | Cook, Jr.       | H02G 1/1229 |
|           |     |        |                 | 30/90.6     |
| 3,636,629 | A * | 1/1972 | Baun            | B23D 21/10  |
|           |     |        |                 | 30/94       |
| 4,103,419 | A   | 8/1978 | Matthews et al. |             |
| 4,157,615 | A   | 6/1979 | Courty          |             |
| D256,217  | S * | 8/1980 | Korn            | D8/98       |

**OTHER PUBLICATIONS**

Rigid, Inc., Catalog Sheet No. R-12-C, FC-Cutter, Feb. 1, 2012.  
J-Line Co., J-Line Cutter, early 1990's.

*Primary Examiner* — Deanna L Pratt  
(74) *Attorney, Agent, or Firm* — Tucker Ellis, LLP;  
Carlos Garritano; Patrick Clunk


(57) **CLAIM**

The ornamental design for a tube cutter, as shown and described.

**DESCRIPTION**

FIG. 1 is a right side view of the tube cutter design shown having blade covers positioned covering cutter blades; FIG. 2 is a front view of the tube cutter design of FIG. 1; FIG. 3 is a left side view of the tube cutter design of FIG. 1; FIG. 4 is a back view of the design of FIG. 1; FIG. 5 is a top end view of the design of FIG. 1; and, FIG. 6 is a bottom end view of the design of FIG. 1.

**1 Claim, 3 Drawing Sheets**



(56)

**References Cited**

U.S. PATENT DOCUMENTS

2013/0125610 A1 5/2013 Bowles et al.  
2017/0136645 A1\* 5/2017 White ..... B26D 3/169

\* cited by examiner

FIGURE 1

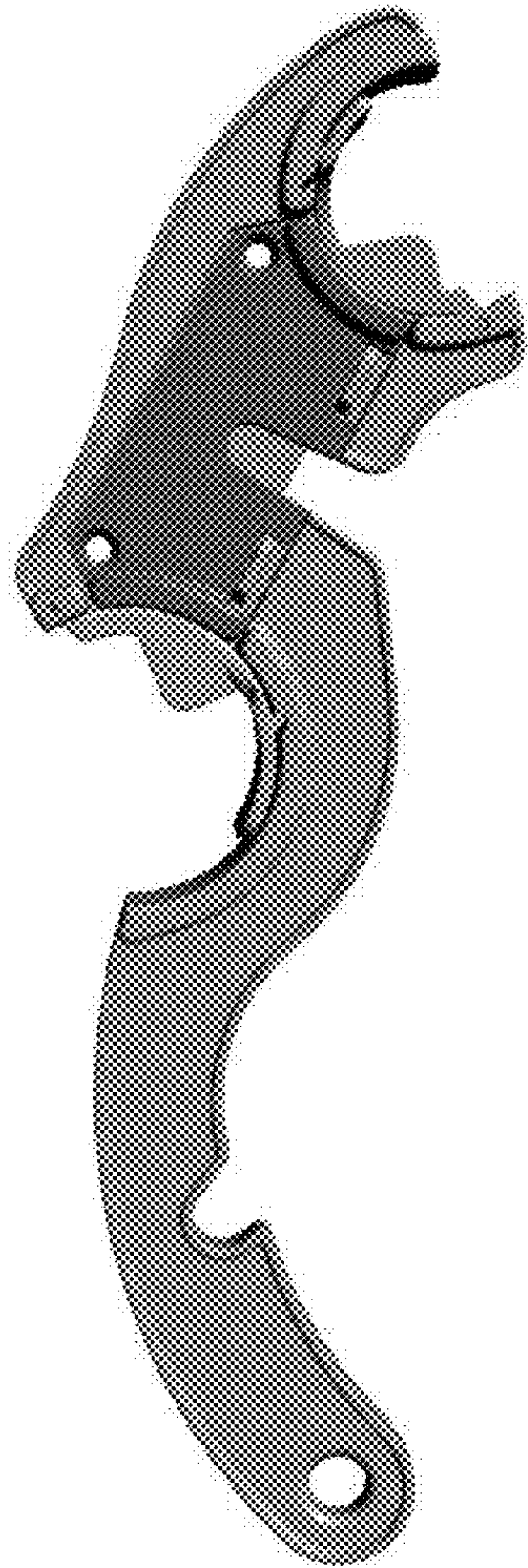


FIGURE 2






FIGURE 3




FIGURE 4




FIGURE 5




FIGURE 6

