



US00D864685S

(12) **United States Design Patent**
Stephenson

(10) **Patent No.:** **US D864,685 S**

(45) **Date of Patent:** **** Oct. 29, 2019**

- (54) **CAULKING FINGER**
- (71) Applicant: **FWMM Products, LLC**, Roswell, GA (US)
- (72) Inventor: **Daniel Todd Stephenson**, Monticello, GA (US)
- (73) Assignee: **FWMM Products, LLC**, Roswell, GA (US)
- (**) Term: **15 Years**
- (21) Appl. No.: **29/639,929**
- (22) Filed: **Mar. 9, 2018**
- (51) **LOC (12) Cl.** **08-05**
- (52) **U.S. Cl.**
USPC **D8/45; D8/14**
- (58) **Field of Classification Search**
USPC D8/14, 45, 107, 90; D32/46
CPC . E04F 21/165; E04F 21/1652; E04F 21/1655;
B05C 17/10
See application file for complete search history.

- 6,219,878 B1 * 4/2001 Dewberry E04F 21/165
15/235.7
- D441,627 S * 5/2001 Hebert D8/45
- D459,478 S * 6/2002 Perricone D24/200
- D468,980 S * 1/2003 Woods D8/14
- 7,644,467 B2 * 1/2010 Kleinhammer E04F 21/165
15/104.001
- D634,600 S * 3/2011 Gringer D8/14
- 7,950,099 B1 * 5/2011 Hanson E04F 21/165
15/105
- 8,011,918 B2 * 9/2011 Erickson E04F 21/165
425/458
- D653,813 S * 2/2012 Rogers D29/114
- D695,004 S * 12/2013 Lee D3/29
- D696,006 S * 12/2013 Lee D3/29
- D773,912 S * 12/2016 Gringer D8/45
- 2010/0162509 A1 * 7/2010 Liao E04F 21/165
15/235.7

(Continued)

Primary Examiner — Philip S Hyder
(74) *Attorney, Agent, or Firm* — Brient IP Law, LLC

(57) **CLAIM**

The ornamental design of a caulking finger, substantially as shown and described.

(56) **References Cited**

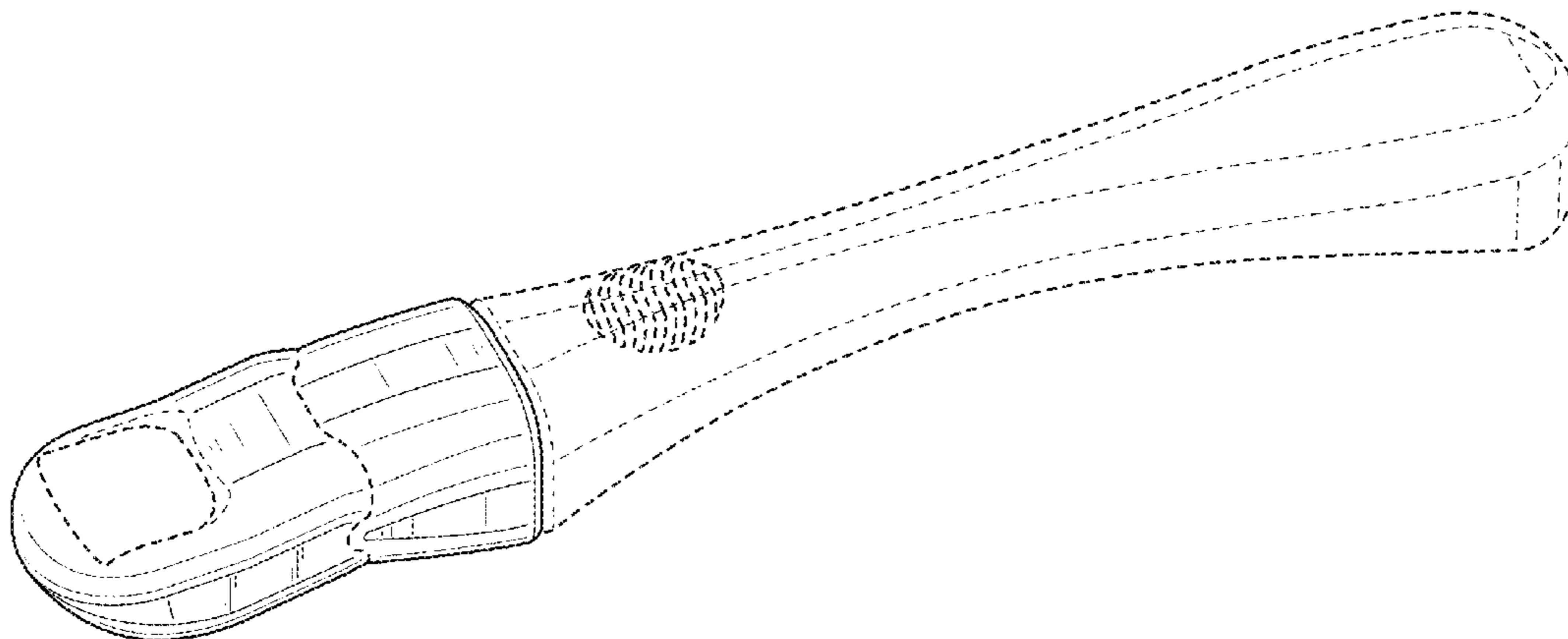
U.S. PATENT DOCUMENTS

- 3,761,992 A * 10/1973 Schneller E04F 21/165
15/210.1
- 3,846,060 A * 11/1974 Otis E04F 21/165
15/235.7
- 4,586,890 A * 5/1986 Marchbanks B25B 33/00
15/105.5
- 5,017,113 A * 5/1991 Heaton B05C 17/00516
222/327
- D332,901 S * 2/1993 Campbell D8/45
- 5,301,843 A * 4/1994 Groene B65D 51/32
222/192
- D355,576 S * 2/1995 Groene D8/70
- 5,675,860 A * 10/1997 Campbell E04F 21/165
15/235.7
- D422,121 S * 3/2000 Peck D29/114

DESCRIPTION

FIG. 1 is a top perspective view of a caulking finger showing my new design;
FIG. 2 is a bottom perspective view thereof;
FIG. 3 is a front elevation view thereof;
FIG. 4 is a rear elevation view thereof;
FIG. 5 is a left side elevation view thereof;
FIG. 6 is a right side elevation view thereof;
FIG. 7 is a top plan view thereof; and,
FIG. 8 is a bottom plan view thereof.
The broken line showing of the handle forms no part of the claimed design.

1 Claim, 5 Drawing Sheets



(56)

References Cited

U.S. PATENT DOCUMENTS

2011/0271477 A1 11/2011 Lien
2014/0303750 A1* 10/2014 MacDuff A61F 2/4241
623/57

* cited by examiner

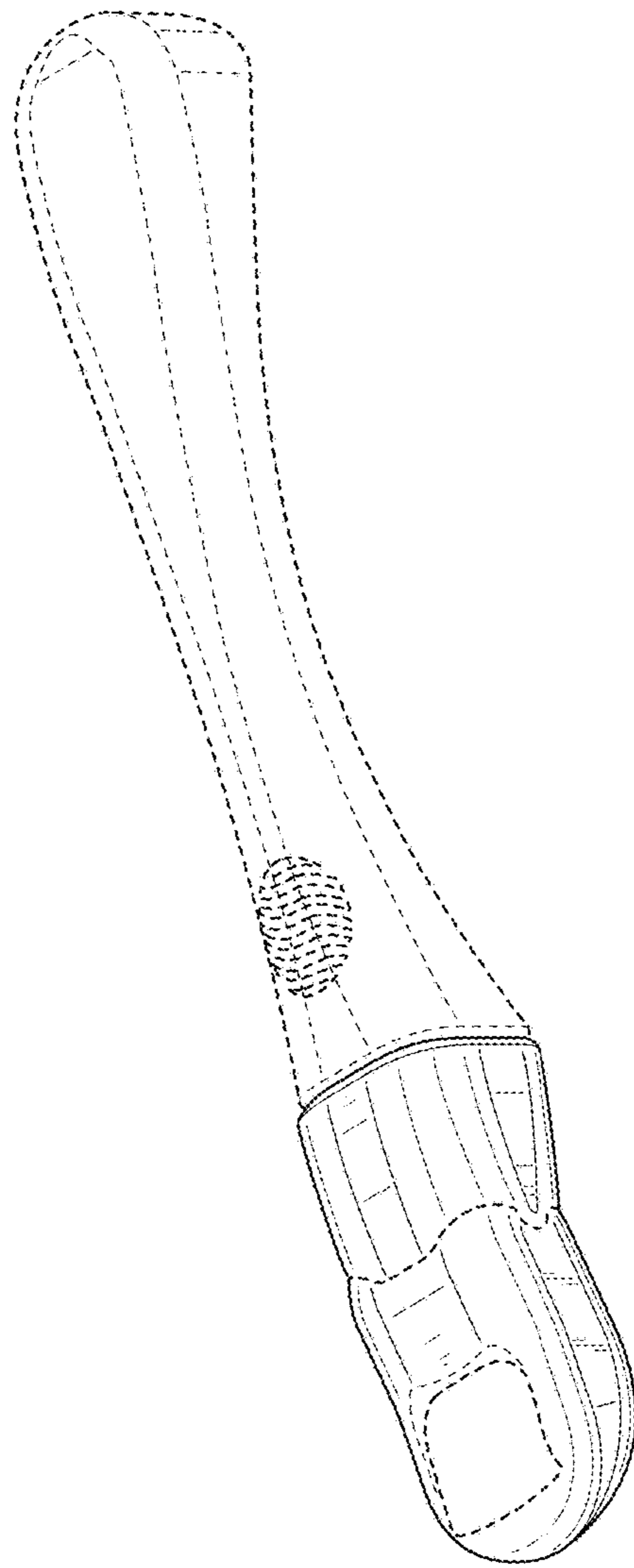


FIG. 1

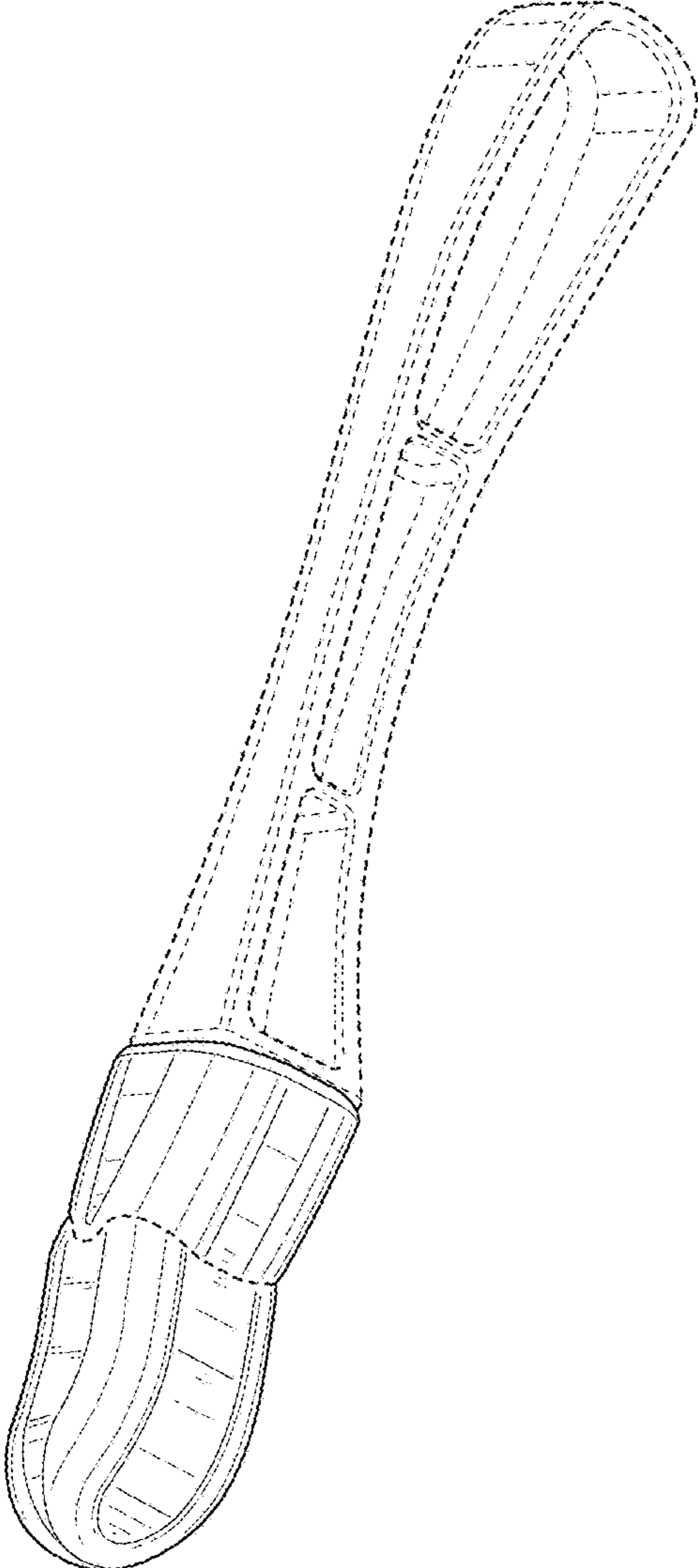


FIG. 2

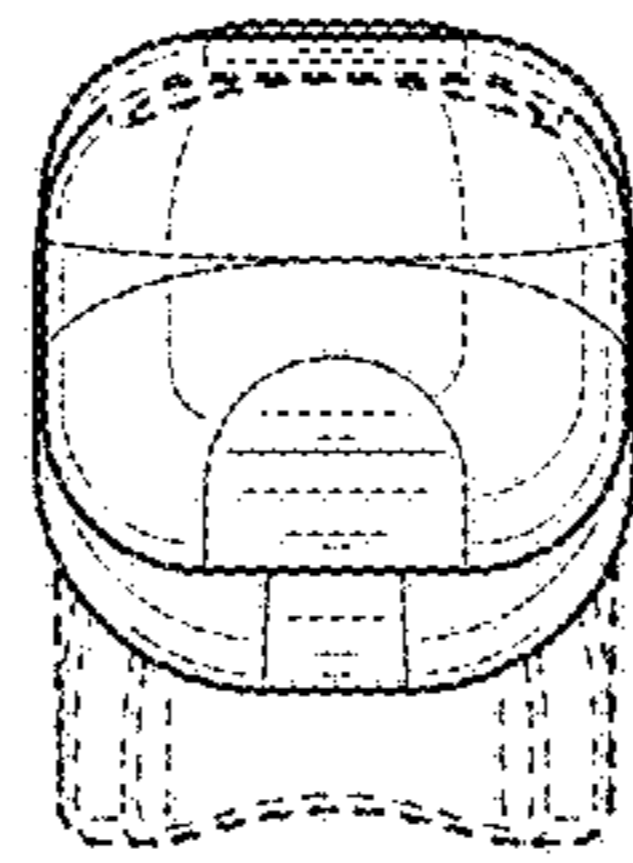


FIG. 3

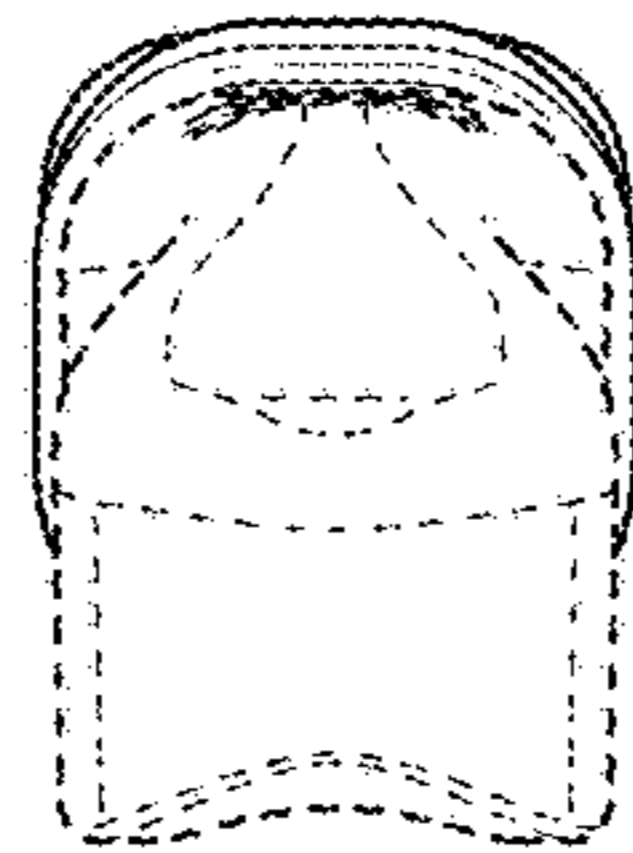


FIG. 4




FIG. 5




FIG. 6

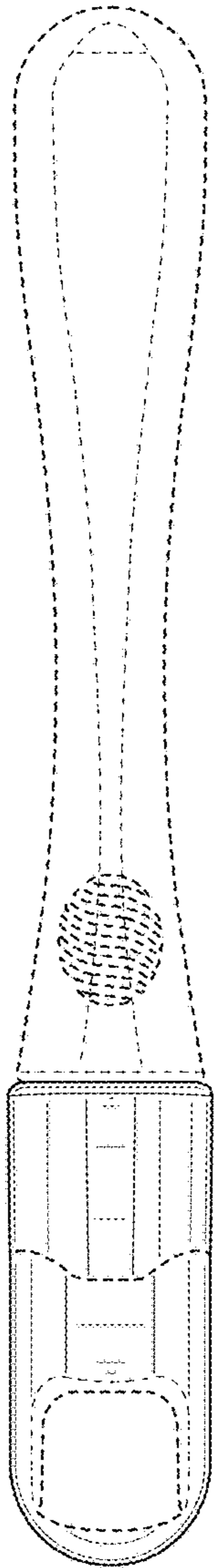


FIG. 7

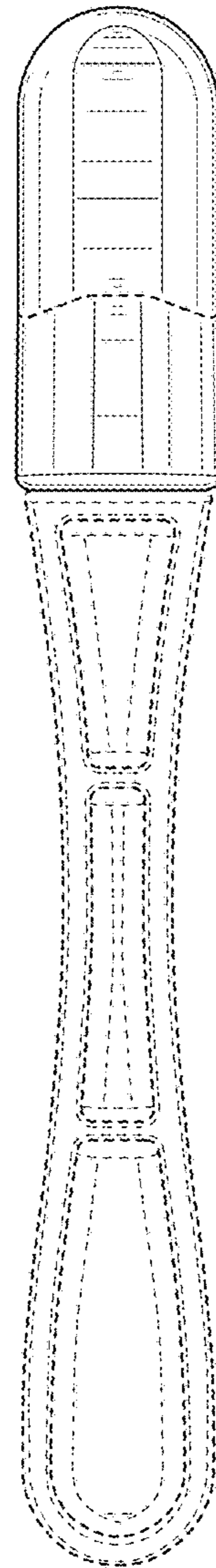


FIG. 8