



US00D864684S

(12) **United States Design Patent**
Brouillac

(10) **Patent No.:** **US D864,684 S**

(45) **Date of Patent:** **** Oct. 29, 2019**

- (54) **CORKSCREW**
- (71) Applicant: **PSP, Quingey (FR)**
- (72) Inventor: **Nicolas Brouillac, Quingey (FR)**
- (73) Assignee: **PSP, Quingey (FR)**
- (**) Term: **15 Years**
- (21) Appl. No.: **29/639,403**
- (22) Filed: **Mar. 6, 2018**
- (30) **Foreign Application Priority Data**

D148,810 S *	2/1948	McDowell	D8/42
2,522,219 A *	9/1950	Gaeta	B67B 7/0441
				81/3.29
4,572,034 A *	2/1986	Lee	B67B 7/0441
				81/3.29
4,658,678 A *	4/1987	Pracht	B67B 7/0441
				81/3.29
D358,744 S *	5/1995	Entwistle	81/329
D364,324 S *	11/1995	Entwistle	D8/42
D366,198 S *	1/1996	Laib	D8/42
D389,712 S *	1/1998	Usbeck	D8/40
D397,010 S *	8/1998	Usbeck	7/155
D412,094 S *	7/1999	Weibel	D8/42
D429,981 S *	8/2000	So	D8/42
D455,622 S *	4/2002	Tse	D8/42
6,431,028 B2 *	8/2002	So	B67B 7/0441
				81/3.29
6,546,831 B2 *	4/2003	So	B67B 7/0441
				81/3.29

Sep. 6, 2017 (EM) 004244739-0009

- (51) **LOC (12) Cl.** **07-06**
- (52) **U.S. Cl.**
USPC **D8/42**
- (58) **Field of Classification Search**
USPC D8/18, 33-43; D7/532
CPC B67B 7/00; B67B 7/0441; B67B 7/12;
B67B 7/14; B67B 7/16; B67B 7/18;
B67B 7/24; B67B 7/30; B67B 7/34;
B67B 7/40; B67B 7/406; B67B 7/44
See application file for complete search history.

(Continued)

Primary Examiner — Elizabeth A. Albert
 (74) *Attorney, Agent, or Firm* — Craft Chu PLLC;
 Andrew W. Chu

(56) **References Cited**

U.S. PATENT DOCUMENTS

181,147 A *	8/1876	Decker	B67B 7/0441
				81/3.29
401,672 A *	4/1889	Alvord et al.	B67B 7/0441
				81/3.29
547,478 A *	10/1895	Brown	B67B 7/0441
				81/3.29
884,873 A *	4/1908	Stanton	B67B 7/0441
				81/3.29
2,342,156 A *	2/1944	Miller	B67B 7/0441
				81/3.29
D146,833 S *	5/1947	Peterson	D8/42

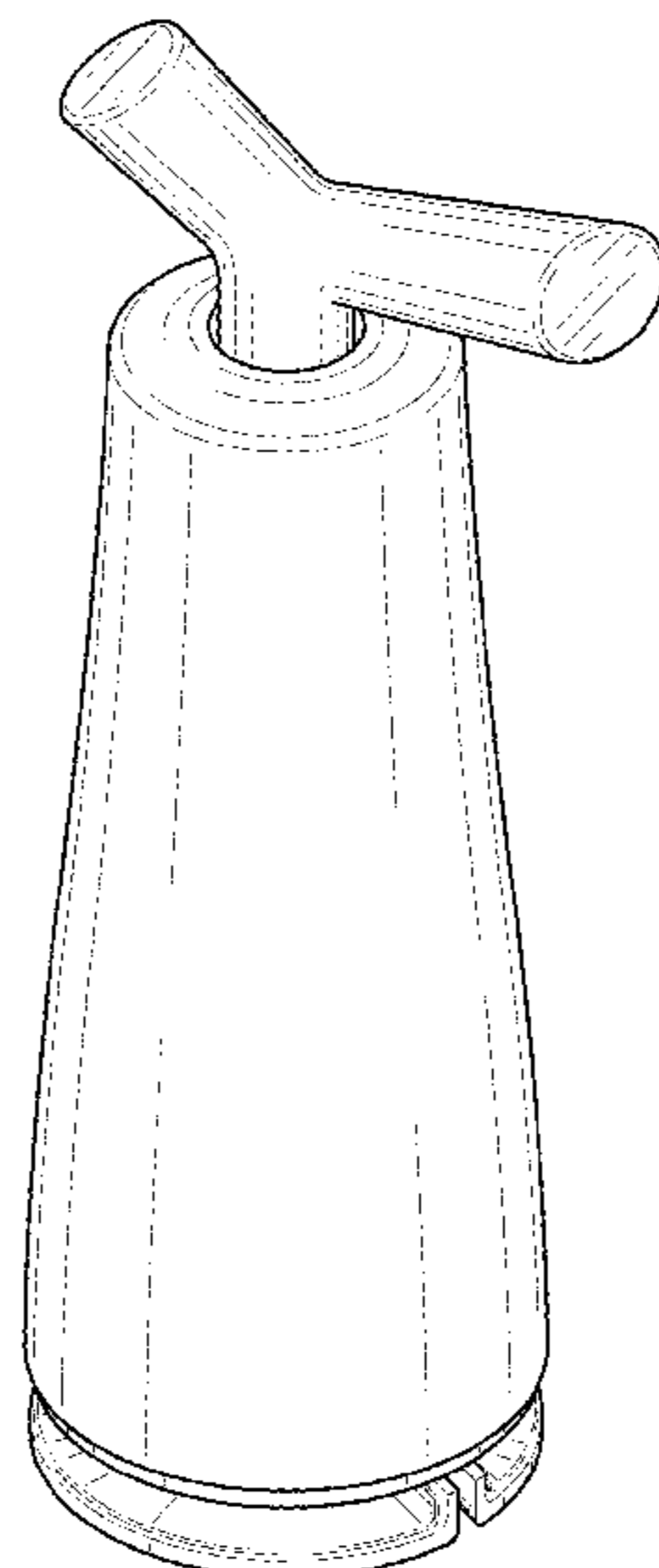
(57) **CLAIM**

The ornamental design for a corkscrew, as shown and described.

DESCRIPTION

FIG. 1 is an upper perspective view of the corkscrew showing my design;
 FIG. 2 is another upper perspective view thereof, rotated 90 degrees from the view of FIG. 1;
 FIG. 3 is a top plan view thereof;
 FIG. 4 is a front elevation view thereof;
 FIG. 5 is a side elevation view, an opposite side elevation view being a mirror image thereof; and,
 FIG. 6 is a back elevation view thereof.
 The bottom plan view of the corkscrew is not part of the claimed design.

1 Claim, 2 Drawing Sheets



(56)

References Cited

U.S. PATENT DOCUMENTS

D475,261	S	6/2003	Lee	
D481,949	S *	11/2003	Pinnavaia	D9/500
6,739,215	B2 *	5/2004	Lozeau	B67B 7/0447 7/155
D491,429	S *	6/2004	Simons	D8/42
D498,651	S *	11/2004	Bates	D8/42
D517,882	S	3/2006	Kushner	
D635,424	S *	4/2011	Morgan	D8/42
D660,114	S	5/2012	Mauffette	
D718,106	S	11/2014	Lauzet	
8,915,167	B2 *	12/2014	Ratajac	B67B 7/0441 81/3.29
D752,391	S *	3/2016	Hatherell	D7/510
9,272,890	B2 *	3/2016	Lawlor	B67B 7/0405
D814,896	S *	4/2018	Bodum	D8/42
D817,095	S *	5/2018	Kauss	D7/511
D817,096	S *	5/2018	Kauss	D7/511
D845,074	S *	4/2019	Gluck	D7/510
2011/0100164	A1 *	5/2011	Mantilla	B67B 7/0447 81/3.45
2018/0327241	A1 *	11/2018	Brouillac	B67B 7/0441

* cited by examiner

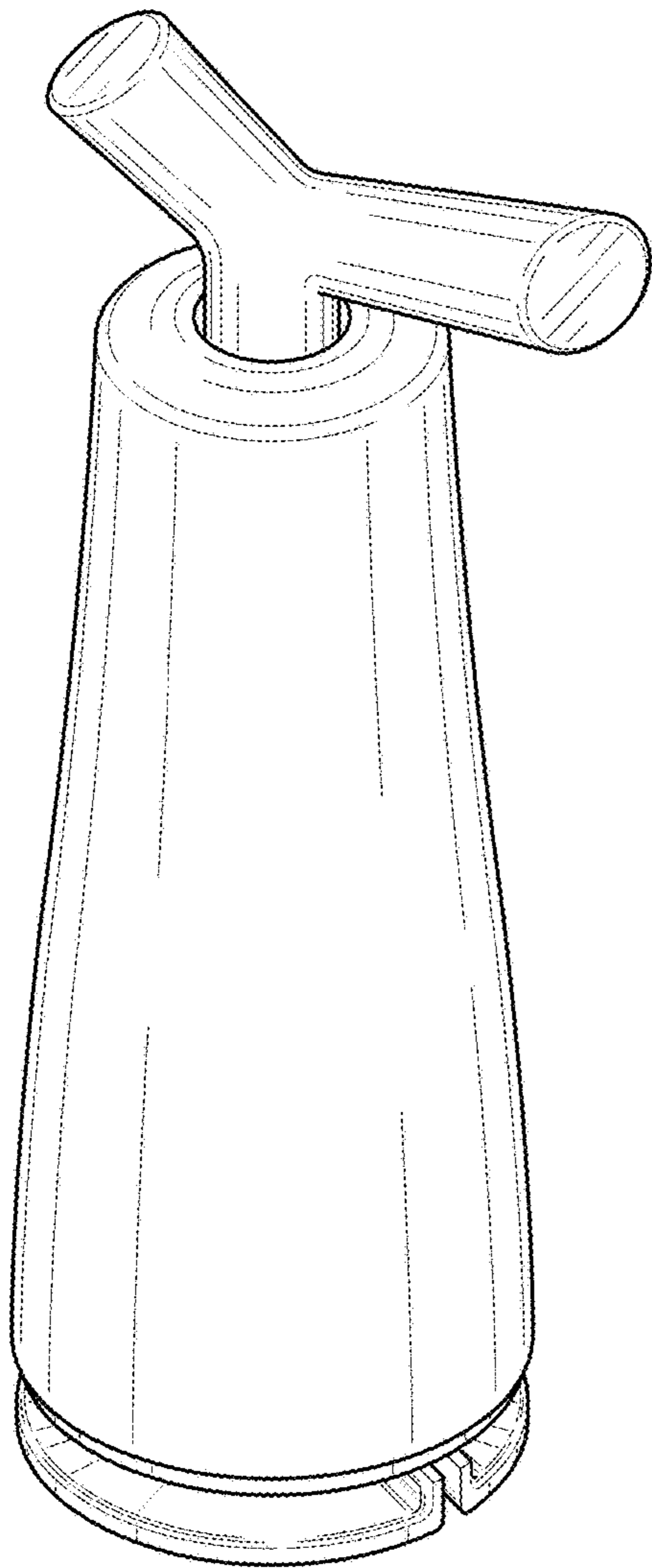


FIG. 1

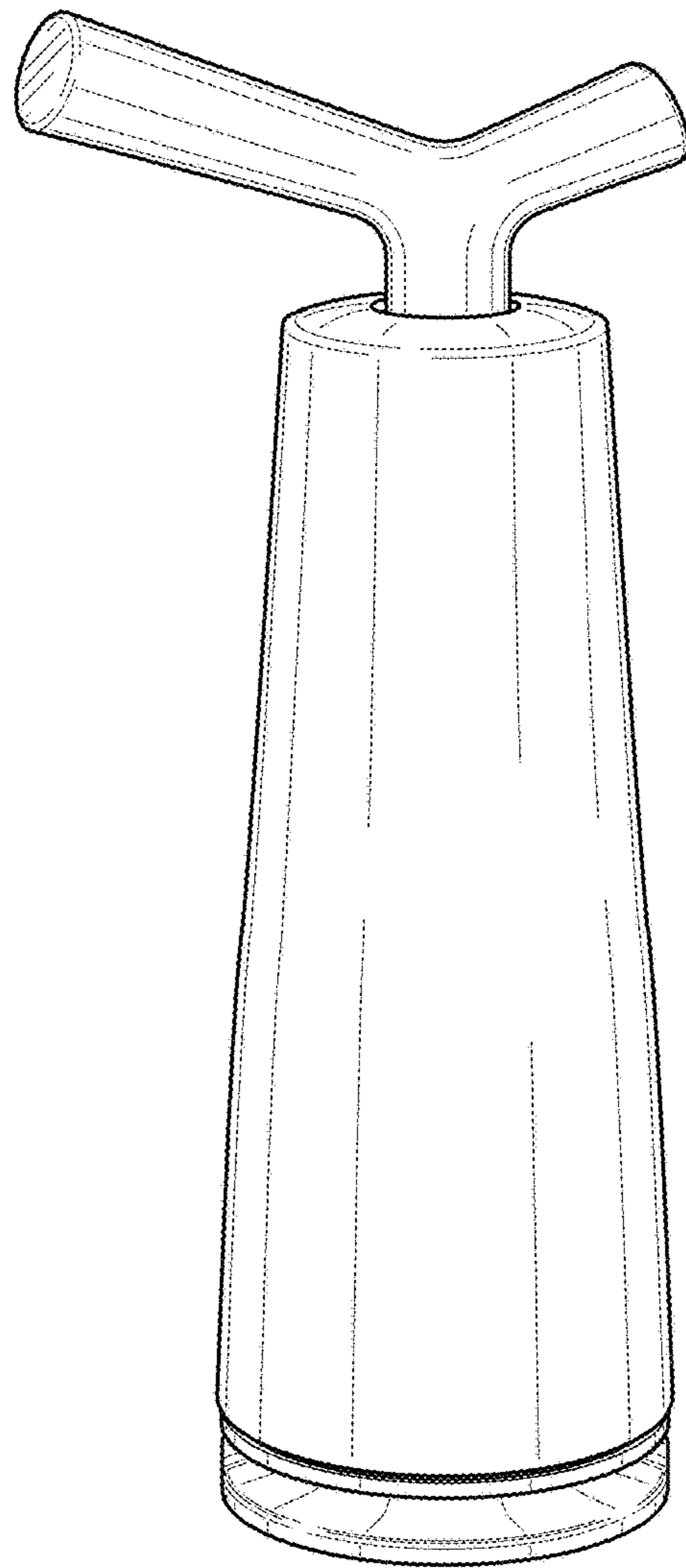


FIG. 2

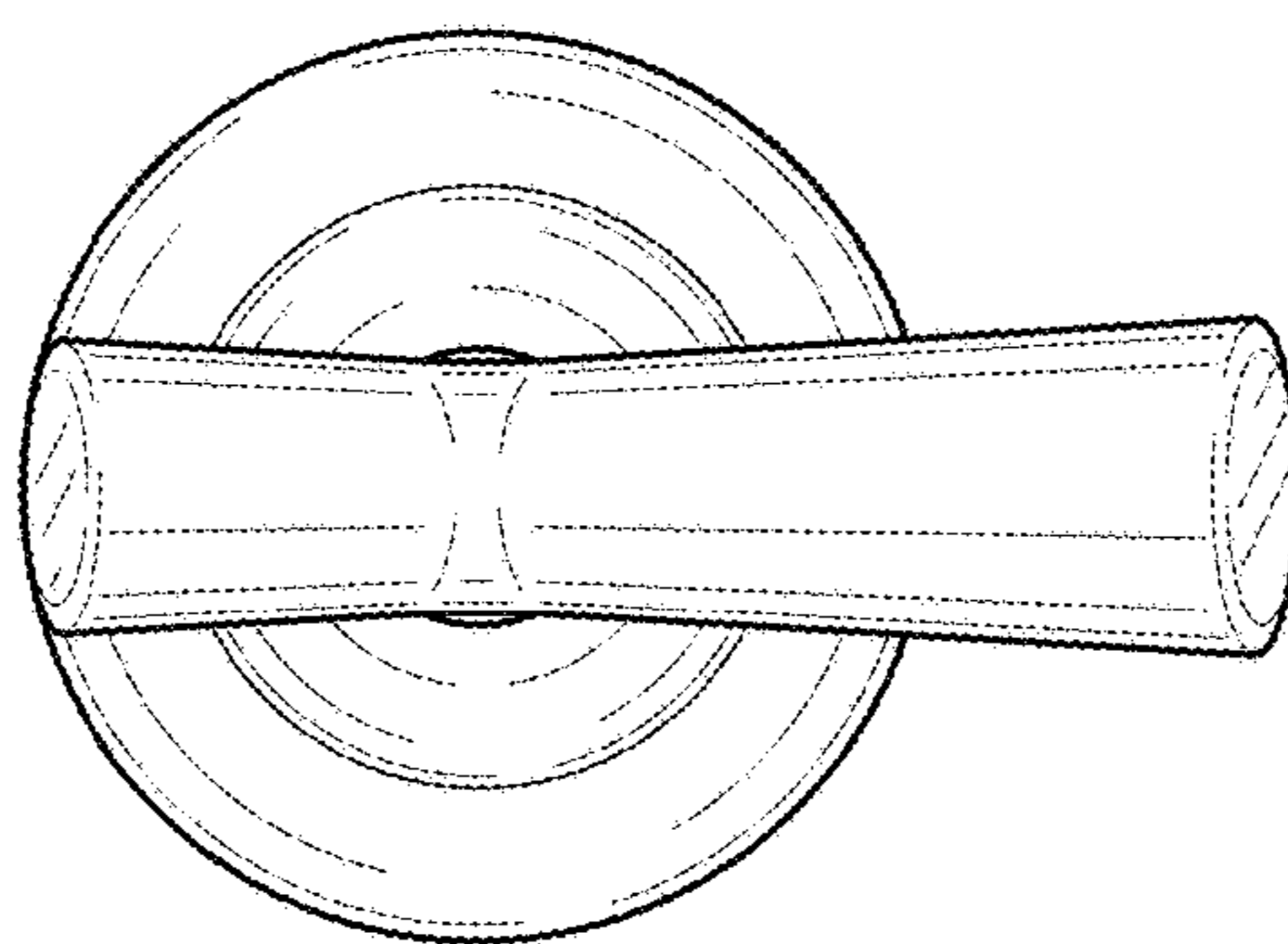


FIG. 3

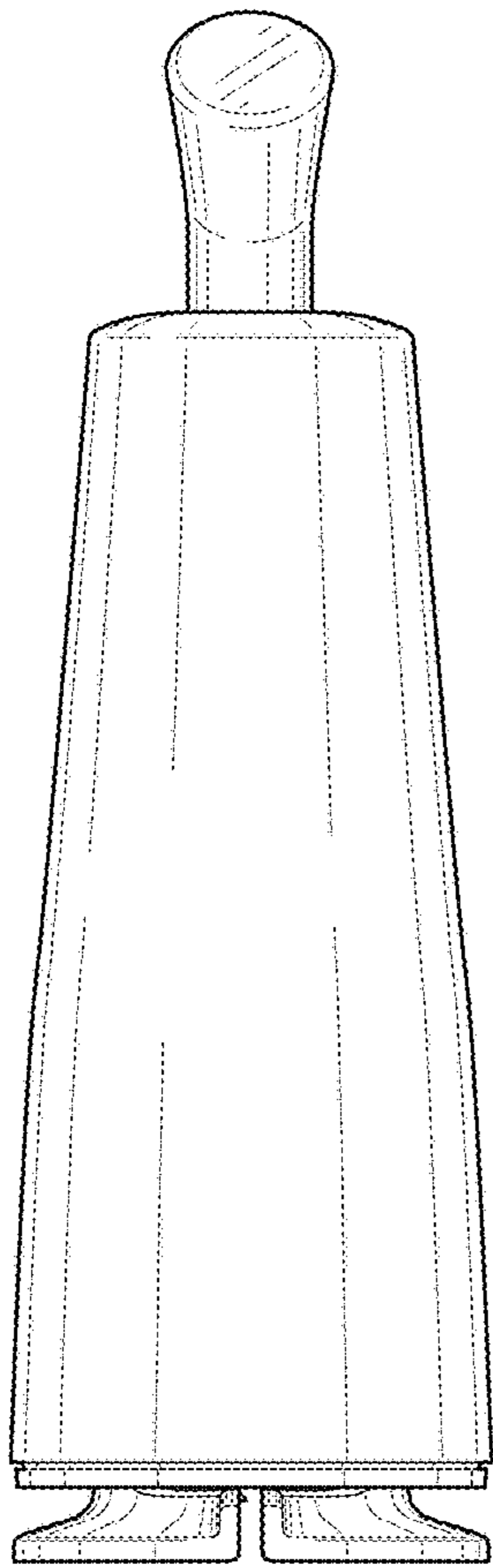


FIG. 4

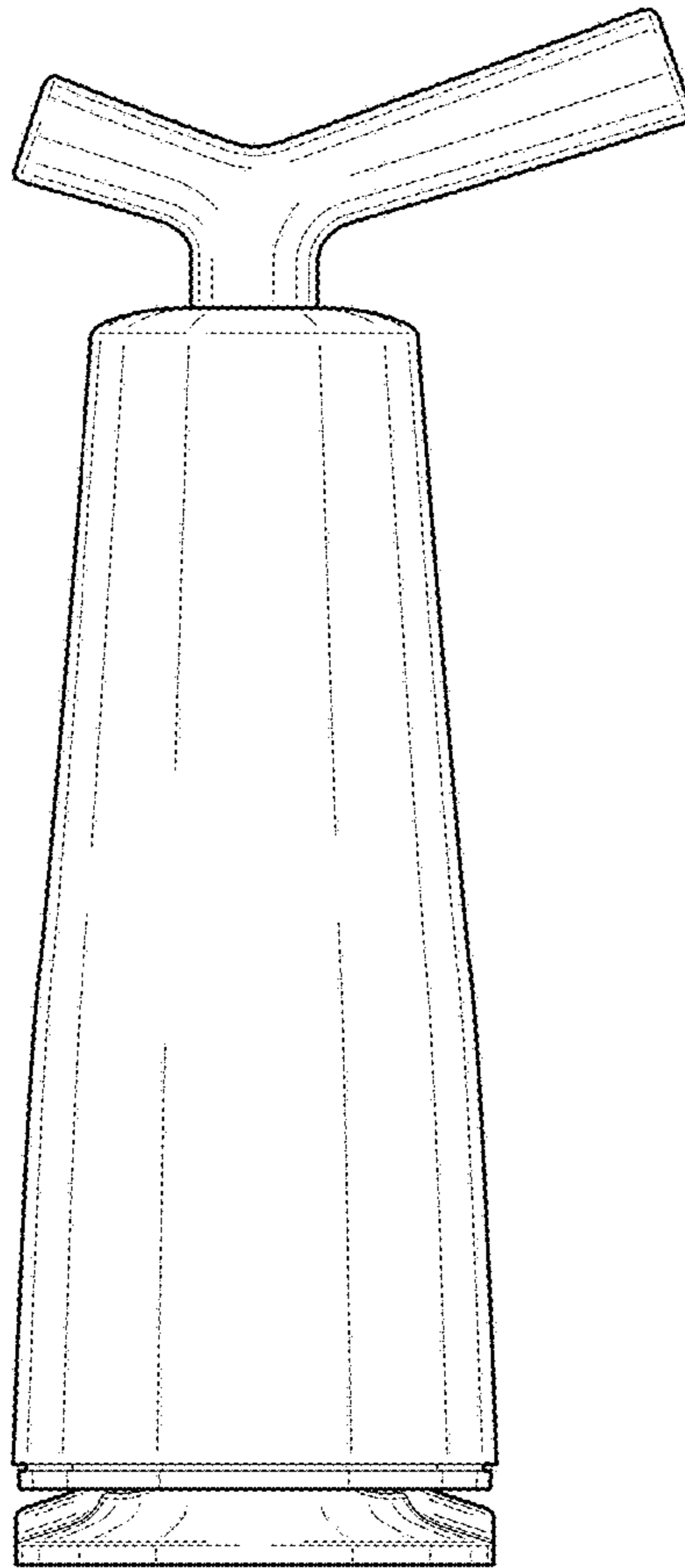


FIG. 5

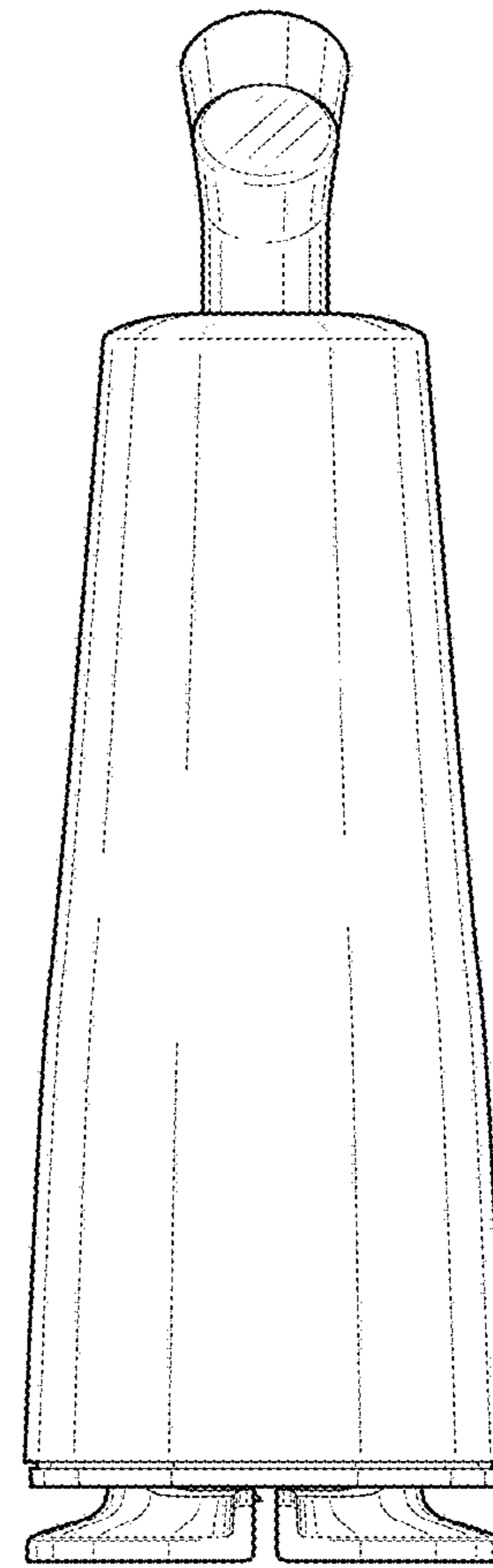


FIG. 6