

US00D864681S

(12) **United States Design Patent**
Bolster

(10) **Patent No.:** **US D864,681 S**
(45) **Date of Patent:** **** Oct. 29, 2019**

- (54) **REACHER HOOK**
- (71) Applicant: **Michael Bolster**, Perth-Andover (CA)
- (72) Inventor: **Michael Bolster**, Perth-Andover (CA)
- (**) Term: **15 Years**
- (21) Appl. No.: **29/651,073**
- (22) Filed: **Dec. 1, 2017**
- (51) **LOC (12) Cl.** **08-05**
- (52) **U.S. Cl.**
USPC **D8/14**
- (58) **Field of Classification Search**
USPC D8/14, 107, 367, 370; D21/789
CPC B25J 1/04; A63B 47/02
See application file for complete search history.

- 3,936,088 A 2/1976 Williams
 - 4,050,107 A 9/1977 Parma
 - 4,108,026 A 8/1978 Anderson
 - 4,153,286 A 5/1979 Piper
 - D258,342 S * 2/1981 Boulis D23/403
 - 4,624,494 A 11/1986 Huppert
 - D308,005 S 5/1990 Nickert
 - 4,955,647 A 9/1990 Alfredson
 - 5,150,505 A 9/1992 Drabek
 - 5,201,559 A 4/1993 Boring et al.
 - 5,344,201 A 9/1994 Offin
 - D369,961 S * 5/1996 Hedtke D11/121
 - D370,605 S 6/1996 Schimeneck et al.
 - 5,538,302 A 7/1996 Travis
 - 5,630,381 A * 5/1997 Kroyer A01K 15/00
119/801
 - D384,253 S * 9/1997 Patino D8/14
 - 5,997,062 A * 12/1999 Schwartz A63B 47/02
294/19.2
 - 6,360,826 B1 3/2002 Barber
- (Continued)

(56) **References Cited**
U.S. PATENT DOCUMENTS

- 103,007 A 5/1870 Bibber
- 583,172 A 5/1897 Draper
- 584,133 A * 6/1897 McIntire B60N 3/02
- 1,308,654 A 7/1919 Bopst
- 1,339,257 A 5/1920 Callahan
- 1,555,605 A 9/1925 Pomeroy
- D119,843 S * 4/1940 Anstice D7/412
- 2,275,903 A 3/1942 Hermann
- 2,484,278 A 10/1949 Fisher
- 2,542,665 A * 2/1951 Gustafson A01D 46/26
294/175
- 2,604,350 A 7/1952 Taylor
- 2,785,483 A 3/1957 Gajewski
- 2,889,797 A * 6/1959 Fox B63B 21/54
114/221 R
- 3,048,139 A 9/1962 Duckett
- 3,072,428 A 1/1963 Johnson
- 3,463,533 A 8/1969 Repiscak et al.
- 3,644,951 A 2/1972 Colburn
- 3,841,176 A 10/1974 Murphy
- 3,841,981 A 10/1974 Verest

Primary Examiner — Philip S Hyder
(74) *Attorney, Agent, or Firm* — Mario Theriault

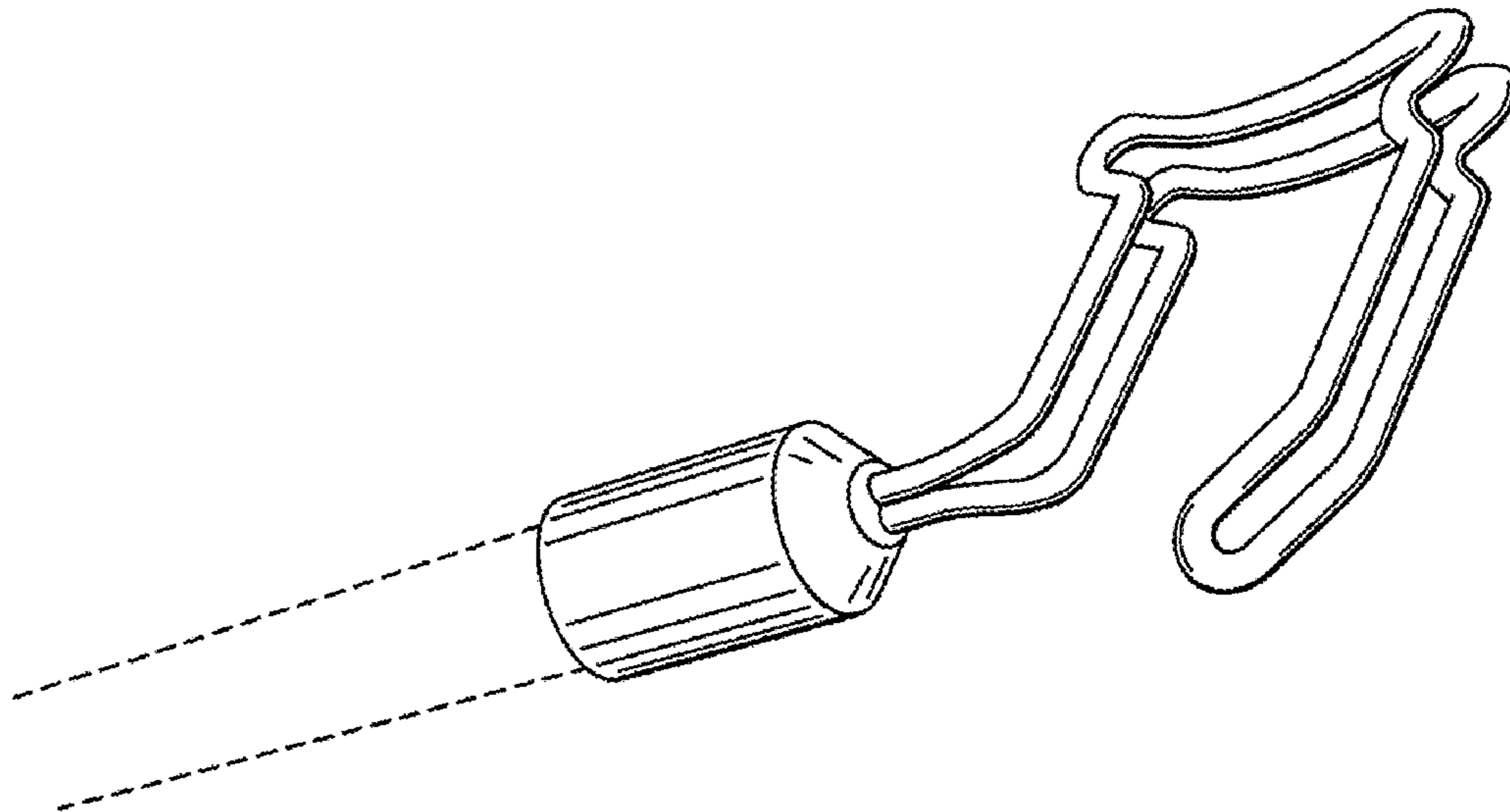
(57) **CLAIM**

The ornamental design for a reacher hook, as shown and described.

DESCRIPTION

FIG. 1 is a perspective front, right side and top view of my reacher hook, showing my design;
FIG. 2 is a front view thereof;
FIG. 3 is a top view thereof;
FIG. 4 is a bottom view thereof;
FIG. 5 is a right side view thereof;
FIG. 6 is a back view thereof; and,
FIG. 7 is a left side view thereof.
The broken lines shown in FIGS. 1, 2 and 5 to 7, represent a handle which do not form part of the design.

1 Claim, 2 Drawing Sheets



(56)

References Cited

U.S. PATENT DOCUMENTS

D459,170 S * 6/2002 Young D8/14
D459,959 S 7/2002 Fetterman et al.
6,454,331 B1 * 9/2002 Ahlenius A63B 47/02
294/19.2
D475,258 S 6/2003 Wilson
6,729,358 B1 * 5/2004 Moffatt B21F 1/002
140/104
D512,285 S 12/2005 Schwartz
7,159,260 B2 1/2007 Hansen
D547,146 S * 7/2007 Fetherston D8/14
D550,068 S 9/2007 Takacs
7,334,825 B1 2/2008 Sammon
D600,082 S 9/2009 Braver
7,673,912 B2 3/2010 Breininger
D615,055 S 5/2010 Lee et al.
D655,585 S * 3/2012 Donohue D8/14
D665,641 S 8/2012 Raleigh
D701,098 S * 3/2014 Braver D8/14
D711,706 S 8/2014 Votolato
D714,600 S 10/2014 Bond
8,931,150 B2 1/2015 Luangphon
9,095,969 B1 9/2015 Oswald
9,227,317 B1 1/2016 Conley
9,371,079 B1 6/2016 Owens
9,486,916 B1 11/2016 Wyman
D809,354 S * 2/2018 Richer D8/14
9,889,345 B2 * 2/2018 Chabot A63B 47/02

* cited by examiner

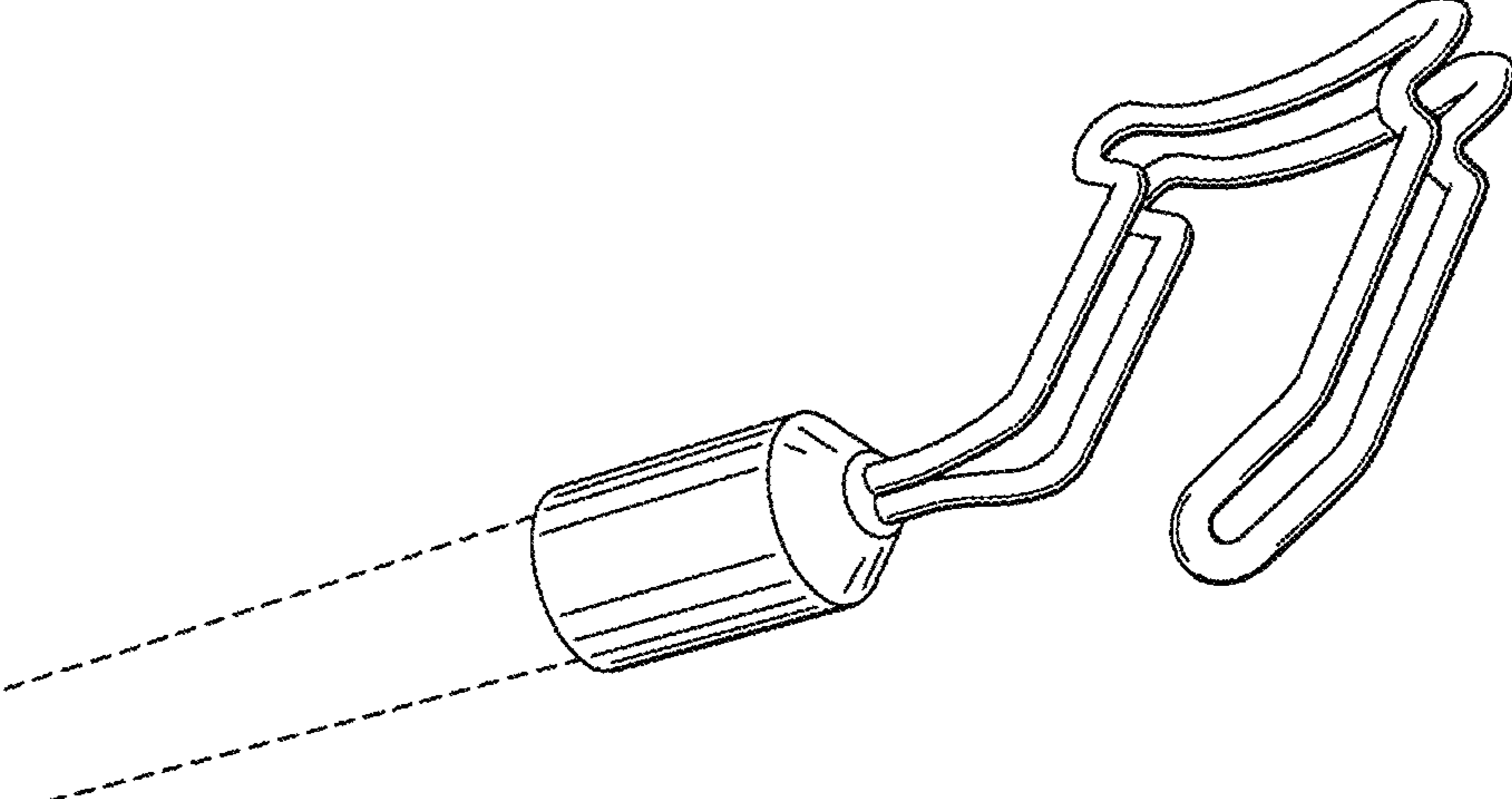


FIG. 1

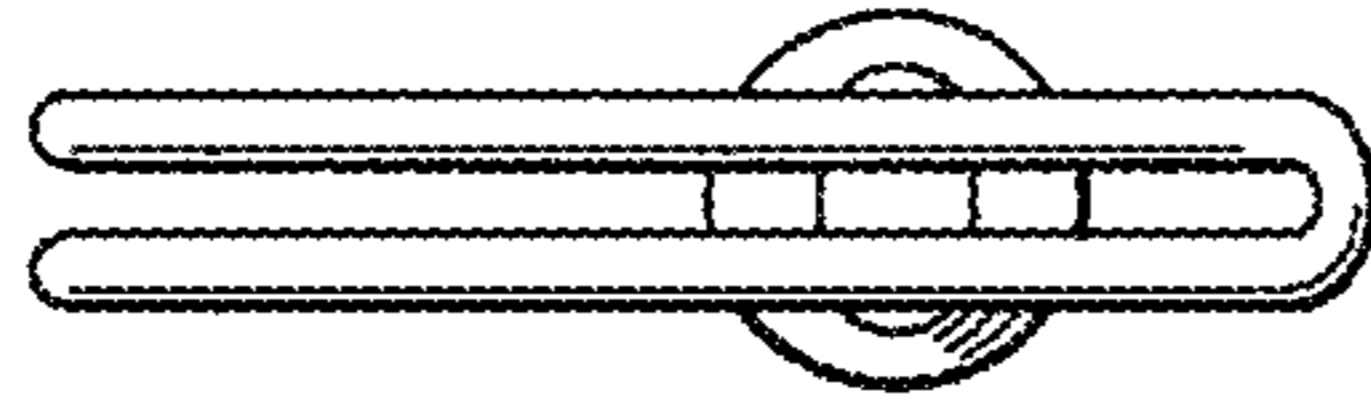


FIG. 3

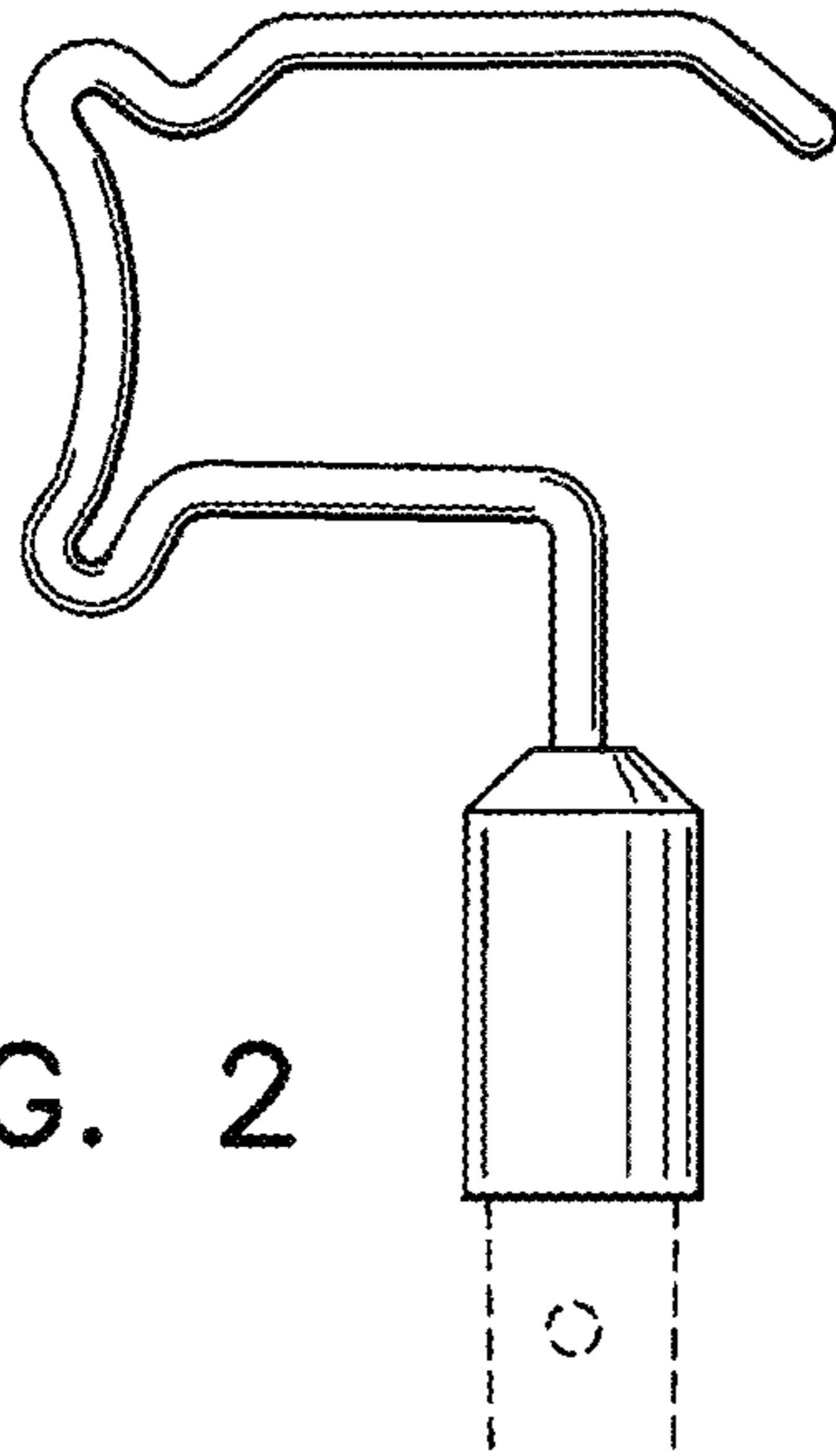


FIG. 2

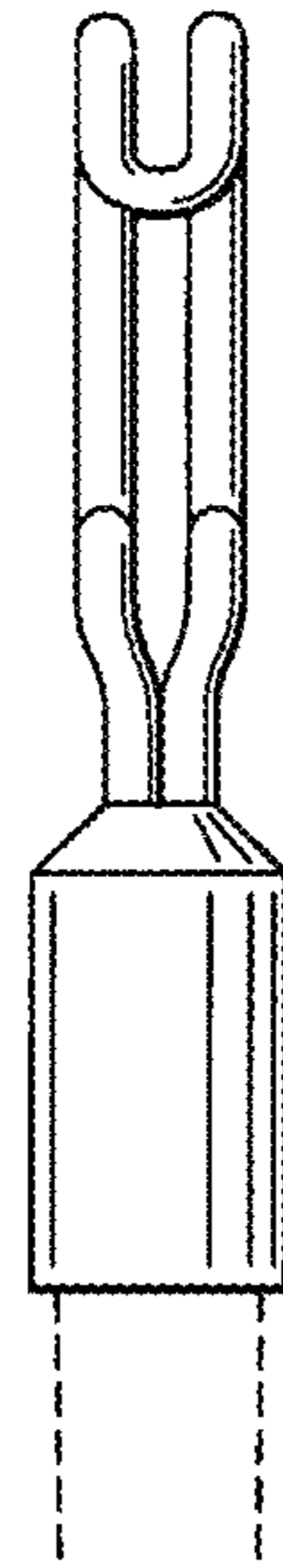


FIG. 5

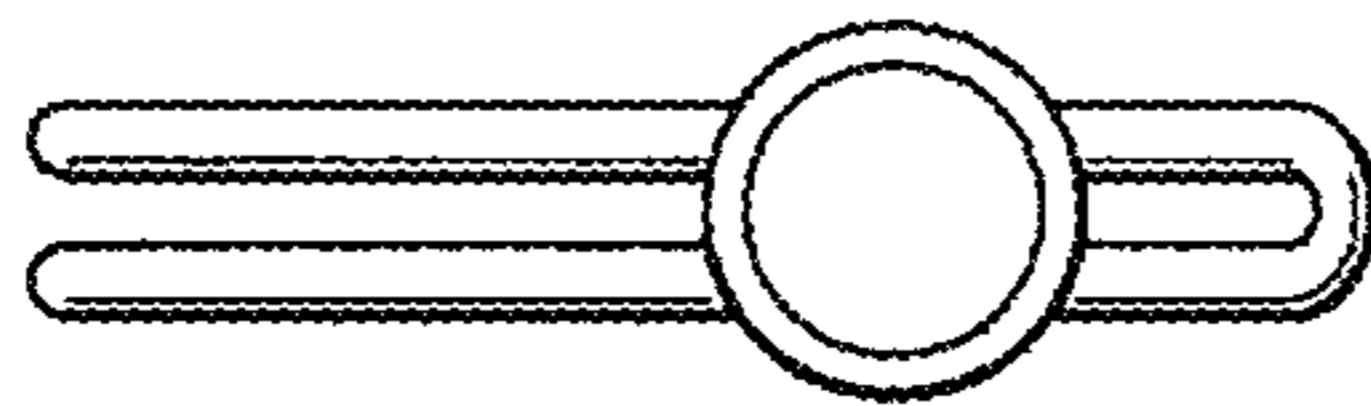


FIG. 4

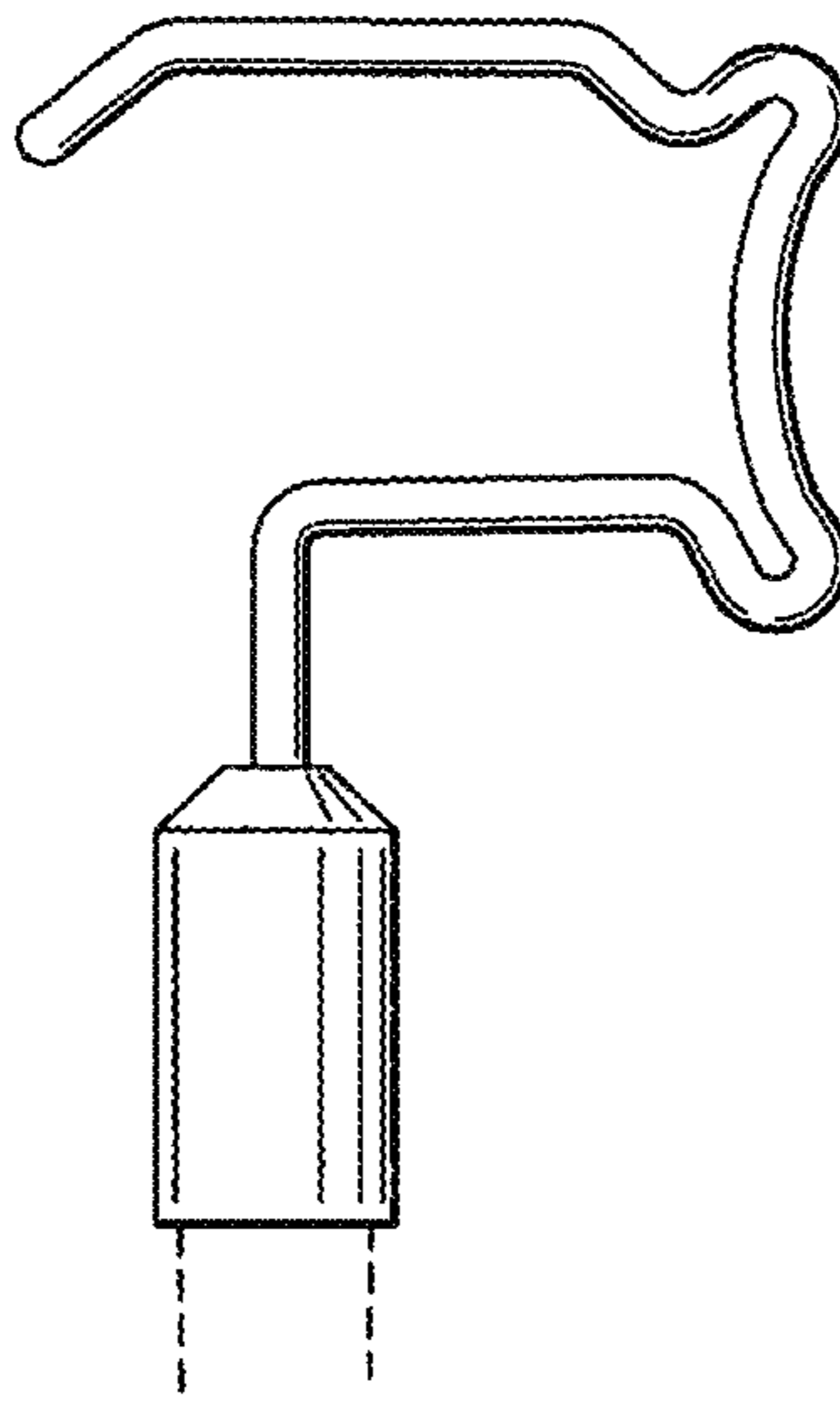


FIG. 6

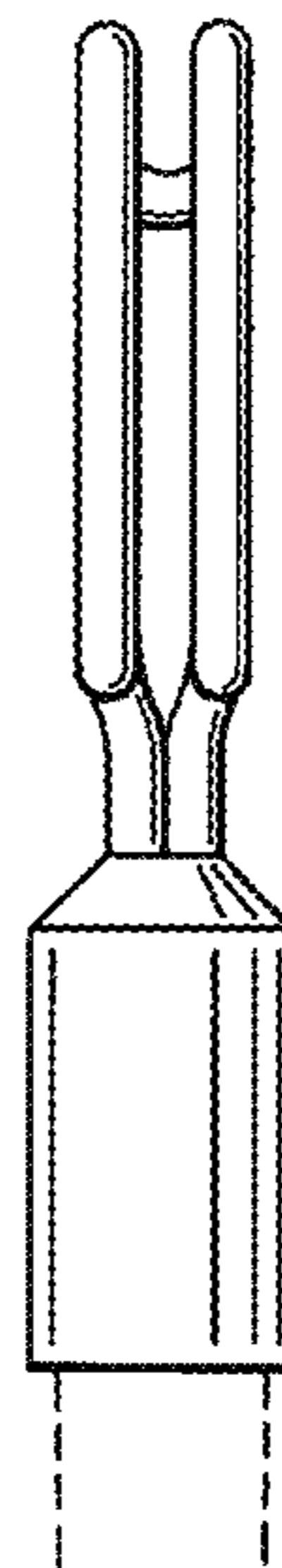


FIG. 7