



US00D864674S

(12) **United States Design Patent**  
**Iqnaibi**

(10) **Patent No.:** **US D864,674 S**

(45) **Date of Patent:** **\*\* Oct. 29, 2019**

- (54) **EATING UTENSIL**
- (71) Applicant: **Waseem Bassam Iqnaibi**, Flushing, NY (US)
- (72) Inventor: **Waseem Bassam Iqnaibi**, Flushing, NY (US)
- (\*\*) Term: **15 Years**
- (21) Appl. No.: **29/657,799**
- (22) Filed: **Jul. 25, 2018**
- (51) **LOC (12) Cl.** ..... **07-03**
- (52) **U.S. Cl.**  
USPC ..... **D7/643**; D7/401.2; D7/642; D7/653
- (58) **Field of Classification Search**  
USPC ..... D7/368, 401.2, 642-645, 647-649, D7/653-664, 669, 675-677, 683, D7/688-689, 691; D8/107, 300-301; D22/117-118  
CPC ... A01D 9/02; A01D 9/04; A01D 9/06; A47G 21/00; A47G 21/004; A47G 21/005; A47G 21/02; A47G 21/023; A47G 21/04; A47G 21/06; A47G 21/08; A47J 43/28; A47J 43/281; A47J 43/282; A61F 13/10; A61J 7/0023; B25G 1/00; B25G 1/01; B25G 1/02; B25G 3/00; B65D 75/56; B65D 75/563; B65D 75/566; B67B 7/00; B67B 7/38; B67B 7/724; B67B 7/73  
See application file for complete search history.

- 1,856,769 A \* 5/1932 Latshaw ..... A47G 21/02 416/70 R
- D169,830 S \* 6/1953 St. Clair ..... D7/653
- 2,647,310 A \* 8/1953 Yolles ..... A47G 21/02 30/149
- 3,083,458 A \* 4/1963 Tarson ..... A47G 21/023 30/322
- D235,305 S \* 6/1975 Salviato ..... D7/645
- D366,815 S \* 2/1996 Lipson ..... D7/653
- D544,313 S \* 6/2007 Chisholm ..... D7/643
- D695,081 S \* 12/2013 Graham ..... D7/401.2
- D746,113 S \* 12/2015 Jung ..... D7/653
- D763,630 S \* 8/2016 Cook ..... D7/645
- D832,661 S \* 11/2018 Fraser ..... D7/643

\* cited by examiner

*Primary Examiner* — Ricky Pham  
(74) *Attorney, Agent, or Firm* — Quickpatents, LLC; Kevin Prince

(57) **CLAIM**

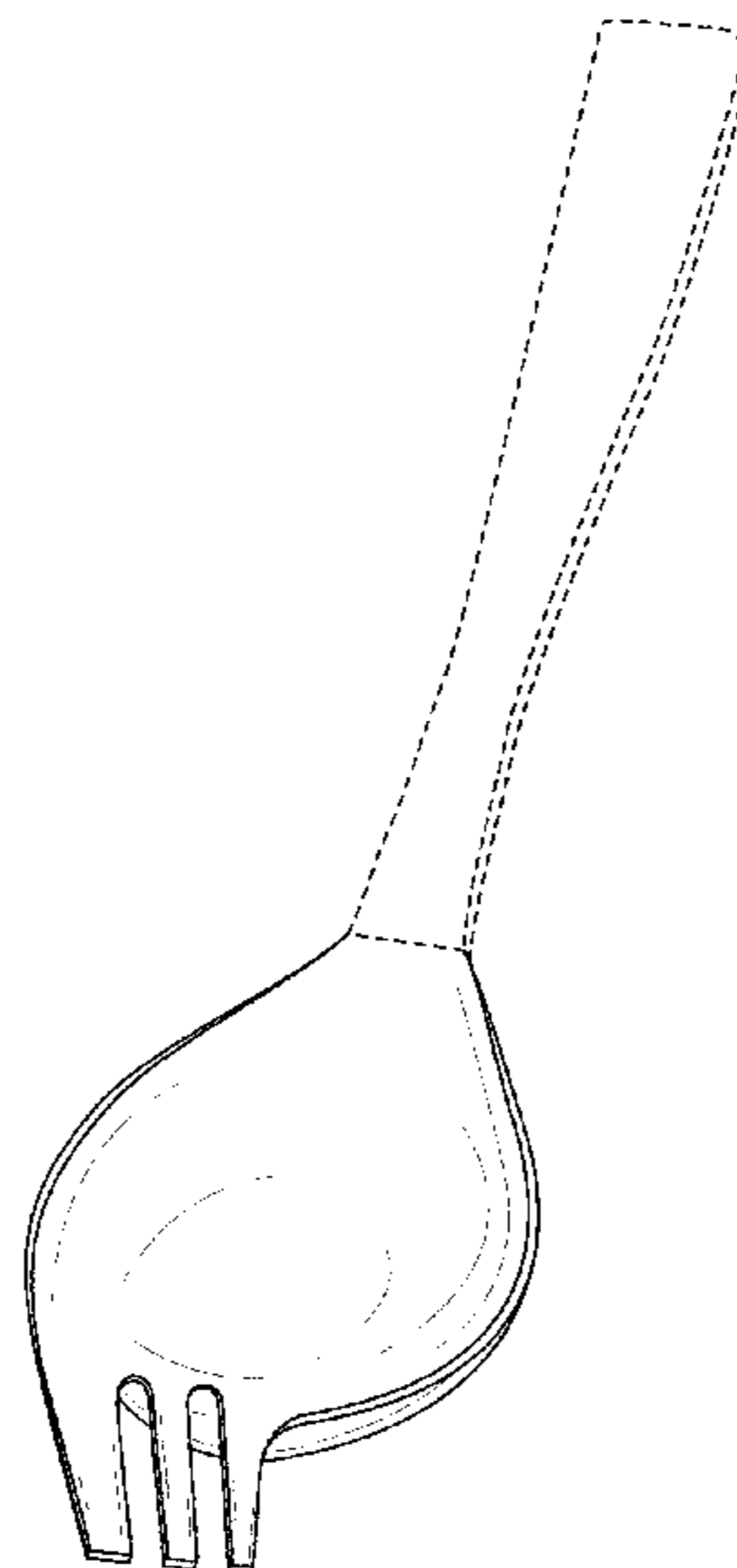
I claim the ornamental design for an eating utensil, as shown and described.

**DESCRIPTION**

FIG. 1 is a perspective view of an eating utensil, showing my new design;  
FIG. 2 is a top plan view thereof;  
FIG. 3 is a bottom plan view thereof;  
FIG. 4 is a right-side elevational view thereof;  
FIG. 5 is a left-side elevational view thereof;  
FIG. 6 is a front elevational view thereof; and,  
FIG. 7 is a rear elevational view thereof.  
The broken lines showing a handle in the drawings depict portions of the eating utensil that form no part of the claimed design.

- (56) **References Cited**  
U.S. PATENT DOCUMENTS  
D84,647 S \* 7/1931 Pellow ..... D7/653  
1,818,296 A \* 8/1931 Bothe ..... A47G 21/02 30/322

**1 Claim, 4 Drawing Sheets**



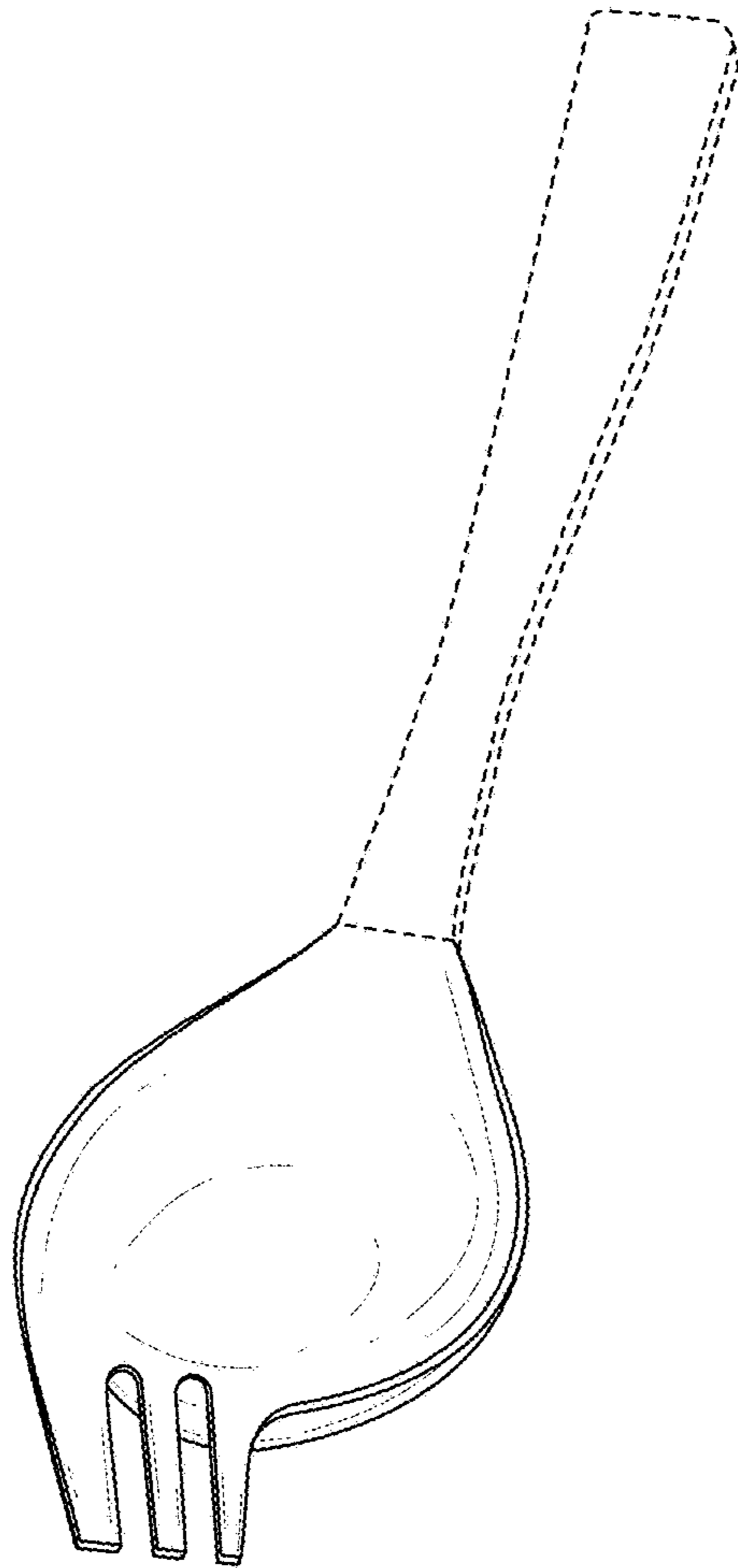


FIG. 1

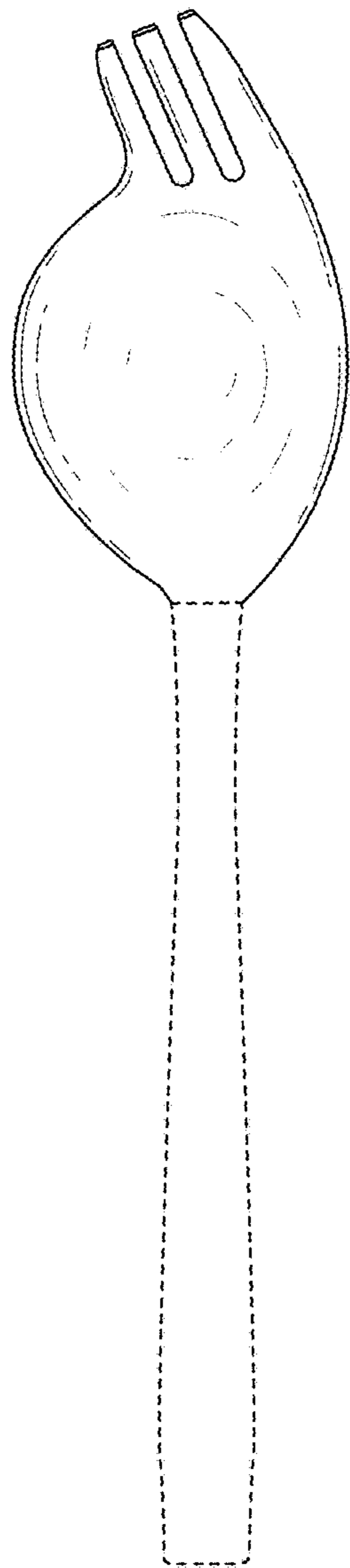


FIG. 2

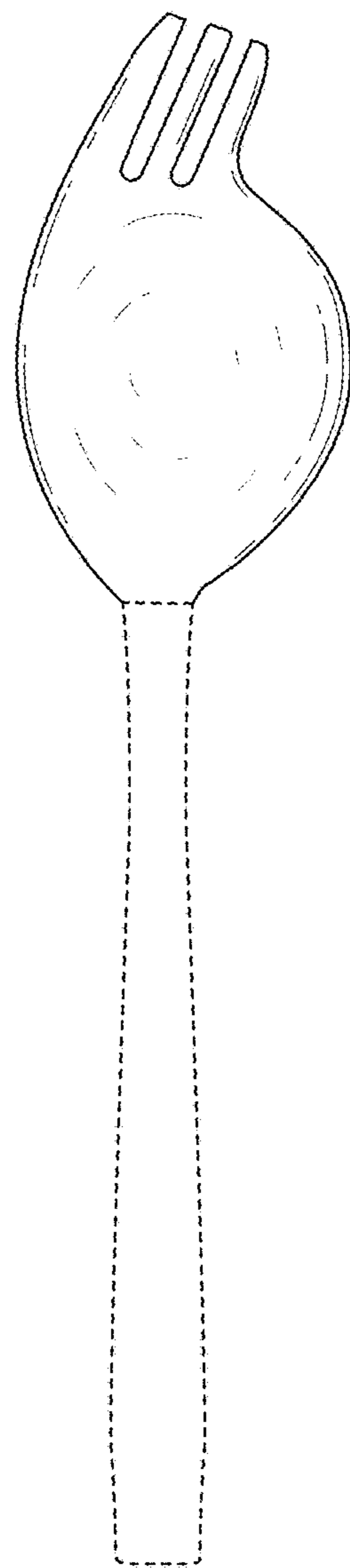


FIG. 3

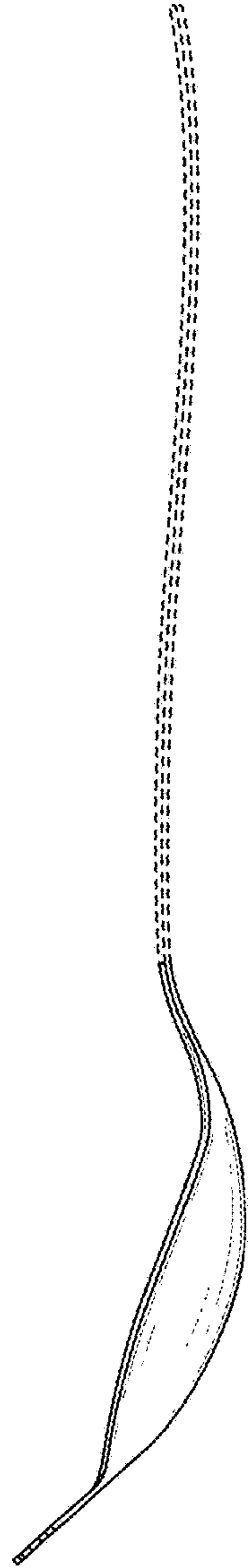


FIG. 4

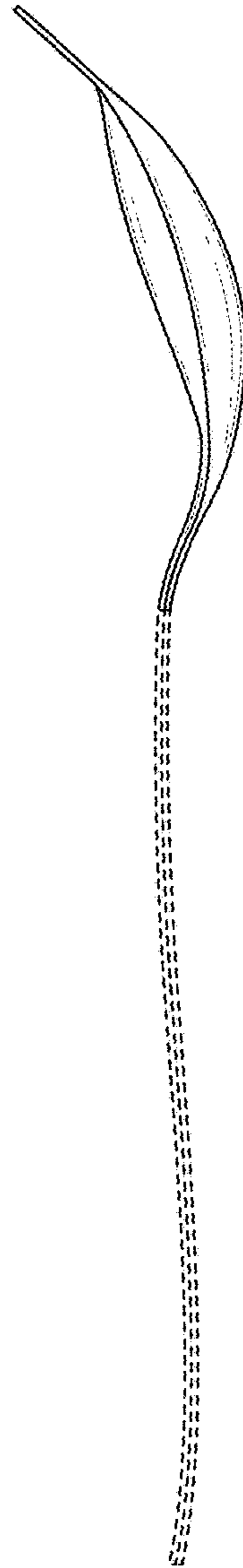


FIG. 5




FIG. 6

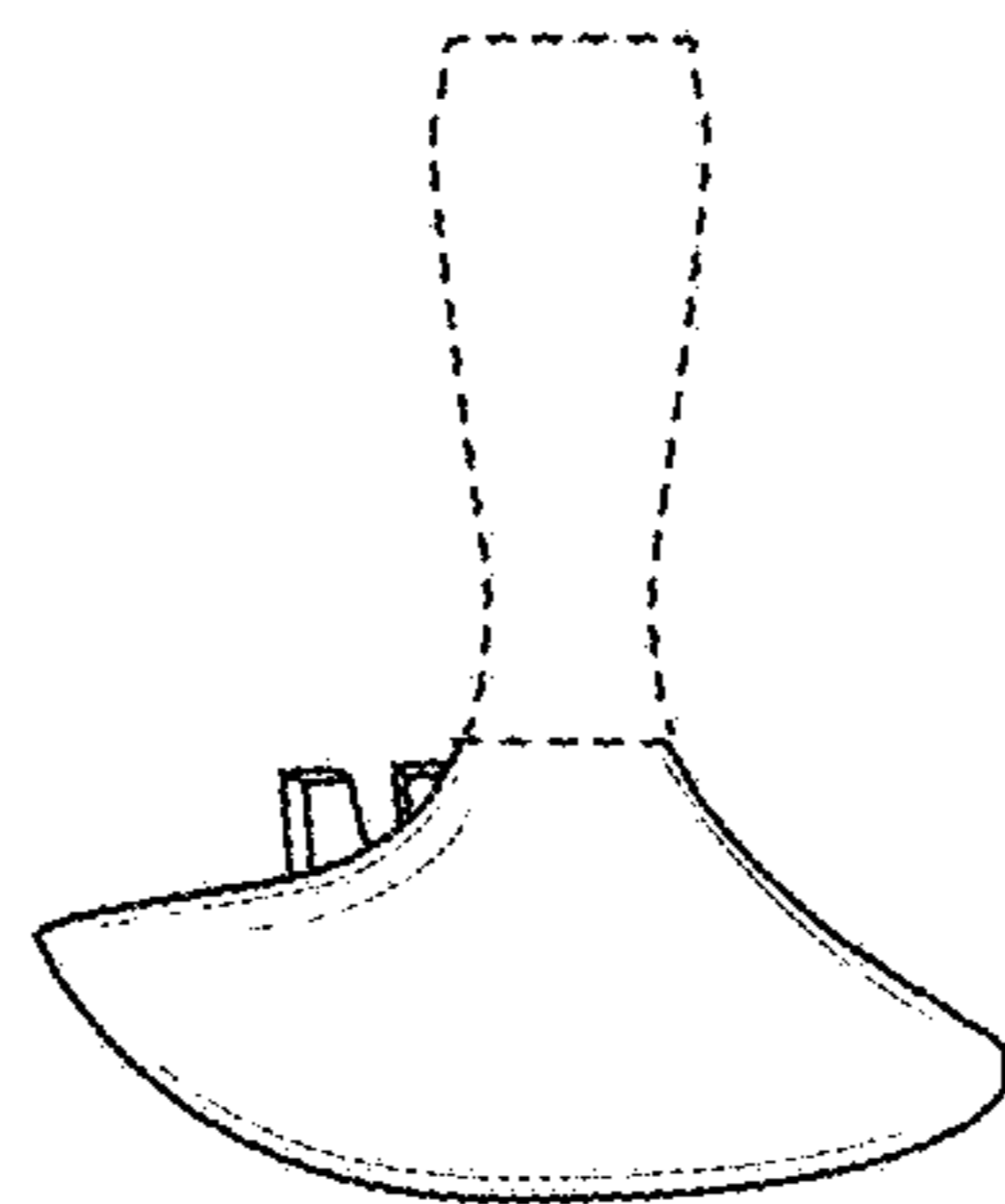


FIG. 7