

US00D864669S

(12) **United States Design Patent** (10) **Patent No.:** **US D864,669 S**
Kemker (45) **Date of Patent:** **** Oct. 29, 2019**

(54) **BOWL**
(71) Applicant: **Vorwerk & Co. Interholding GmbH,**
Wuppertal (DE)
(72) Inventor: **Uwe Kemker,** Wuppertal (DE)
(73) Assignee: **Vorwerk & Co. Interholding GmbH,**
Wuppertal (DE)
(**) Term: **15 Years**
(21) Appl. No.: **29/662,615**
(22) Filed: **Sep. 6, 2018**
(30) **Foreign Application Priority Data**
Mar. 7, 2018 (EM) 004744415-0001
Mar. 7, 2018 (EM) 004744415-0002
(51) **LOC (12) Cl.** **07-01**
(52) **U.S. Cl.**
USPC **D7/584**
(58) **Field of Classification Search**
USPC D7/500, 587, 565, 560, 543, 584;
D30/130
CPC A47G 19/025; A47G 19/02
See application file for complete search history.

(56) **References Cited**
U.S. PATENT DOCUMENTS
D207,198 S * 3/1967 Robert D30/133
D259,625 S * 6/1981 Hamilton D9/428
D276,401 S * 11/1984 Daenen D7/602
D276,402 S * 11/1984 Daenen D7/602
D280,281 S * 8/1985 Conti D7/602
D353,083 S * 12/1994 Simon D3/316
D399,099 S * 10/1998 Cousins D7/615
D400,402 S * 11/1998 Petkovich, Jr. D7/549
D446,684 S * 8/2001 Price D7/509

D504,197 S * 4/2005 Huthmaker D30/129
D505,830 S * 6/2005 Smith D7/509
D514,385 S * 2/2006 Smith D7/509
D514,884 S * 2/2006 Smith D7/509
D568,686 S * 5/2008 Luft D7/543
D618,861 S * 6/2010 Bahnean D30/130
D627,198 S * 11/2010 Hull D7/500
D672,209 S * 12/2012 Lion D7/629
D672,618 S * 12/2012 Stamper D7/602
D684,430 S * 6/2013 Holding D7/555
D701,430 S * 3/2014 Hohnstein D7/553.8
D771,443 S * 11/2016 Griffin D7/505
D799,274 S * 10/2017 Hewitt D7/531
D800,501 S * 10/2017 Rummel D7/509
D830,124 S * 10/2018 Krivos D7/413
D836,397 S * 12/2018 Silsby A47J 19/022
D7/523
D839,678 S * 2/2019 Bruner D7/531
D845,076 S * 4/2019 Brownell D7/545
D847,577 S * 5/2019 Khan D7/523
D847,578 S * 5/2019 Khan D7/523
D847,579 S * 5/2019 Khan D7/523

(Continued)

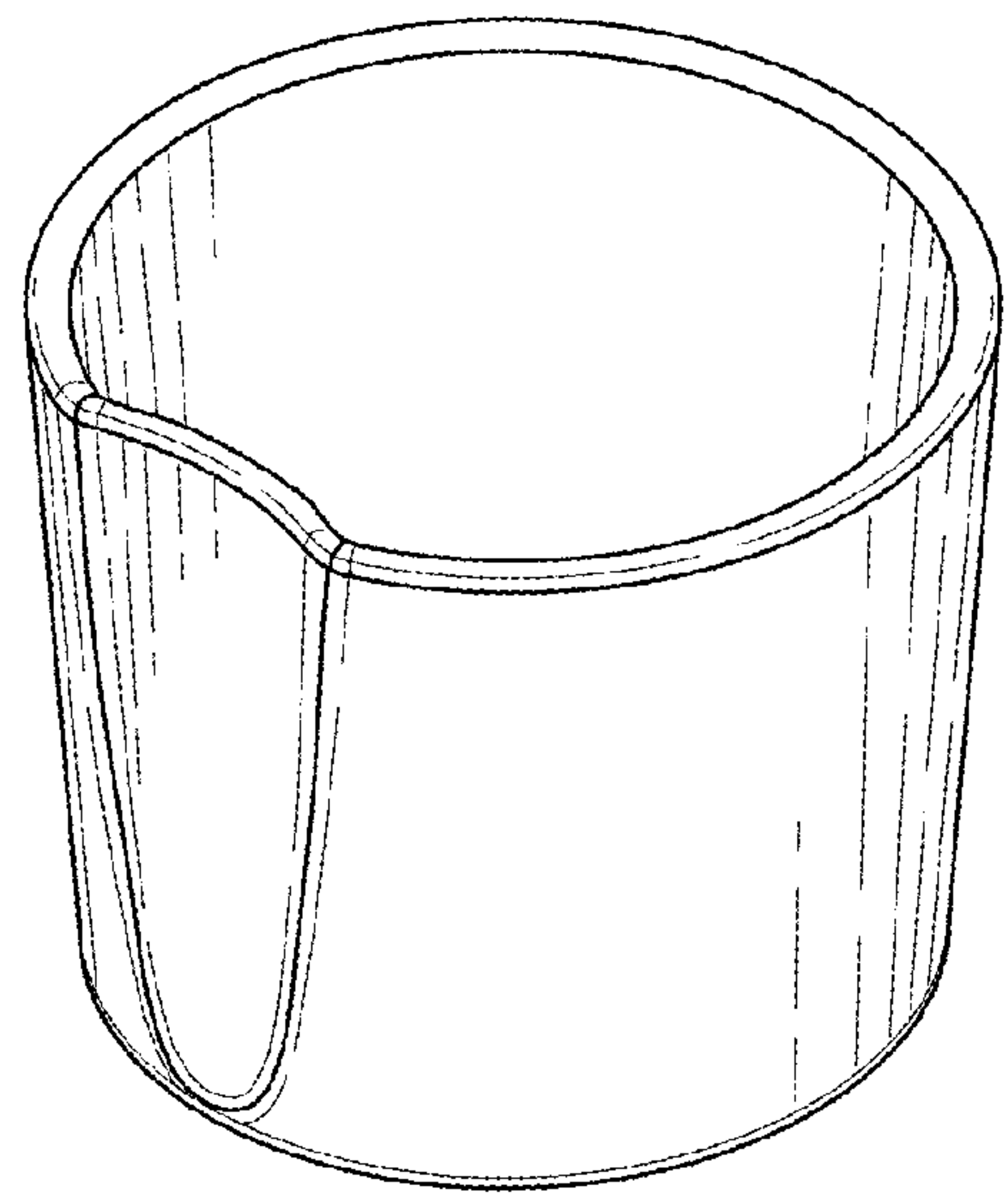
Primary Examiner — Cynthia R Underwood
(74) *Attorney, Agent, or Firm* — Stetina Brunda Garred
and Brucker

(57) **CLAIM**
The ornamental design for a bowl, as shown and described.

DESCRIPTION

FIG. 1 is a front perspective view of the bowl showing my new design;
FIG. 2 is a front view thereof;
FIG. 3 is a rear view of thereof;
FIG. 4 is a right side view thereof;
FIG. 5 is a left side view thereof;
FIG. 6 is a top view thereof; and,
FIG. 7 is a bottom view thereof.

1 Claim, 2 Drawing Sheets



(56)

References Cited

U.S. PATENT DOCUMENTS

D850,857 S * 6/2019 Bruner D7/531
2008/0011235 A1* 1/2008 Bahnean A01K 5/0114
119/61.5

* cited by examiner

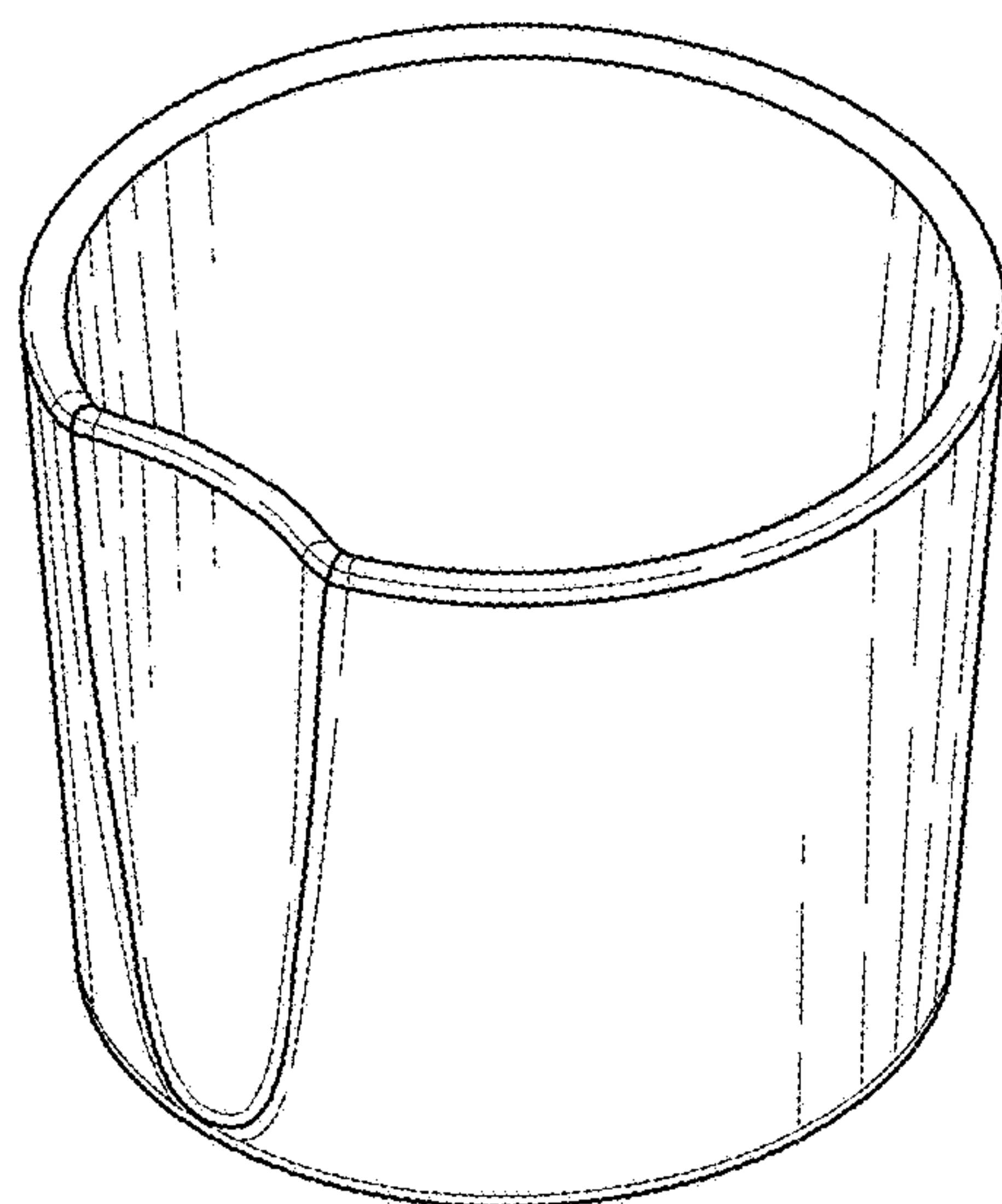


FIG. 1

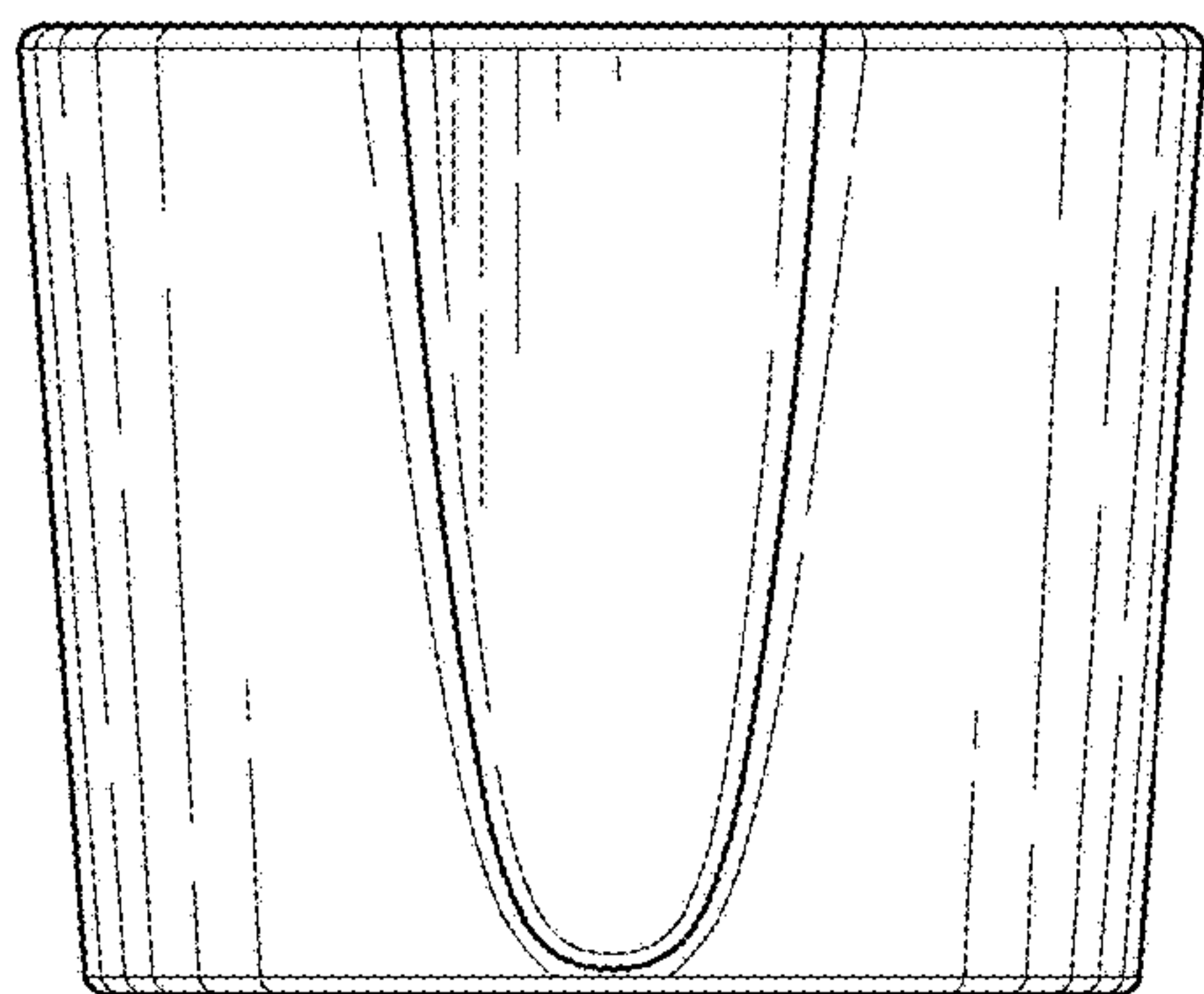


FIG. 2

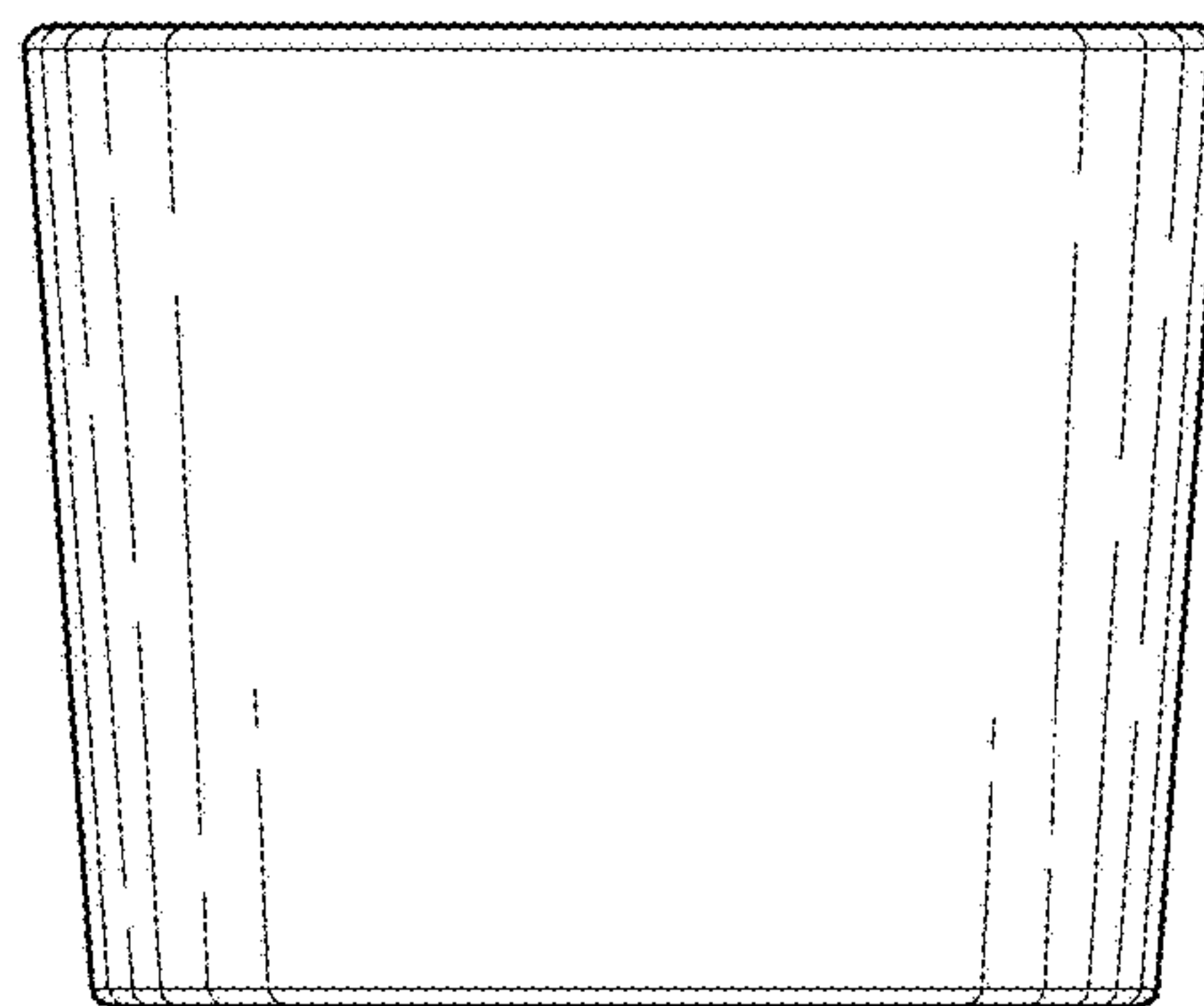


FIG. 3

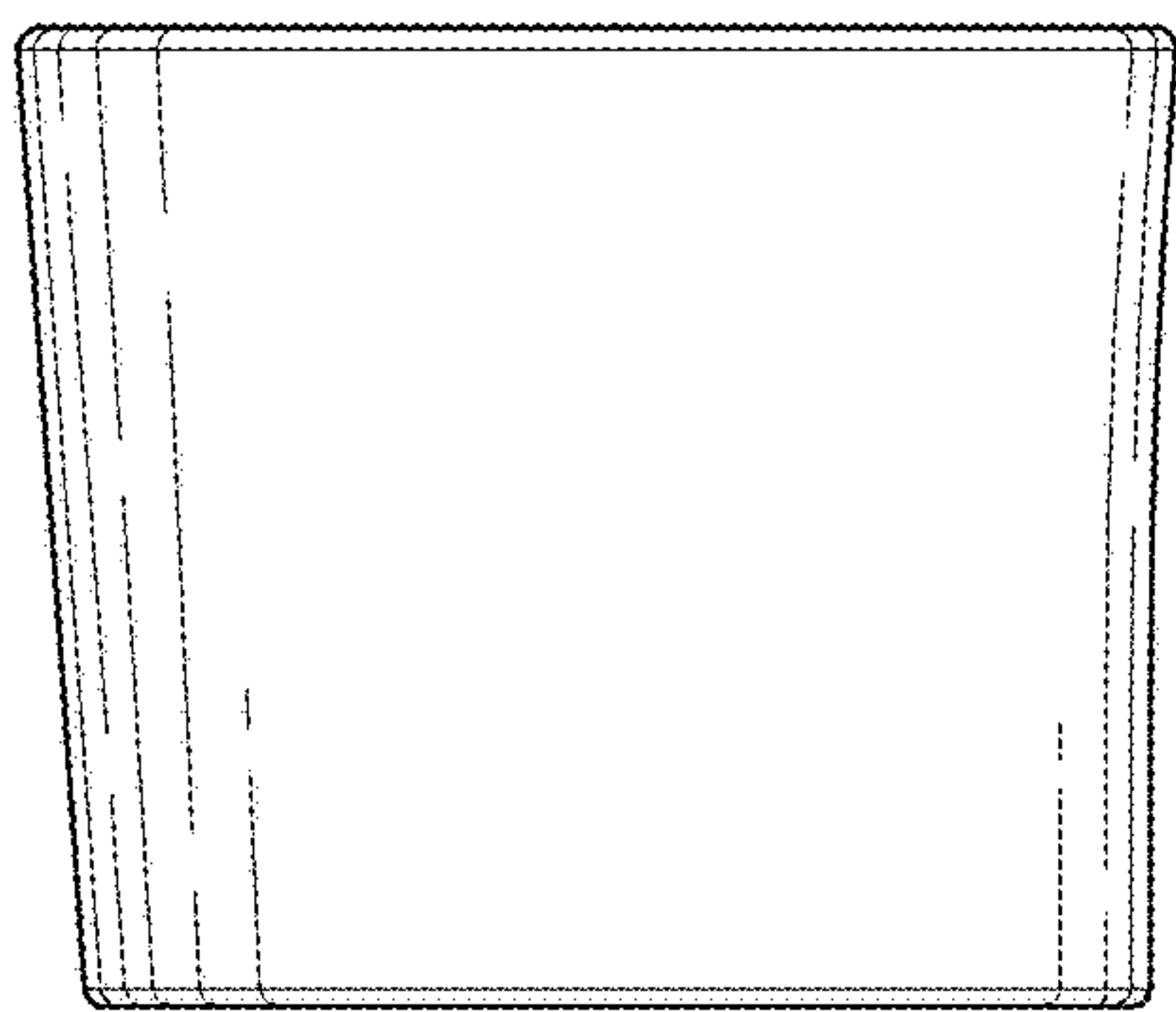


FIG. 4

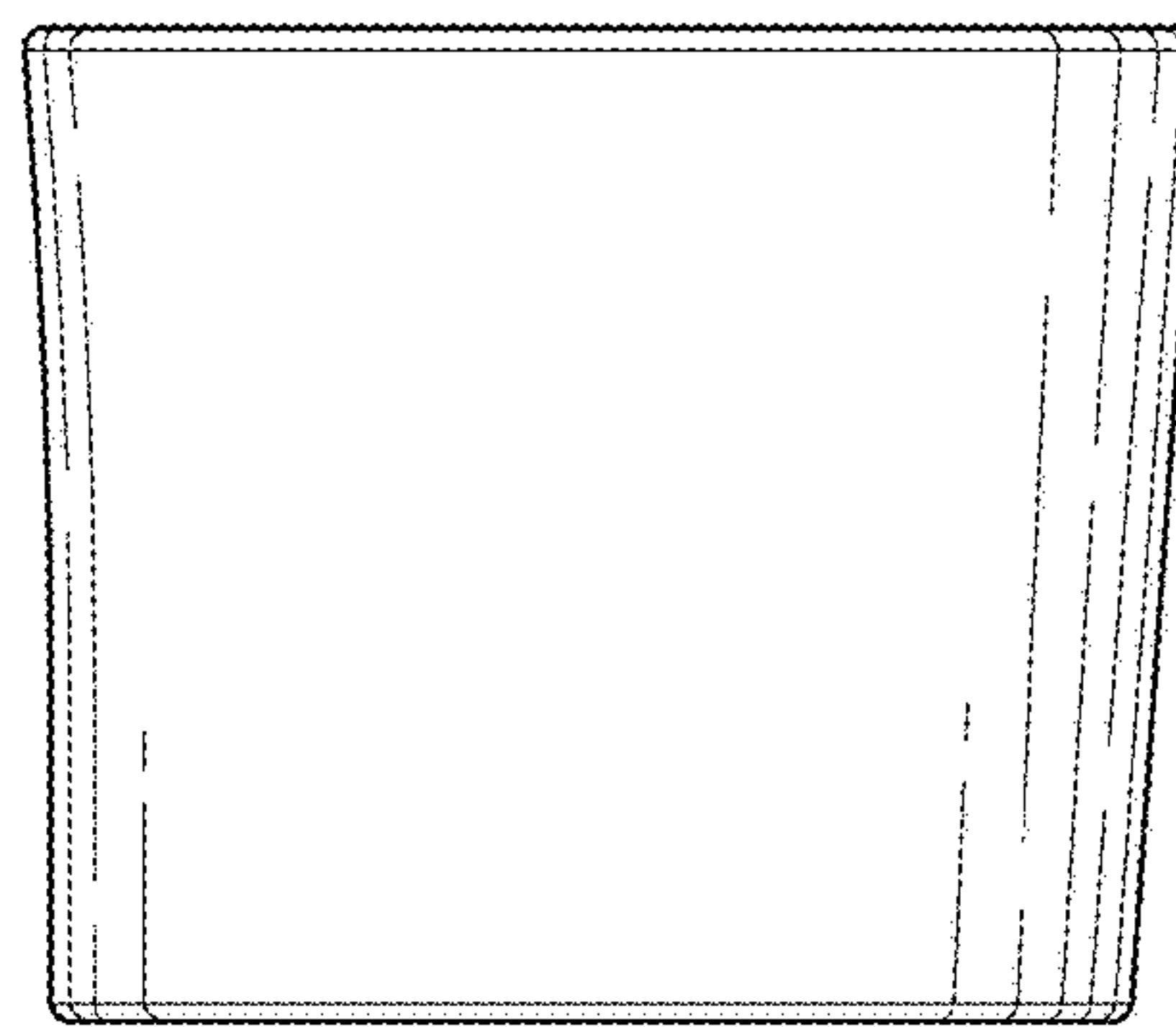


FIG. 5

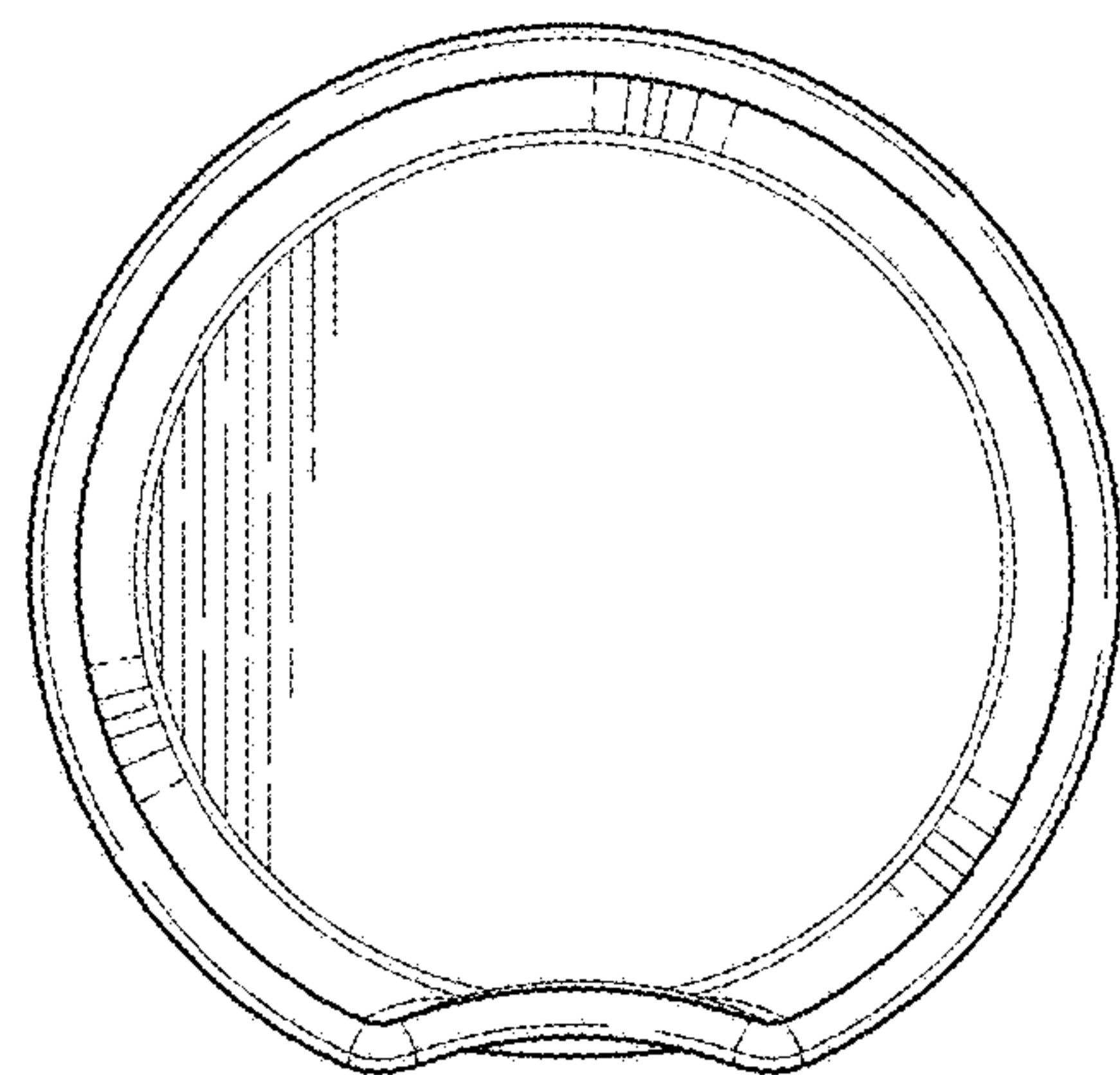


FIG. 6

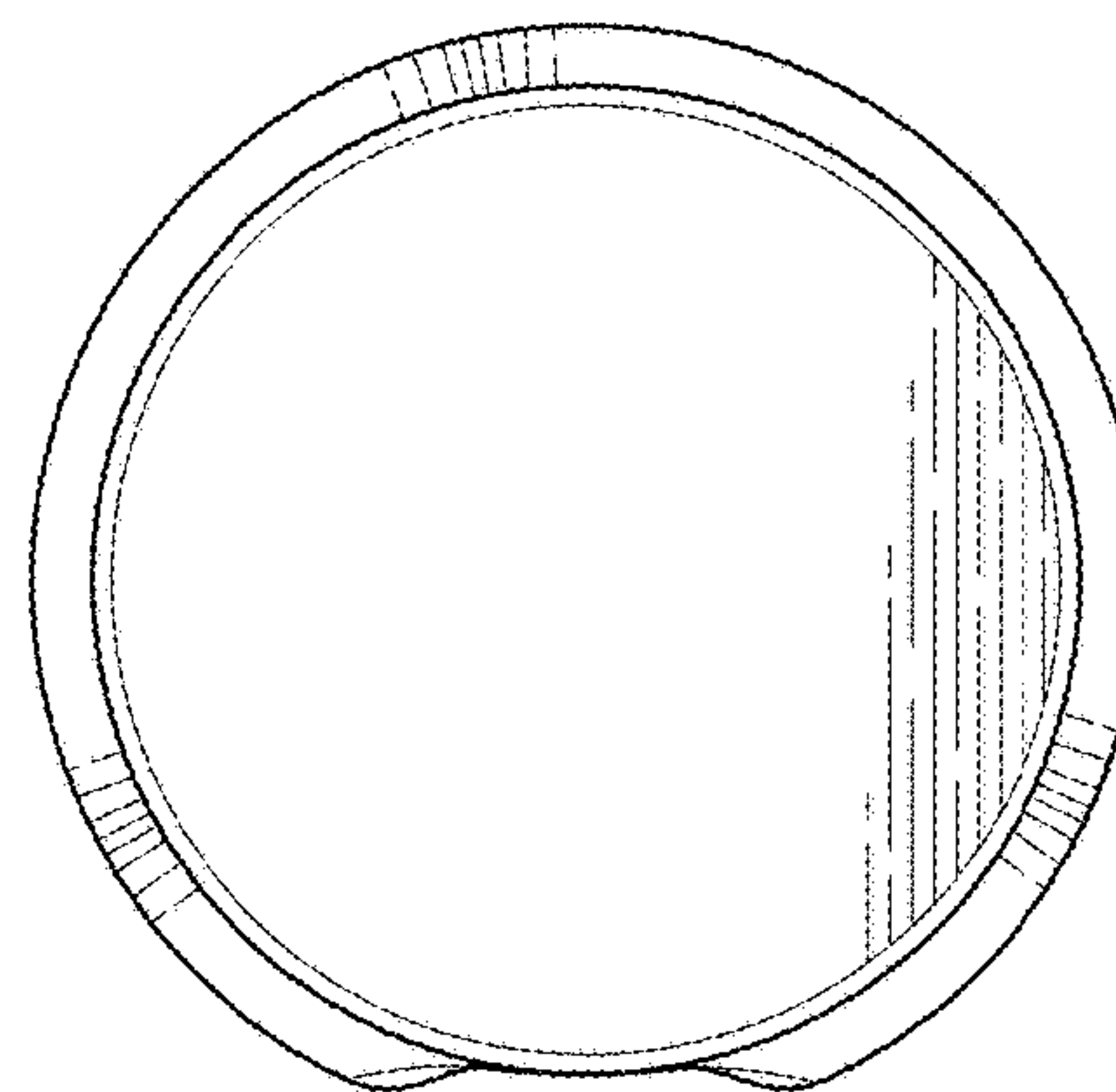


FIG. 7