

US00D864668S

(12) **United States Design Patent**
Bergeron et al.

(10) **Patent No.:** **US D864,668 S**

(45) **Date of Patent:** **** Oct. 29, 2019**

(54) **FOOD TRAY AND DISPLAY**

D673,392 S * 1/2013 Noppe D6/675.3
D684,276 S * 6/2013 Hudson D24/226
D695,134 S * 12/2013 Priebe D9/732

(71) Applicant: **Tekni-Plex, Inc.**, Wayne, PA (US)

(Continued)

(72) Inventors: **Mark A Bergeron**, Monroe, GA (US);
Babu Kuruvilla, Duluth, GA (US)

Primary Examiner — Kelley A Donnelly

(74) *Attorney, Agent, or Firm* — Polsinelli PC

(73) Assignee: **Tekni-Plex, Inc.**, Wayne, PA (US)

(57) **CLAIM**

(**) Term: **15 Years**

The ornamental design for a food tray and display, as shown and described.

(21) Appl. No.: **29/650,905**

DESCRIPTION

(22) Filed: **Jun. 11, 2018**

(51) **LOC (12) Cl.** **07-01**

(52) **U.S. Cl.**

USPC **D7/553.2**

(58) **Field of Classification Search**

USPC D7/550.1, 552.2, 553.1, 553.2, 553.5,
D7/554.3, 601-602, 397, 401.1; D9/415,
D9/418, 759-761

CPC B65D 1/243; B65D 2501/24019; B65D
2501/24165; B65D 11/18; B65D 85/30

See application file for complete search history.

FIG. 1 is a top, front, right side perspective view of a food tray and display according to a first embodiment of our new design;

FIG. 2 is a top plan view thereof;

FIG. 3 is a right side elevational view thereof, the left side view being a mirror image;

FIG. 4 is a front elevational view thereof, the rear view being a mirror image;

FIG. 5 is a bottom perspective view thereof;

FIG. 6 is a bottom plan view thereof;

FIG. 7 is a front perspective view thereof, shown with environment;

FIG. 8 is a top, front, right side perspective view of a food tray and display according to a second embodiment of our new design;

FIG. 9 is a top plan view the thereof

FIG. 10 is a right side elevational view thereof, the left side view being a mirror image;

FIG. 11 is a front elevational view thereof, the rear view being a mirror image;

FIG. 12 is a bottom perspective view thereof;

FIG. 13 is a bottom plan view thereof; and,

FIG. 14 is a front perspective view thereof, shown with environment.

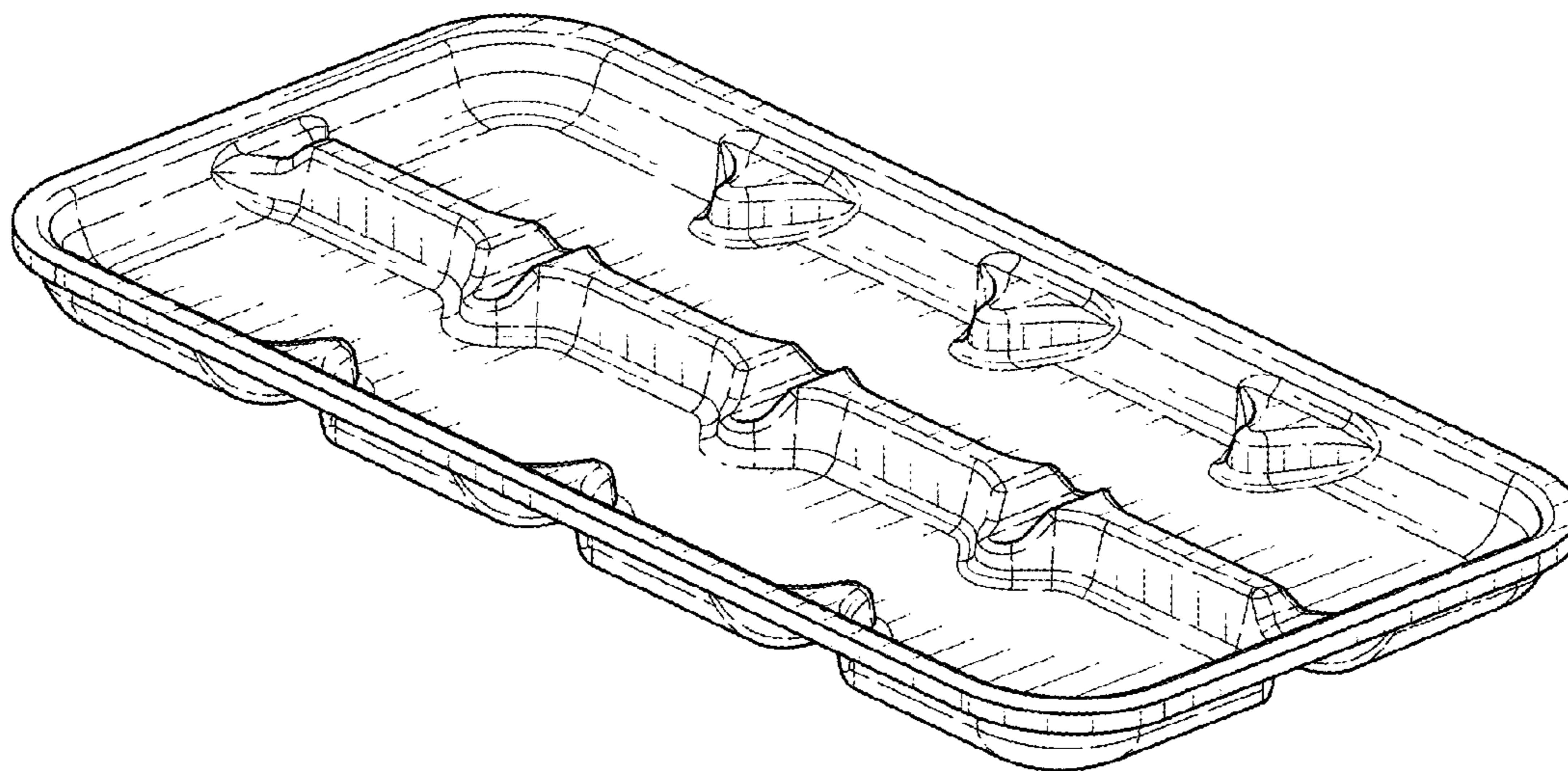
The features shown in broken lines in FIGS. 7 and 14 are used to show environment that form no part of the claimed design.

(56) **References Cited**

U.S. PATENT DOCUMENTS

3,508,930	A *	4/1970	Viesturs	B65D 81/025 426/119
D236,575	S *	9/1975	Vigue	D7/553.4
D331,008	S *	11/1992	Vigue	D7/553.3
5,335,814	A *	8/1994	Hepp	B65D 71/70 206/427
D351,661	S *	10/1994	Fischer	D24/176
D384,275	S *	9/1997	DuBois	D7/553.1
D438,100	S *	2/2001	Cekota	D9/755
D463,977	S *	10/2002	Castellanos	D9/425
D492,593	S *	7/2004	Dutton	D9/760
D514,452	S *	2/2006	Enriquez	D9/759
D592,077	S *	5/2009	Sipe	D9/420
D606,422	S *	12/2009	Schmidt	D3/313
D614,047	S *	4/2010	Landry	D9/755

1 Claim, 8 Drawing Sheets



(56)

References Cited

U.S. PATENT DOCUMENTS

D708,763 S * 7/2014 Smeja D24/229
D719,025 S 12/2014 Ramirez et al.
D729,550 S * 5/2015 Williams D6/675
D739,680 S * 9/2015 Smeja D24/230
D750,975 S * 3/2016 Prince D9/758
9,340,350 B2 * 5/2016 Kuruvilla B65D 85/32
9,382,056 B1 * 7/2016 Hanna B65D 81/28
D766,663 S * 9/2016 Bergeron D7/553.1
9,539,757 B2 1/2017 Ramirez et al.
D778,176 S * 2/2017 Long D9/757
D779,340 S * 2/2017 Liu D9/758
D786,021 S * 5/2017 Eby D7/553.6
D793,252 S * 8/2017 Prince D9/755
D798,740 S * 10/2017 Lee D9/758
D812,476 S 3/2018 Bergeron et al.
2013/0183412 A1 * 7/2013 Ramirez B65D 77/0413
426/119
2014/0197064 A1 * 7/2014 Prince B65B 5/068
206/501
2017/0275903 A1 * 9/2017 Gilpin E04G 15/00

* cited by examiner

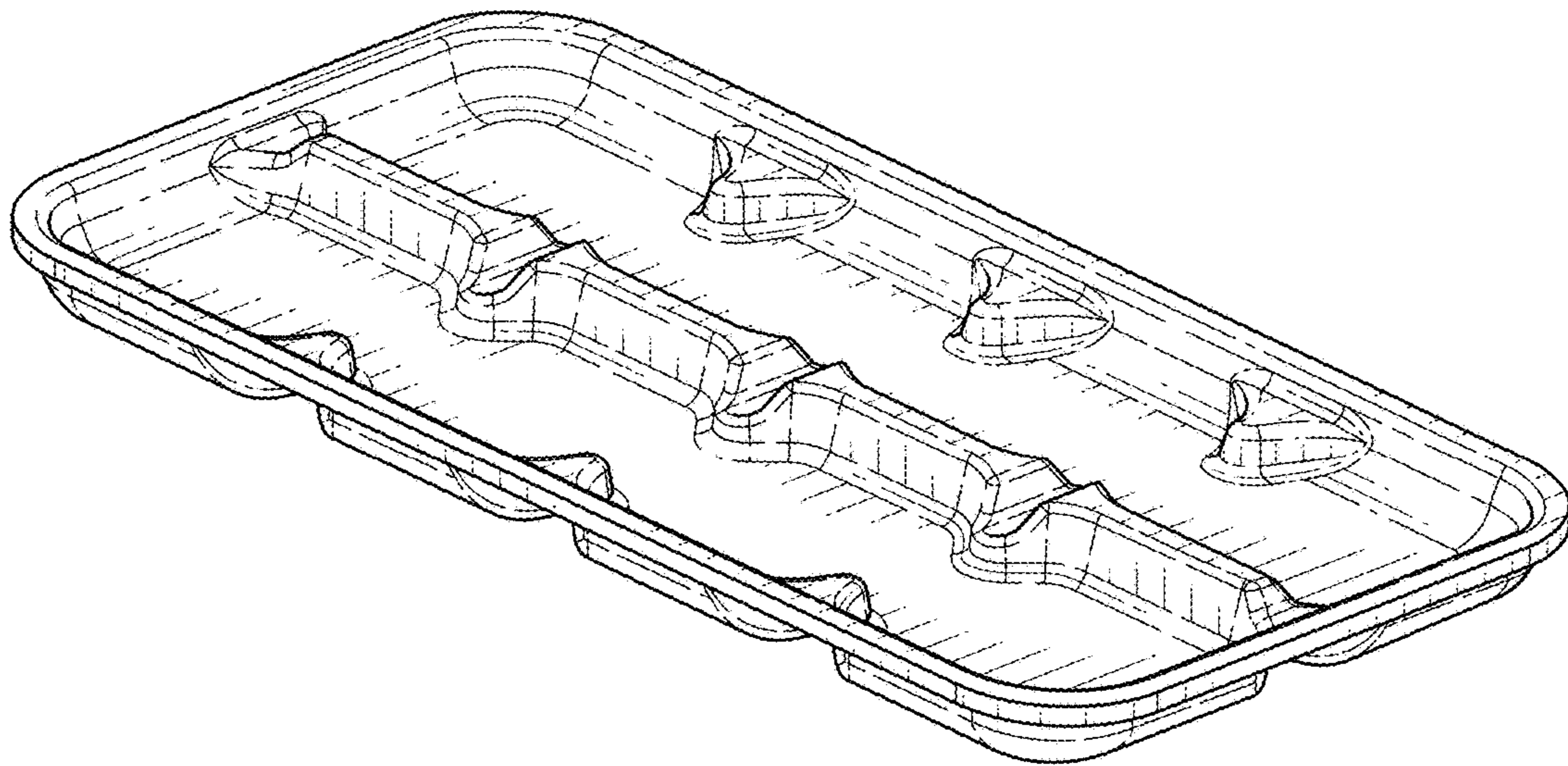


FIG. 1

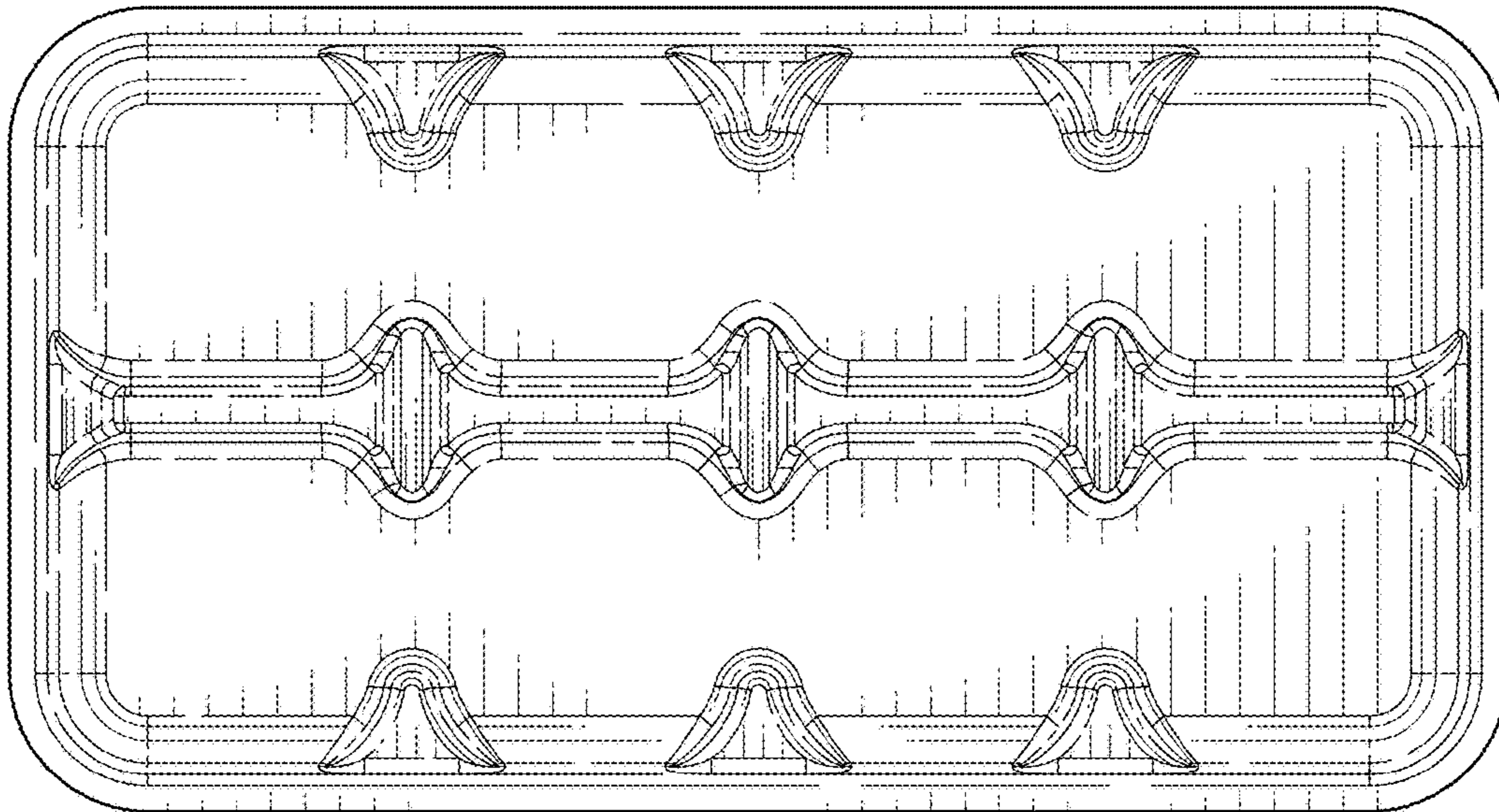


FIG. 2

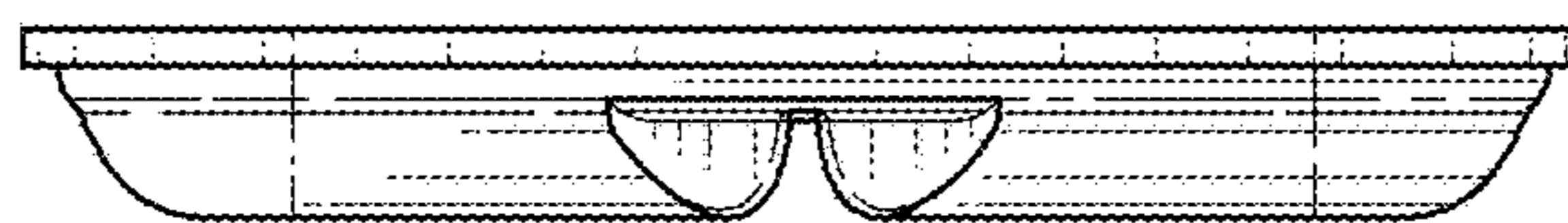


FIG. 3




FIG. 4

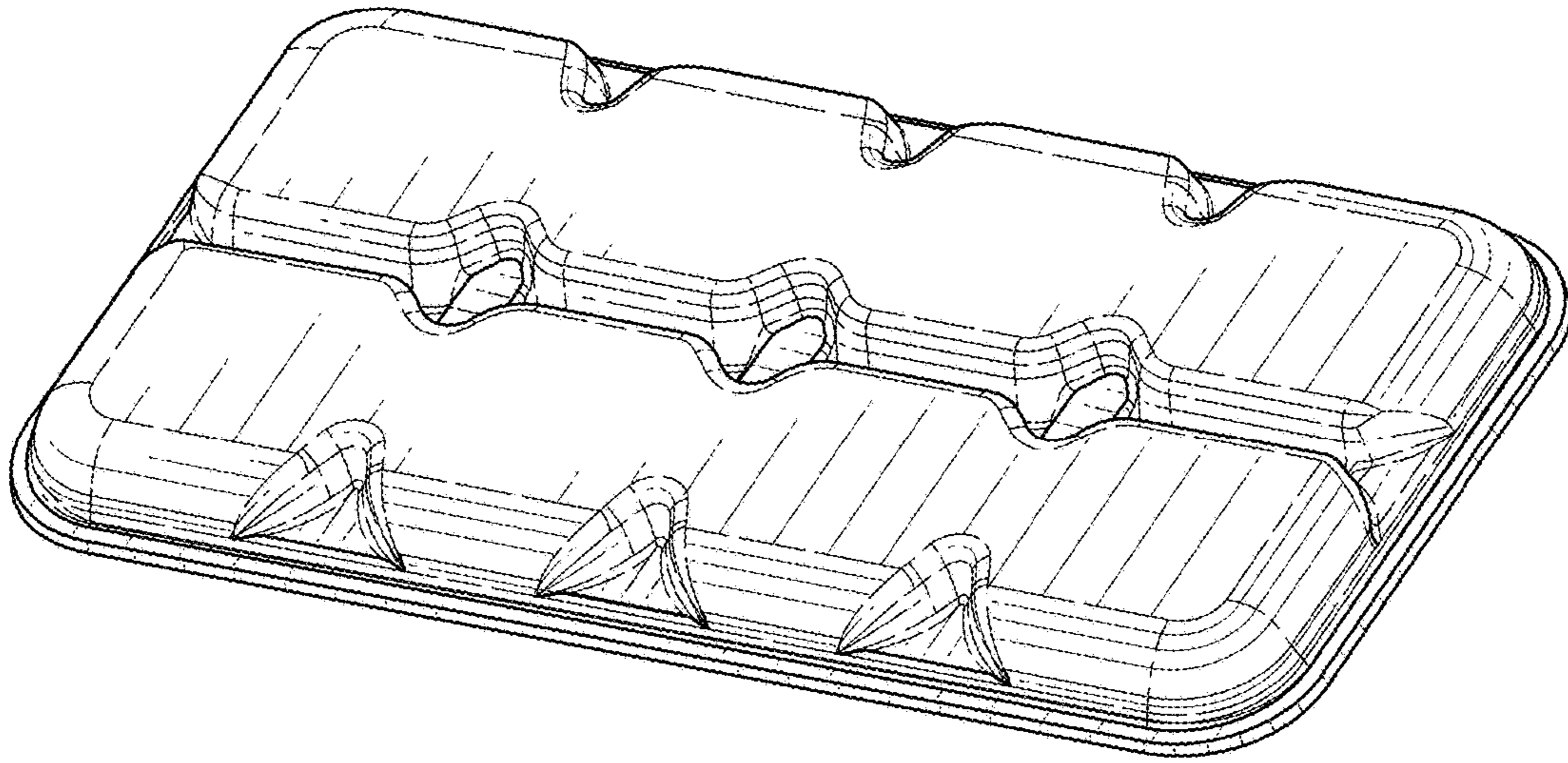


FIG. 5

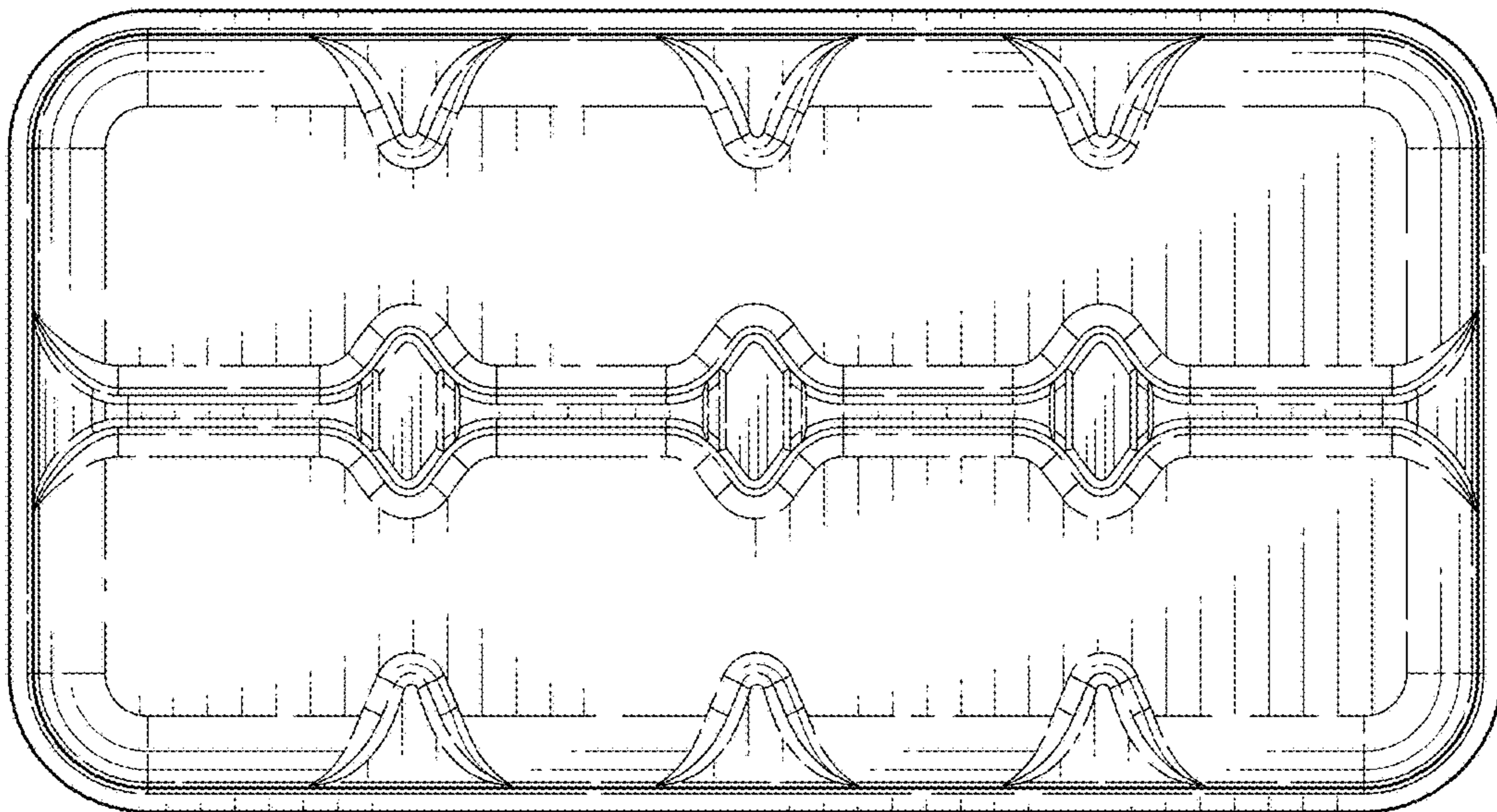


FIG. 6

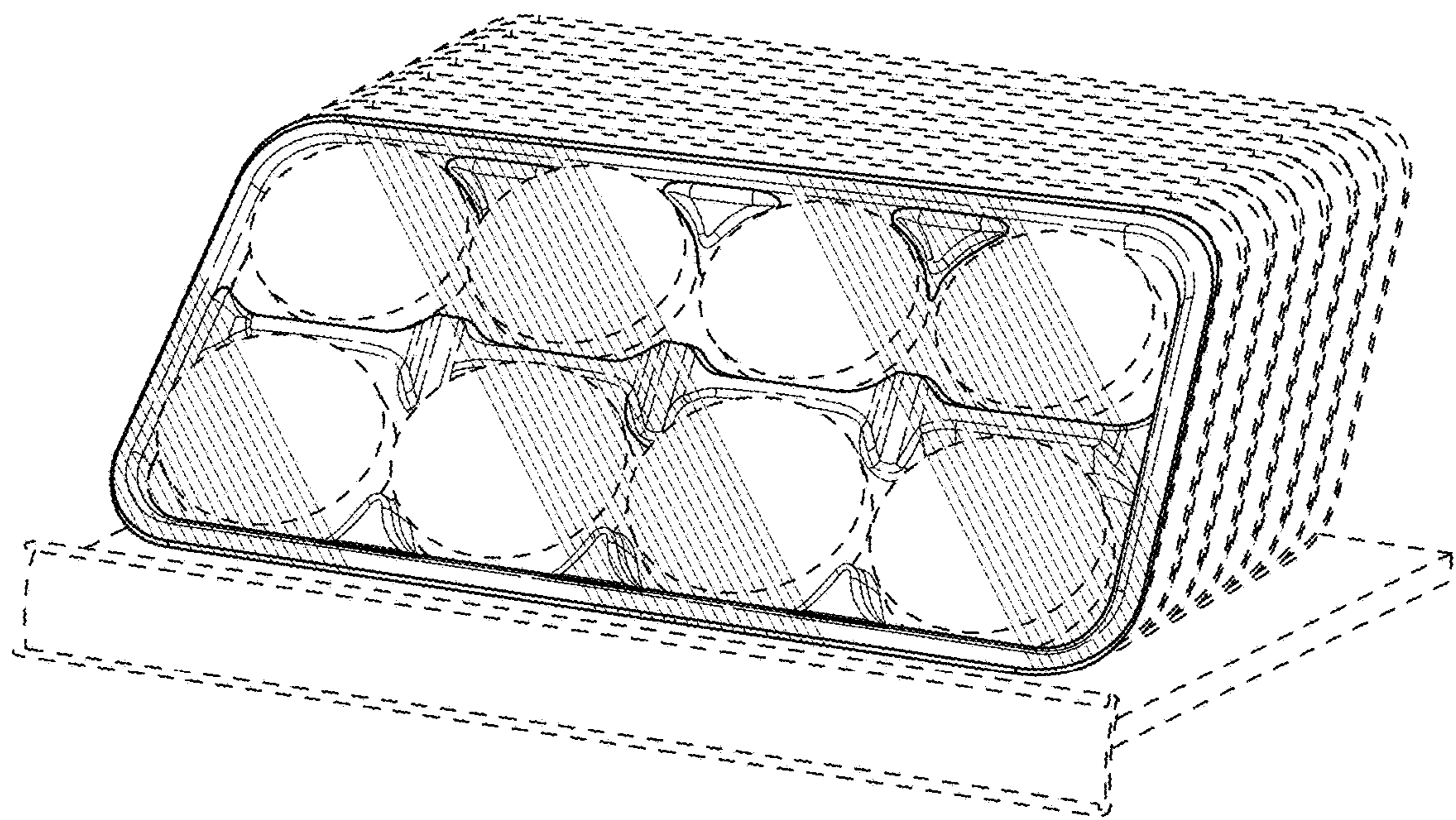


FIG. 7

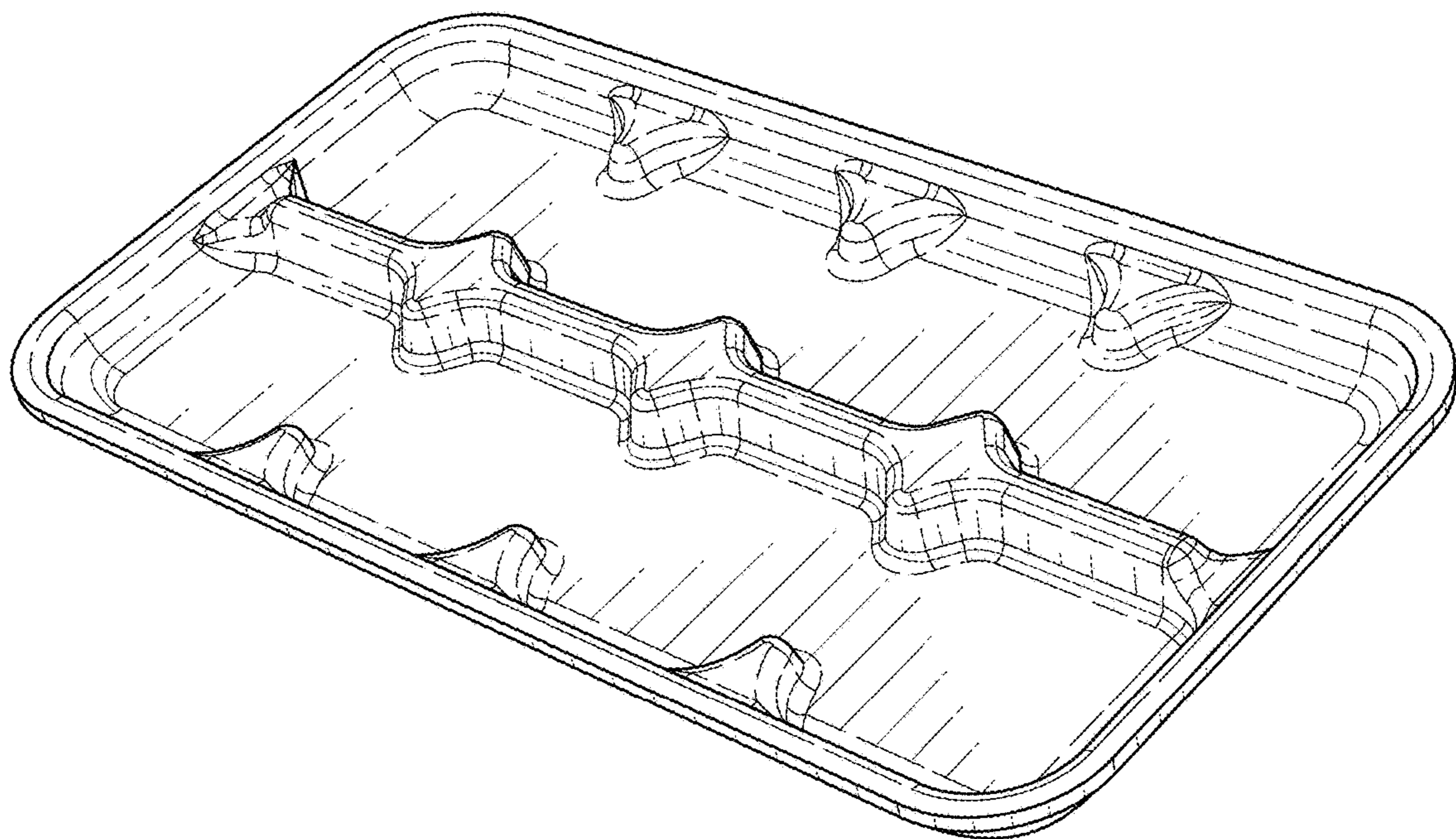


FIG. 8

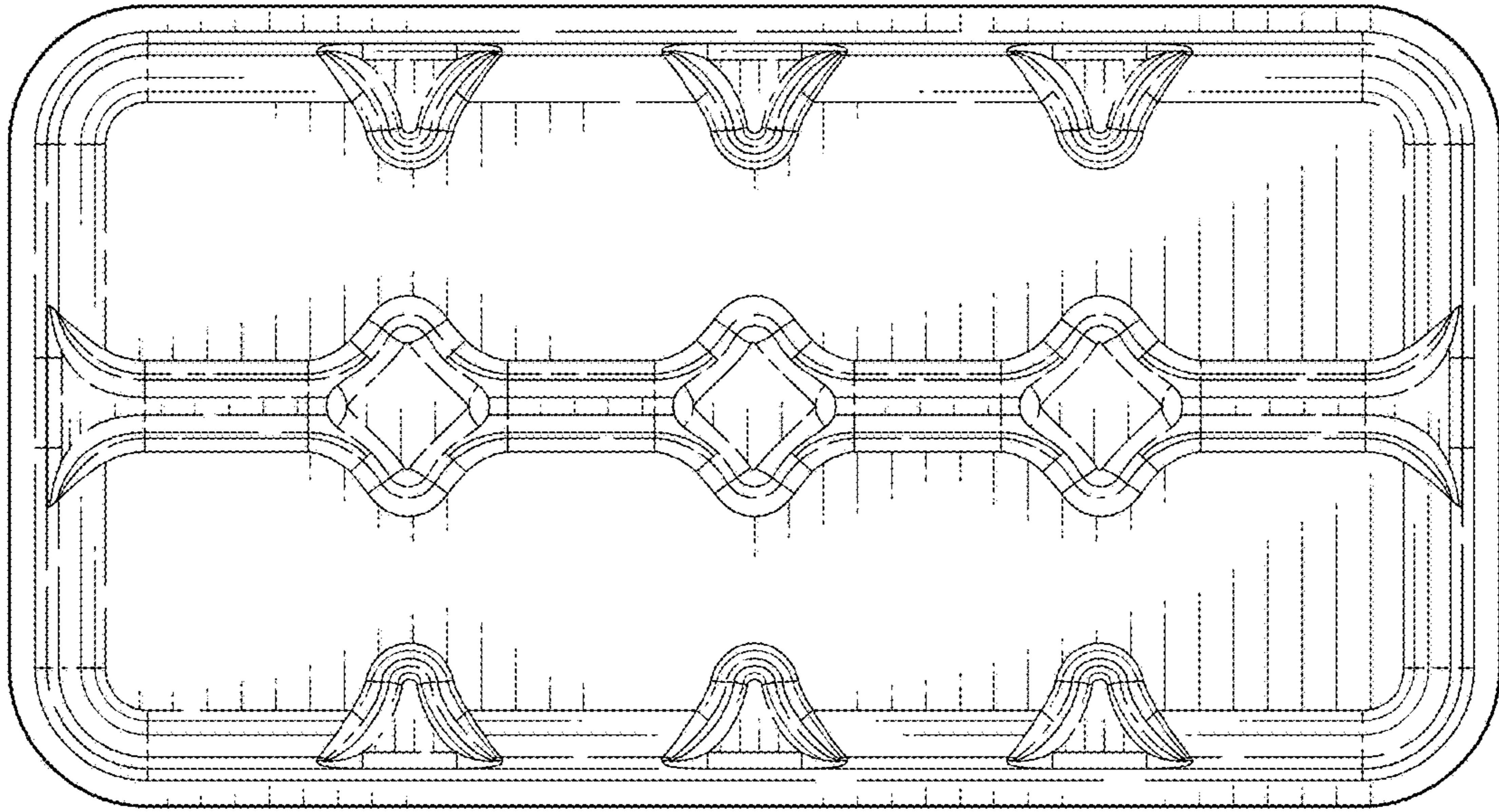


FIG. 9




FIG. 10



FIG. 11

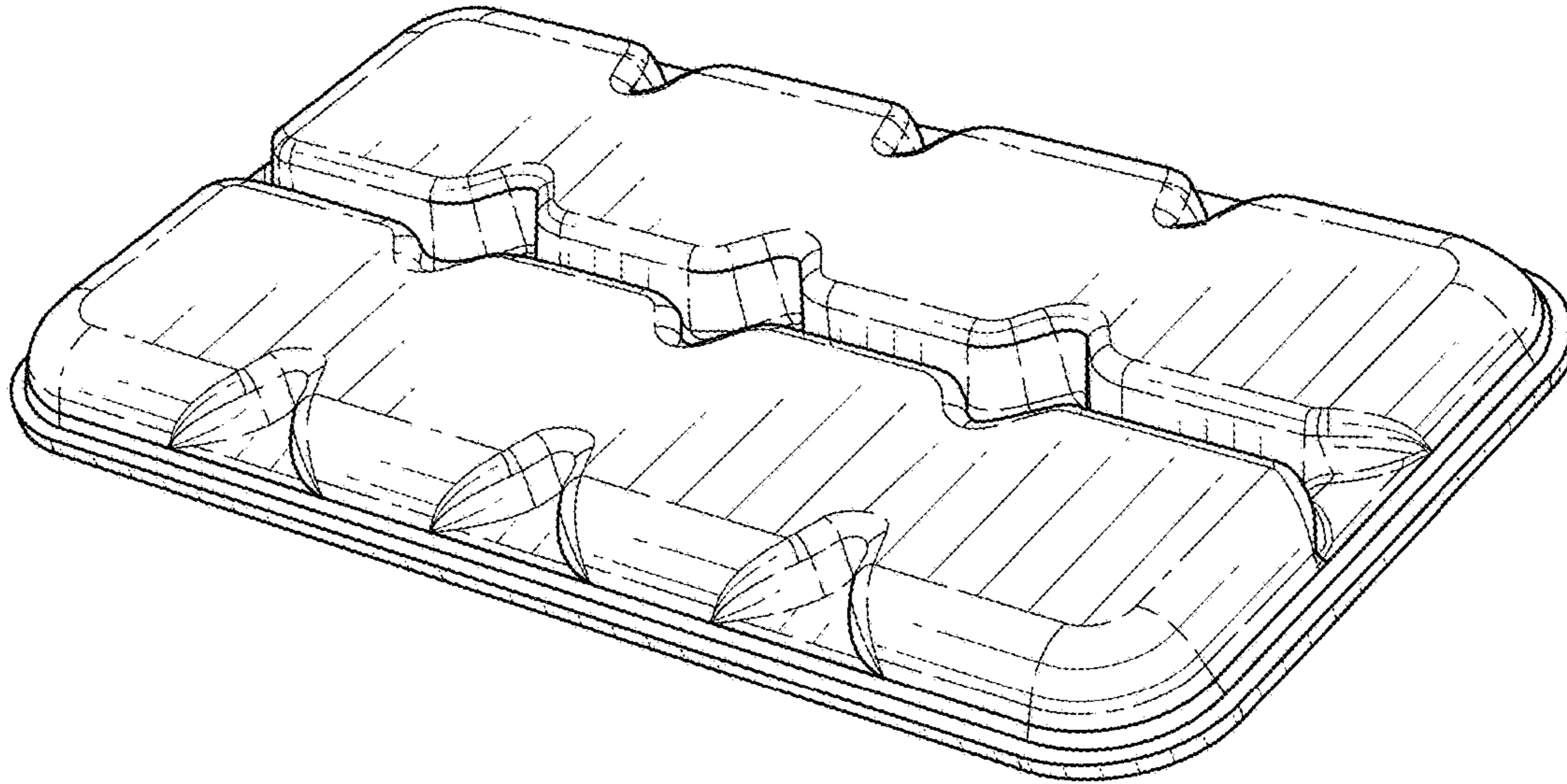


FIG. 12




FIG. 13

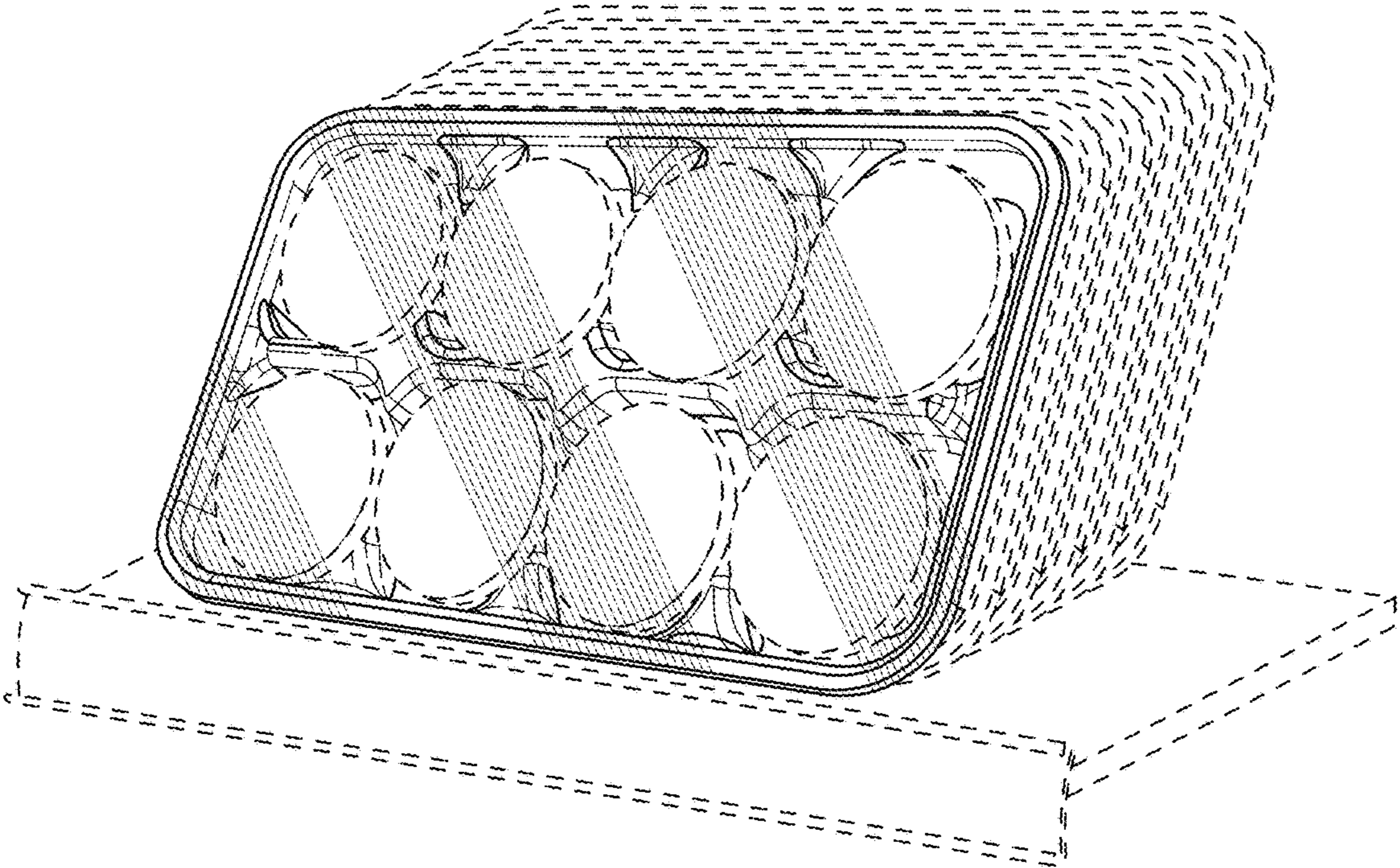


FIG. 14