

US00D864666S

(12) **United States Design Patent** (10) **Patent No.:** **US D864,666 S**  
**Franco** (45) **Date of Patent:** **\*\* Oct. 29, 2019**

(54) **SHOT GLASS**

(71) Applicant: **Abraham Franco**, North Miami, FL  
(US)

(72) Inventor: **Abraham Franco**, North Miami, FL  
(US)

(\*\*) Term: **15 Years**

(21) Appl. No.: **29/657,018**

(22) Filed: **Jul. 18, 2018**

(51) **LOC (12) Cl.** ..... **07-01**

(52) **U.S. Cl.**  
USPC ..... **D7/515**

(58) **Field of Classification Search**

USPC ..... D7/507, 413, 509, 510, 511, 529, 530,  
D7/531, 536, 300.1, 591, 584, 586, 387,  
D7/361, 619.1, 602, 523, 532; D10/46.2;  
D9/425, 905, 503, 504, 738, 547, 648,  
D9/649, 658; 220/592.2

CPC ..... A47G 19/22; A47G 19/2288; A47G  
19/2211; A47G 19/2222; A47G 19/2227;  
A47G 19/2205; A47G 19/2266; A47G  
19/12; A47G 23/00; A47G 23/03; A47J  
41/02; A47J 43/27; A47J 41/0077; A47J  
41/0088; A47J 41/028; B65D 47/066;  
B65D 81/3869

See application file for complete search history.

(56) **References Cited**

U.S. PATENT DOCUMENTS

D265,866 S \* 8/1982 Levin ..... D11/149  
D313,479 S \* 1/1991 Goldberg ..... D26/16

D417,368 S \* 12/1999 O'Neill ..... D7/606  
D488,674 S \* 4/2004 O'Neill ..... D7/515  
D504,350 S \* 4/2005 Bjorklund ..... D11/149  
D544,305 S \* 6/2007 Allingham ..... D7/515  
D571,612 S \* 6/2008 Wood ..... D7/515  
D654,318 S \* 2/2012 O'Neill ..... D11/149  
D658,345 S \* 4/2012 Kwok ..... D19/85  
D665,236 S \* 8/2012 Zemel ..... D7/675  
D730,672 S \* 6/2015 Darling ..... D7/302  
D744,282 S \* 12/2015 Conselman ..... D7/514  
D759,433 S \* 6/2016 Conselman ..... D7/514  
D800,013 S \* 10/2017 Cabeza ..... D11/143

\* cited by examiner

*Primary Examiner* — Marianne N Pandozzi

(74) *Attorney, Agent, or Firm* — Malloy & Malloy, P.L.

(57) **CLAIM**

The ornamental design for a shot glass, as shown and described.

**DESCRIPTION**

FIG. 1 is a front perspective view of a shot glass showing my new design;  
FIG. 2 is another perspective view thereof;  
FIG. 3 is a rear perspective view thereof;  
FIG. 4 is another perspective view thereof;  
FIG. 5 is a top plan view thereof;  
FIG. 6 is a bottom plan view thereof.  
FIG. 7 is a left side perspective view thereof; and,  
FIG. 8 is a right side perspective view thereof.

**1 Claim, 8 Drawing Sheets**

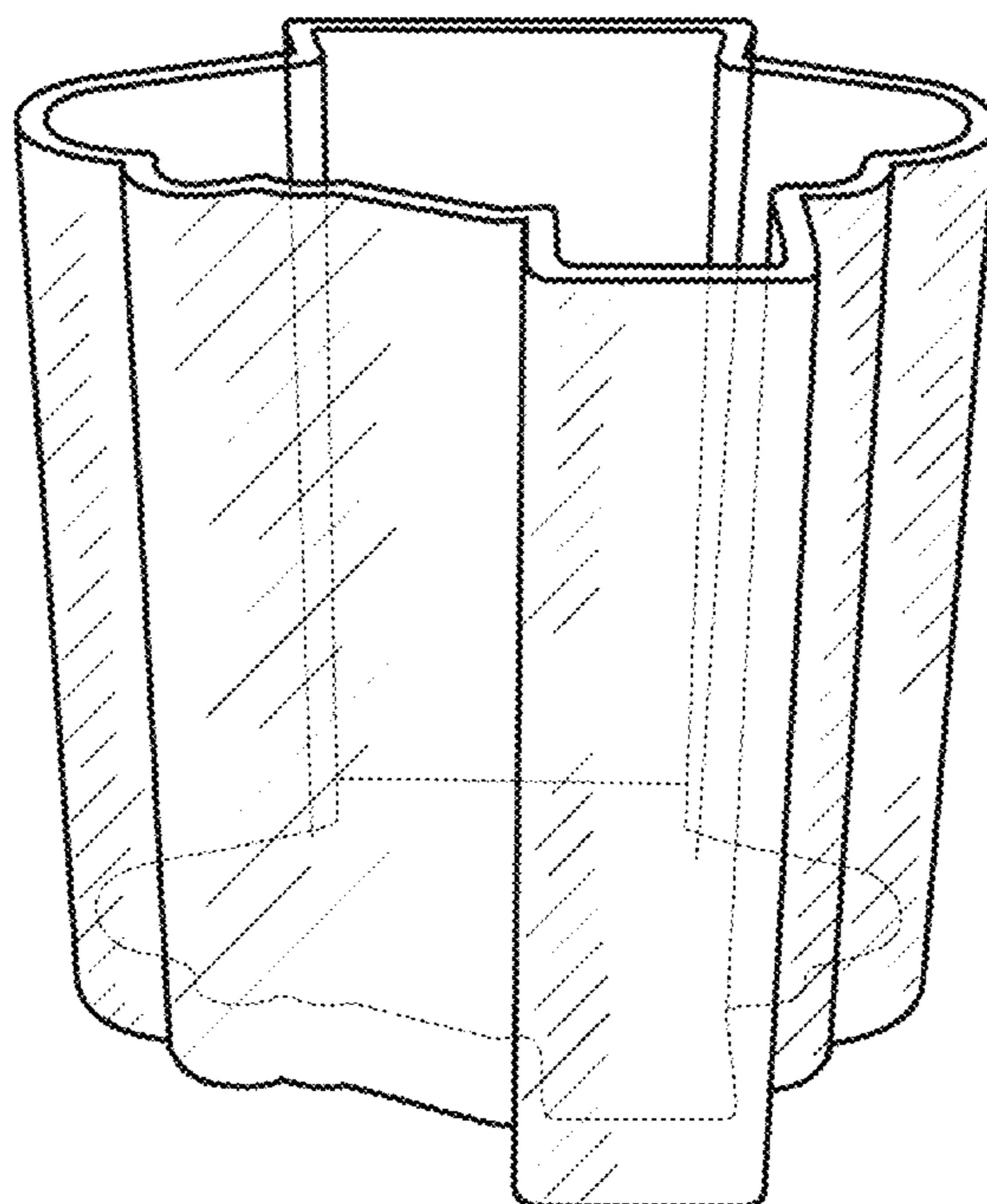


Fig. 1

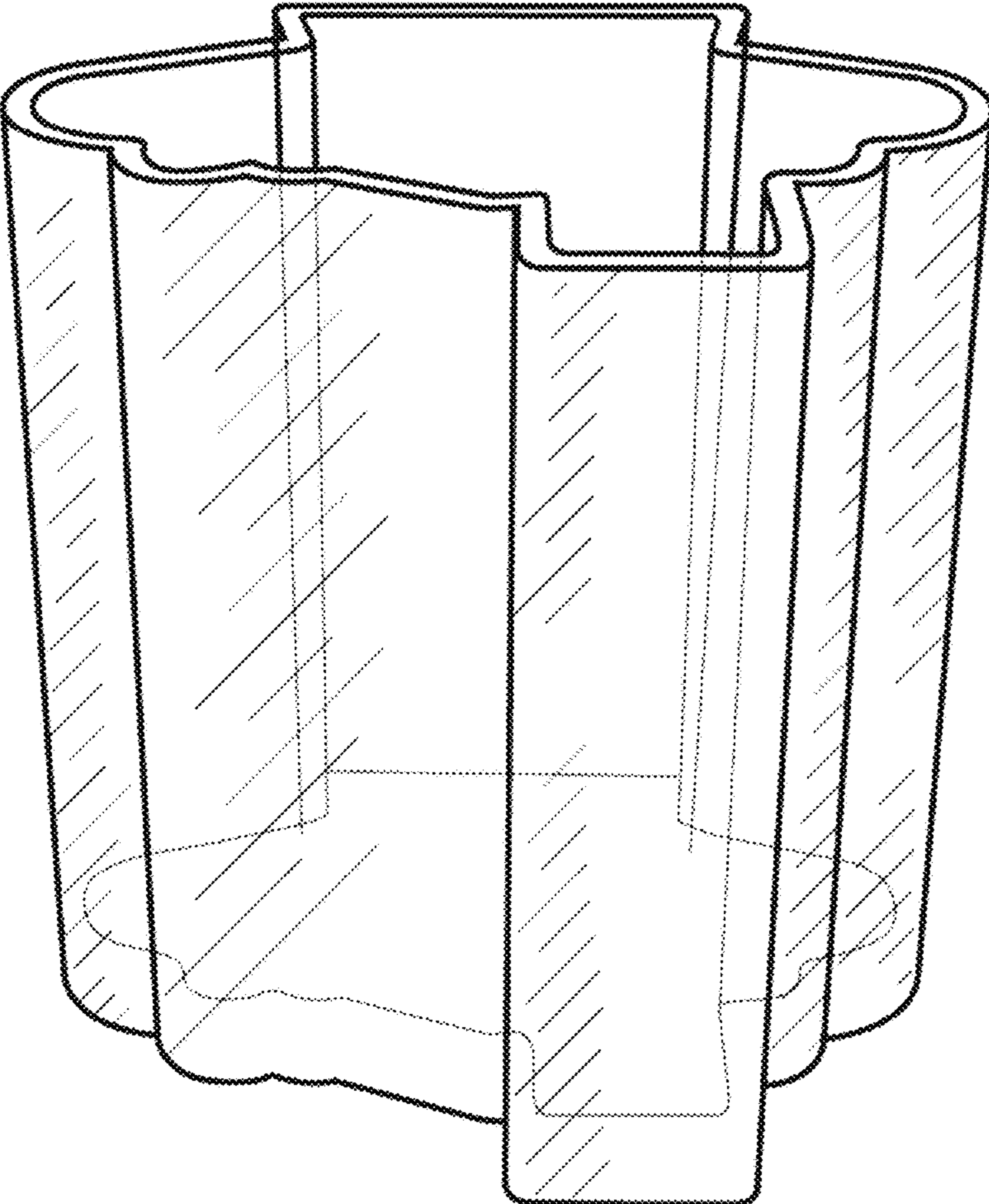


Fig. 2




Fig. 3





Fig. 4



**Fig. 5**

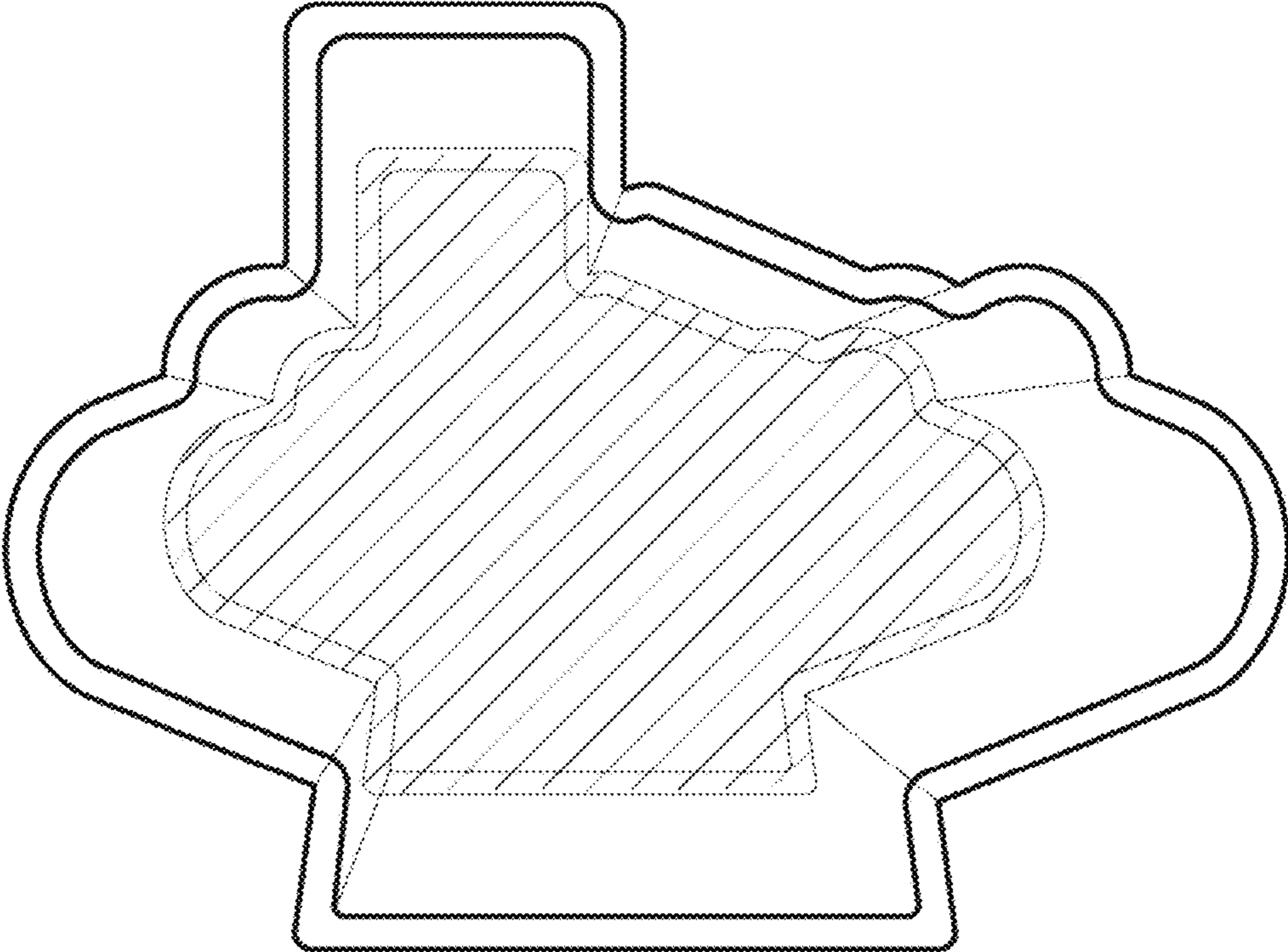



Fig. 6



**Fig. 7**






Fig. 8

