



US00D864628S

(12) **United States Design Patent**
Pinchuk

(10) **Patent No.:** **US D864,628 S**

(45) **Date of Patent:** **** Oct. 29, 2019**

(54) **HOLDER FOR DRINKING VESSELS**

(71) Applicant: **Leonard Pinchuk**, Miami, FL (US)

(72) Inventor: **Leonard Pinchuk**, Miami, FL (US)

(**) Term: **15 Years**

(21) Appl. No.: **29/637,924**

(22) Filed: **Feb. 22, 2018**

(51) **LOC (12) Cl.** **06-06**

(52) **U.S. Cl.**
USPC **D6/682.2**

(58) **Field of Classification Search**
USPC D9/761, 715–716; D7/509–513, 550.1,
D7/543, 602; D6/682, 682.1, 682.2
CPC A47G 7/002; A47G 23/0641; A47G
23/0316; B65D 5/20; B65D 5/2009;
B65D 5/42; B65D 5/22
See application file for complete search history.

(56) **References Cited**

U.S. PATENT DOCUMENTS

- 3,908,877 A * 9/1975 Kosisky A47G 23/0208
206/459.5
- D292,161 S * 10/1987 Spolter D7/553.6
- D293,190 S * 12/1987 Flanagan, Sr. D7/553.1
- D308,461 S * 6/1990 Hosea A47G 19/06
D7/507
- D339,507 S * 9/1993 Ancona D7/553.4
- D342,421 S * 12/1993 DuBow D7/708
- D440,832 S * 4/2001 Goldsborough D11/152
- D524,108 S * 7/2006 Price D7/553.4
- D563,726 S * 3/2008 Fraser D7/553.1
- D588,407 S * 3/2009 Martinez D7/505
- D623,478 S * 9/2010 Hayashi D7/551.1
- D634,585 S * 3/2011 Vaehsen D7/554.2
- D706,583 S * 6/2014 Clark D7/554.2
- D712,204 S * 9/2014 Hatcher D7/553.5
- D731,249 S * 6/2015 Keeth D7/554.2
- D734,099 S * 7/2015 Fissell D7/553.8

- D737,104 S * 8/2015 Sobotka D7/554.2
- D740,134 S * 10/2015 Brinda D9/456
- D762,404 S * 8/2016 Williams D6/682.2
- D770,870 S * 11/2016 Nash D7/551.1
- D774,360 S * 12/2016 Piccinini D7/554.2
- D779,887 S * 2/2017 Alleyne D7/553.8
- D789,756 S 6/2017 MacDonald
- 9,839,311 B2 * 12/2017 Shames A47G 23/0641
- D835,467 S * 12/2018 Dolinsky D7/553.6
- 2005/0017134 A1 * 1/2005 Hooper A47G 23/0208
248/103
- 2010/0209662 A1 8/2010 Slade et al.

FOREIGN PATENT DOCUMENTS

WO WO2016/160565 A1 10/2016

* cited by examiner

Primary Examiner — Kelley A Donnelly

(74) *Attorney, Agent, or Firm* — Gordon & Jacobson, P.C.

(57) **CLAIM**

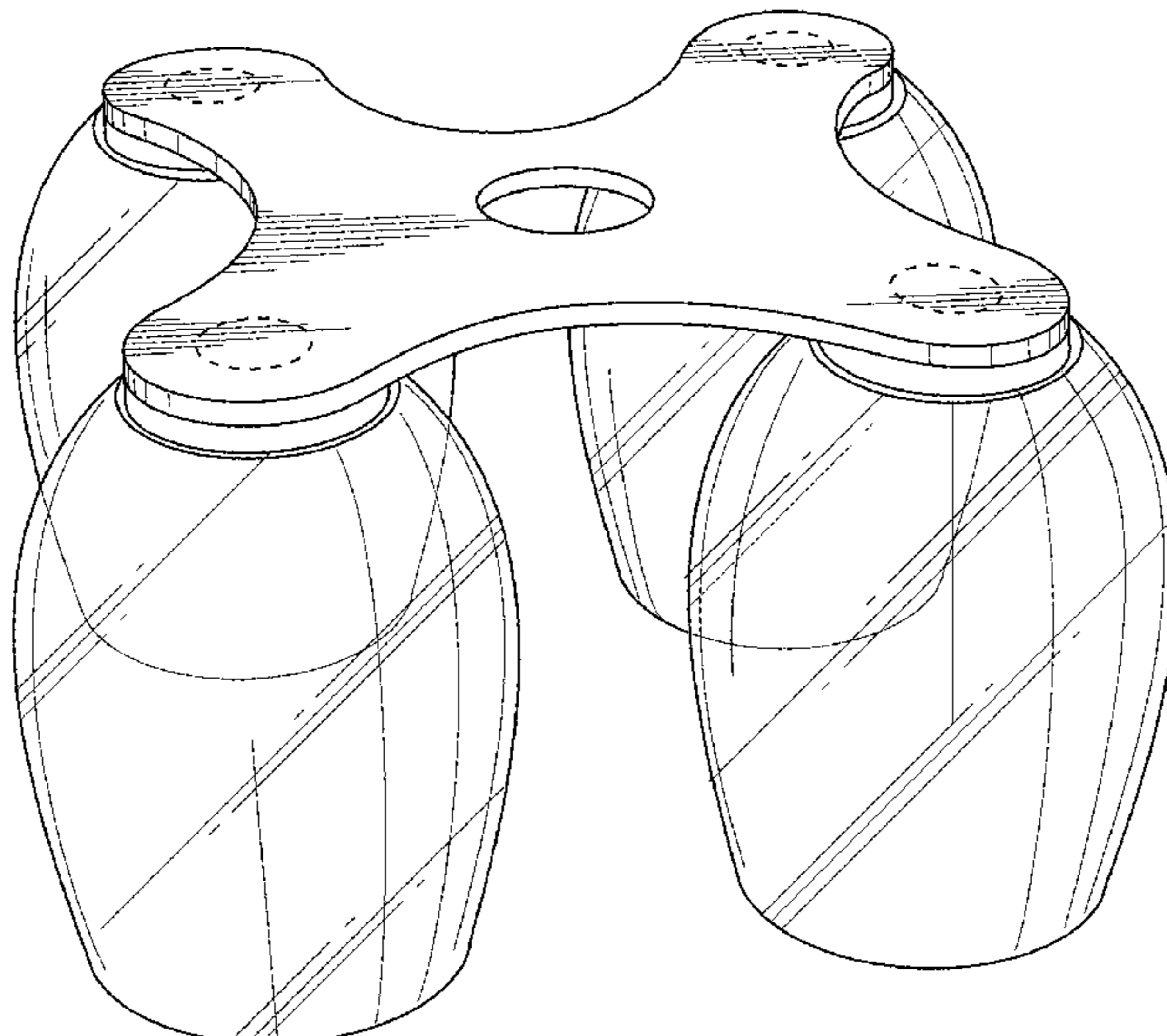
The ornamental design for a holder for drinking vessels, as shown and described.

DESCRIPTION

FIG. 1 is a perspective view of the holder for drinking vessels of Embodiment 1 showing my new design; FIG. 2 is a front elevational view thereof; FIG. 3 is a bottom plan view thereof; FIG. 4 is a top plan view thereof; FIG. 5 is a perspective view of the holder for drinking vessels of Embodiment 2 showing my new design; FIG. 6 is a front elevational view thereof; and, FIG. 7 is a top plan view thereof, the bottom view being identical.

The broken lines are for the purpose of illustrating portions of the holder for drinking vessels and form no part of the claimed design.

1 Claim, 7 Drawing Sheets



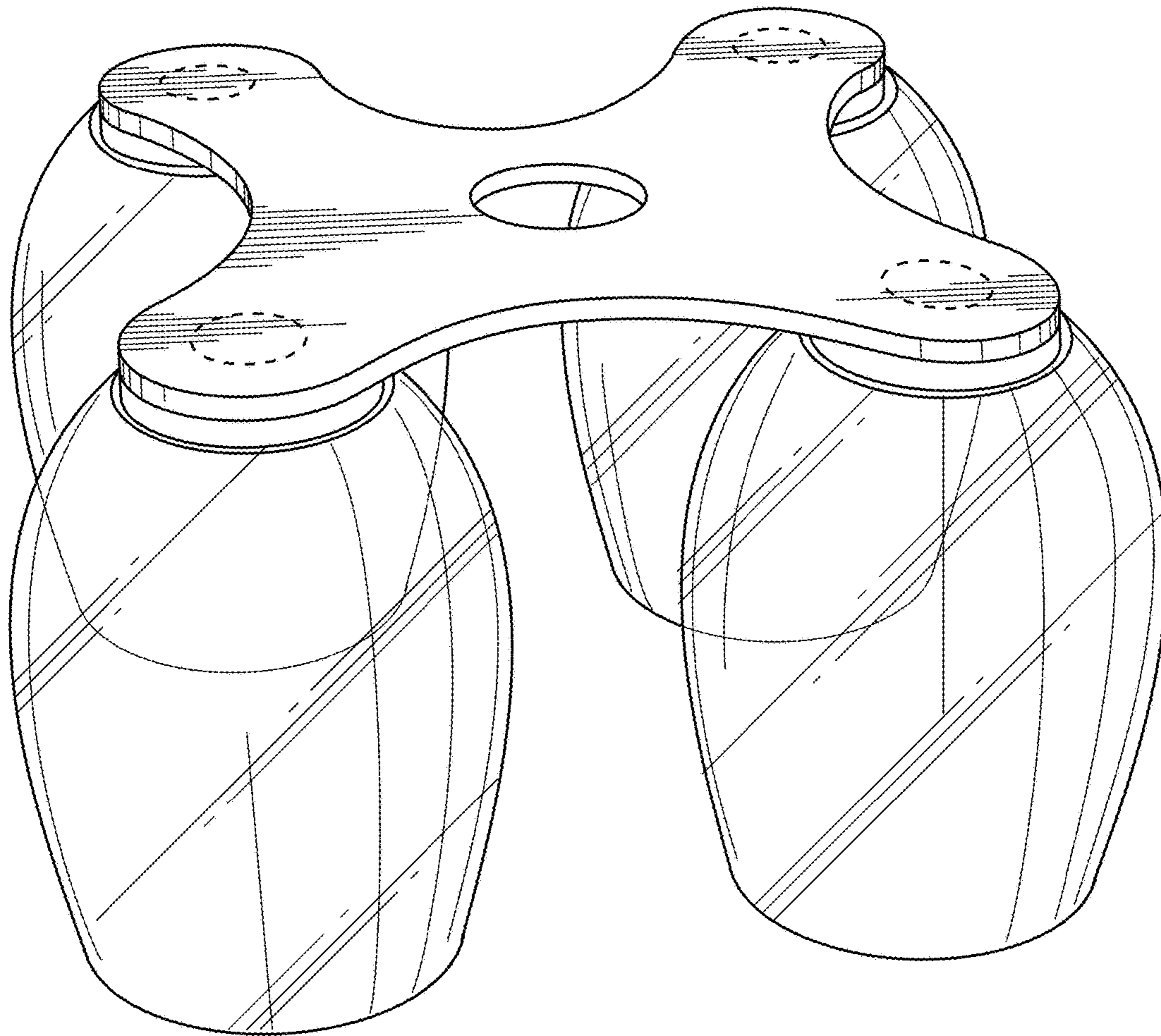


Fig. 1

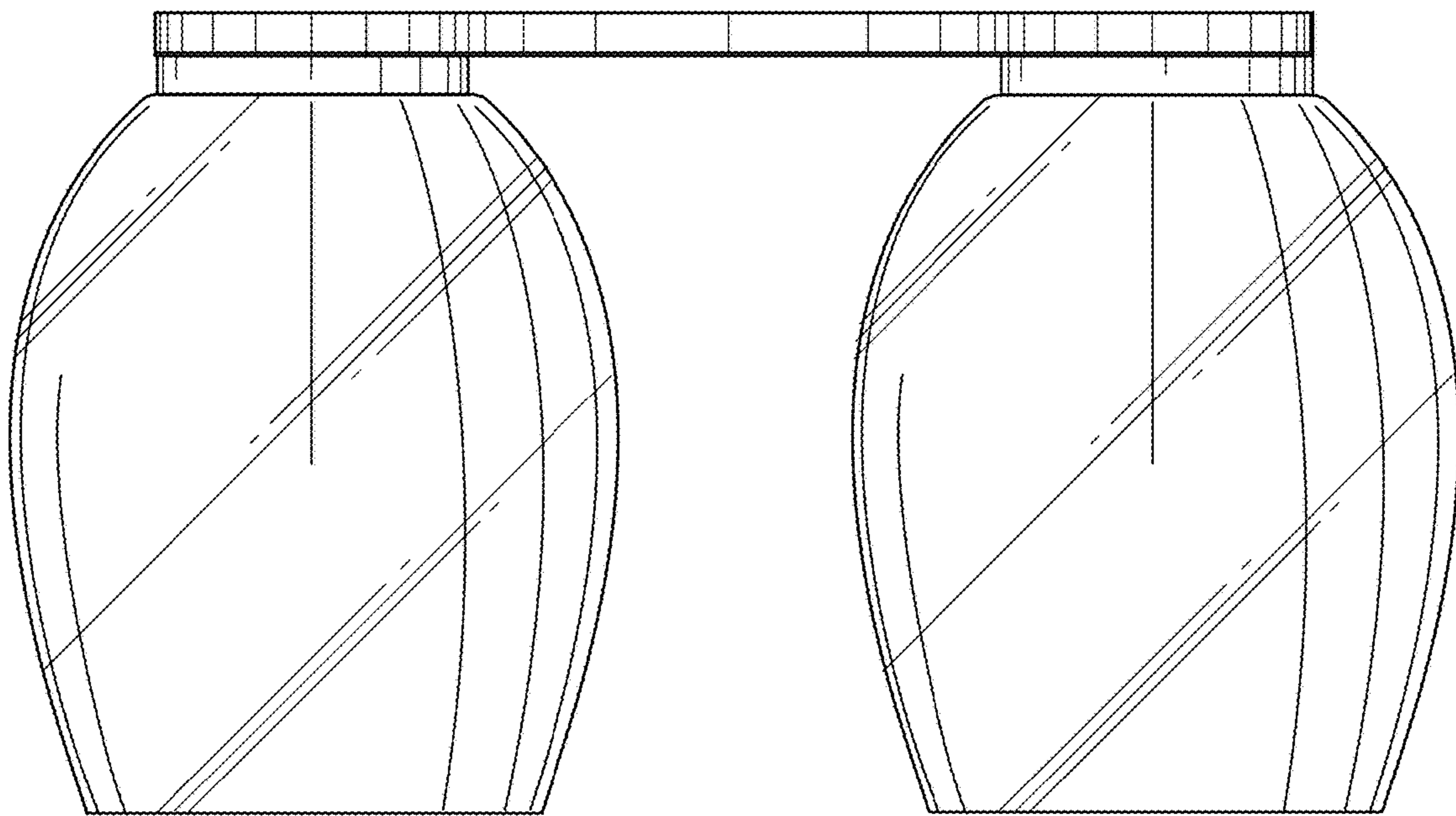


Fig. 2

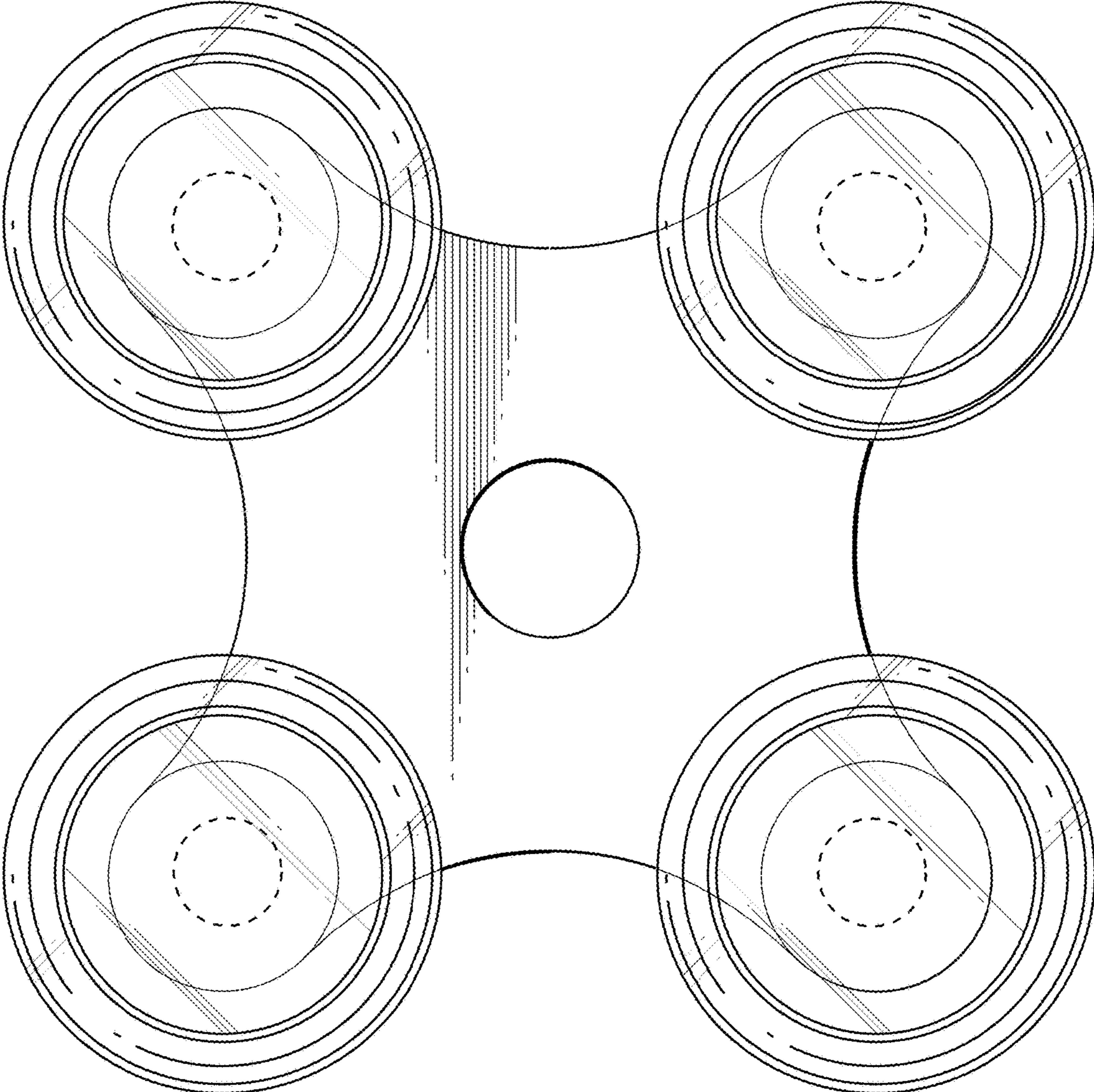


Fig. 3

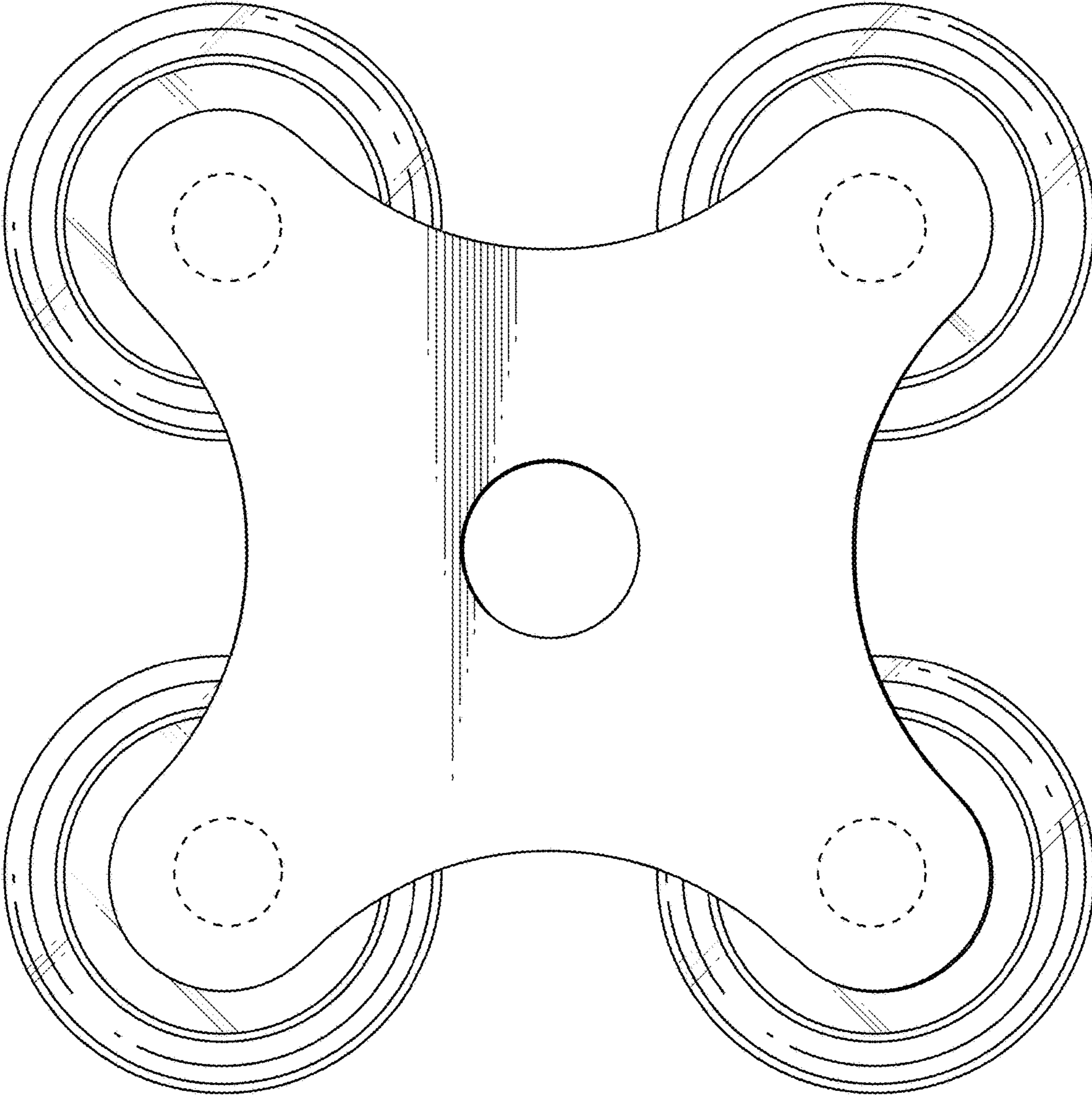


Fig. 4




Fig. 5

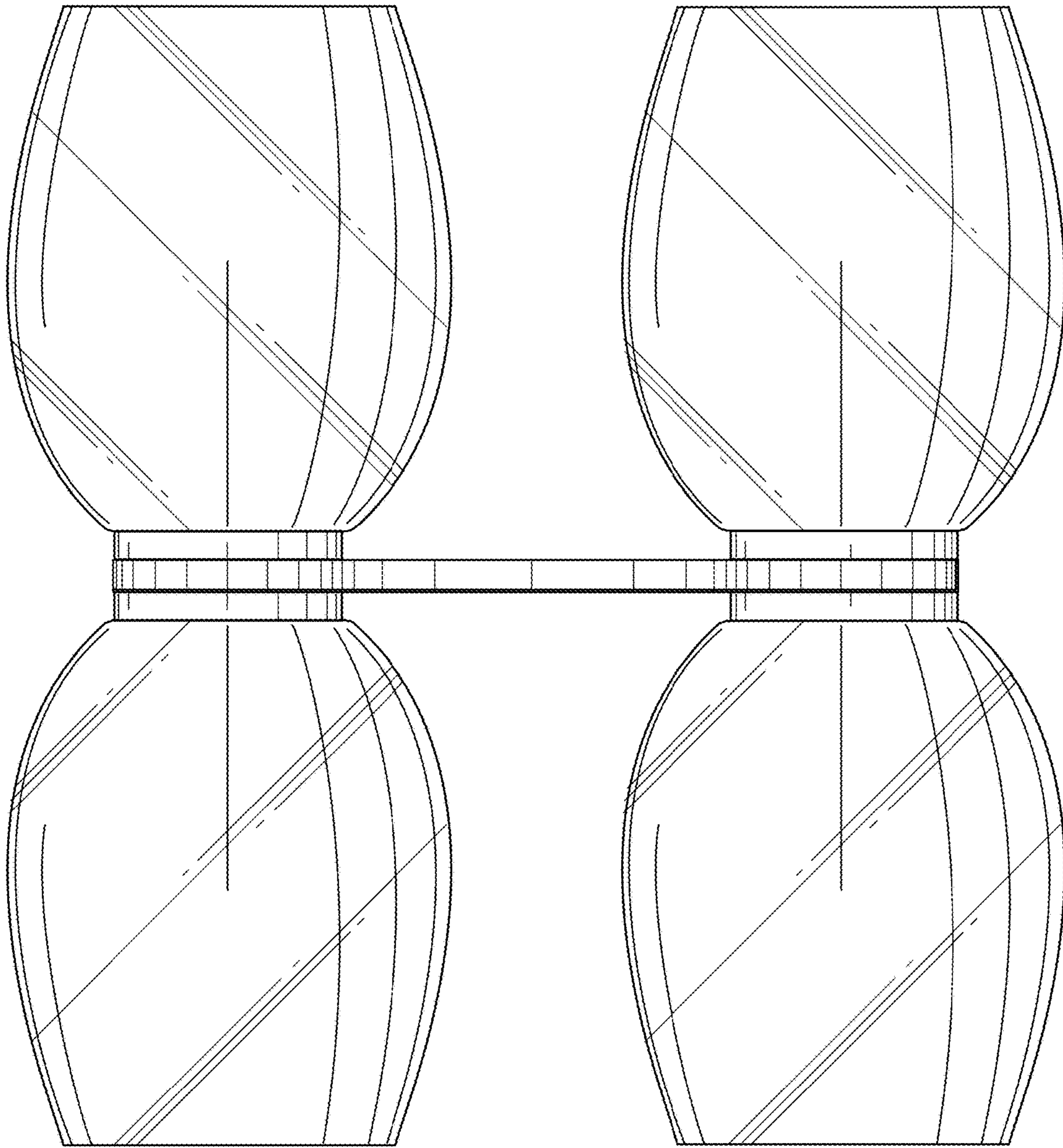


Fig. 6

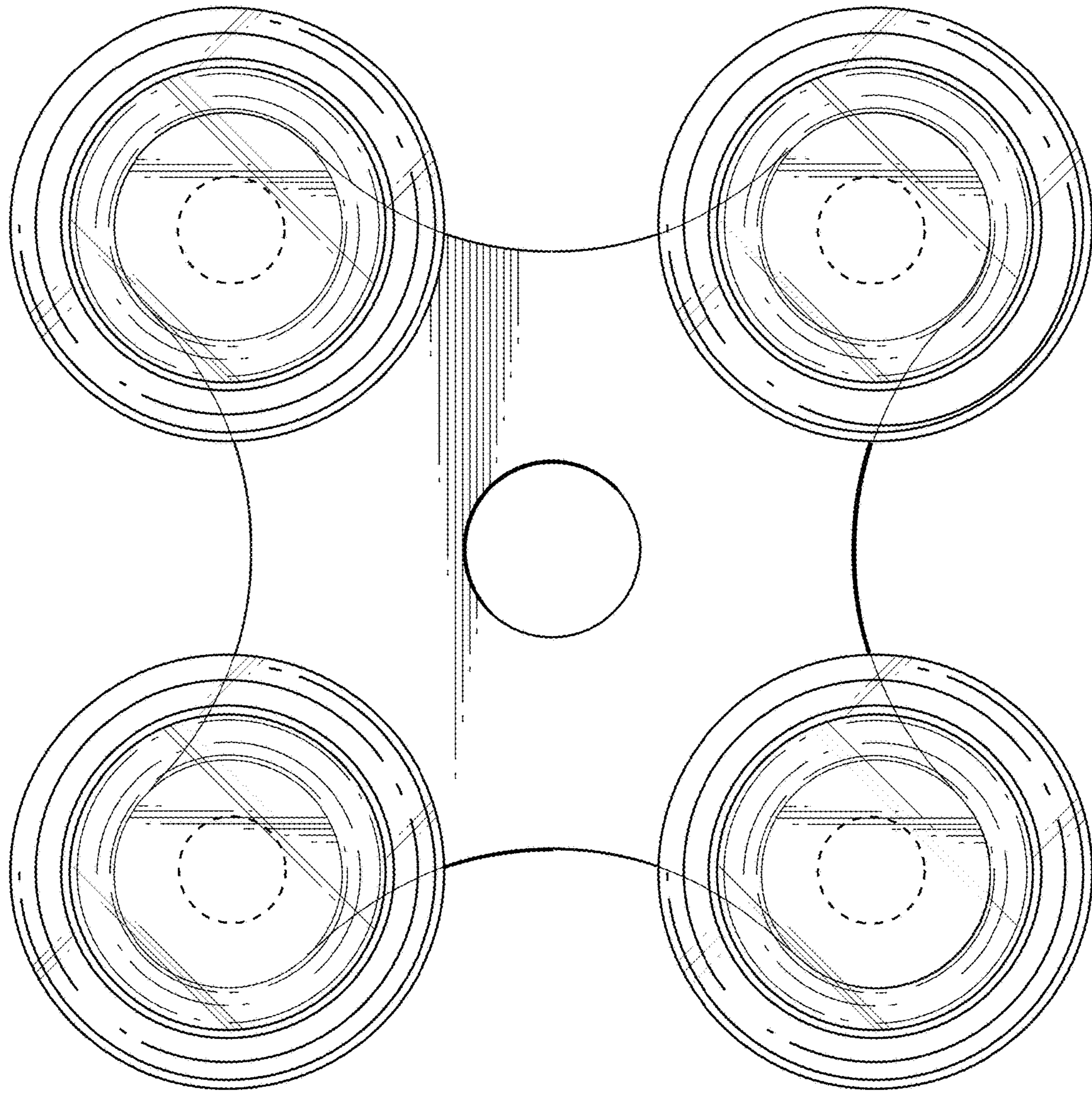


Fig. 7