

US00D864622S

(12) **United States Design Patent**
Lim et al.

(10) **Patent No.:** **US D864,622 S**
(45) **Date of Patent:** **** Oct. 29, 2019**

- (54) **LOCKER**
- (71) Applicant: **Seville Classics Inc.**, Torrance, CA (US)
- (72) Inventors: **Gary Lim**, Palos Verdes Peninsula, CA (US); **James Sokol**, Brea, CA (US)
- (73) Assignee: **Seville Classics Inc.**, Torrance, CA (US)
- (**) Term: **15 Years**
- (21) Appl. No.: **29/646,786**
- (22) Filed: **May 7, 2018**
- (51) **LOC (12) Cl.** **06-04**
- (52) **U.S. Cl.**
USPC **D6/663; D99/28**
- (58) **Field of Classification Search**
USPC D99/28, 34, 35, 36, 43, 99; D6/663, 559, D6/671, 705; D3/201, 273, 272
CPC .. E05G 1/00; E05G 1/005; E05G 1/02; E05G 1/024; E05G 1/026; E05G 1/04; E05G 1/06; E05G 2700/00; E05G 2700/02; E05G 5/00; A45C 1/12; E05B 65/00; A47B 97/00; A47B 2220/00
See application file for complete search history.

(56) **References Cited**

U.S. PATENT DOCUMENTS

D327,793 S *	7/1992	McGrory	232/43.2
D328,399 S *	8/1992	McGrory	232/4 R
D335,377 S *	5/1993	Speciale	D3/207
D503,255 S *	3/2005	Lynch	D6/705.5
D516,768 S *	3/2006	Walker	D99/28
D516,769 S *	3/2006	Walker	D99/28
D517,269 S *	3/2006	Walker	D99/28
D517,770 S *	3/2006	Walker	D99/28
D537,651 S *	3/2007	Seo	D6/671.1

D620,675 S *	7/2010	Doettling	D99/28
D642,118 S *	7/2011	Uneo	D13/101
D693,535 S *	11/2013	Henderson	D99/28
D698,515 S *	1/2014	Kim	D99/28
D711,673 S *	8/2014	Lim	D6/703
9,052,992 B2 *	6/2015	Irwin	B65G 1/0485
D778,024 S *	1/2017	Zaniker	G06Q 30/0645
				D99/28
D788,491 S *	6/2017	Lim	D6/559
D789,649 S *	6/2017	Spears	D99/28
D795,524 S *	8/2017	Tartal	D99/29
D799,782 S *	10/2017	Crosby	D99/28
D799,783 S *	10/2017	Spears	D99/29
D799,784 S *	10/2017	Spears	D99/29
D800,413 S *	10/2017	Spears	D99/29
D800,414 S *	10/2017	Spears	D99/29
D802,249 S *	11/2017	Spears	D99/29
D802,873 S *	11/2017	Crosby	D99/28
D804,874 S *	12/2017	Lim	D6/703.5
D809,739 S *	2/2018	Spears	D99/28
D810,389 S *	2/2018	Spears	D99/28
D811,038 S *	2/2018	Spears	D99/28

(Continued)

Primary Examiner — Elizabeth J Oswecki
(74) *Attorney, Agent, or Firm* — Raymond Sun

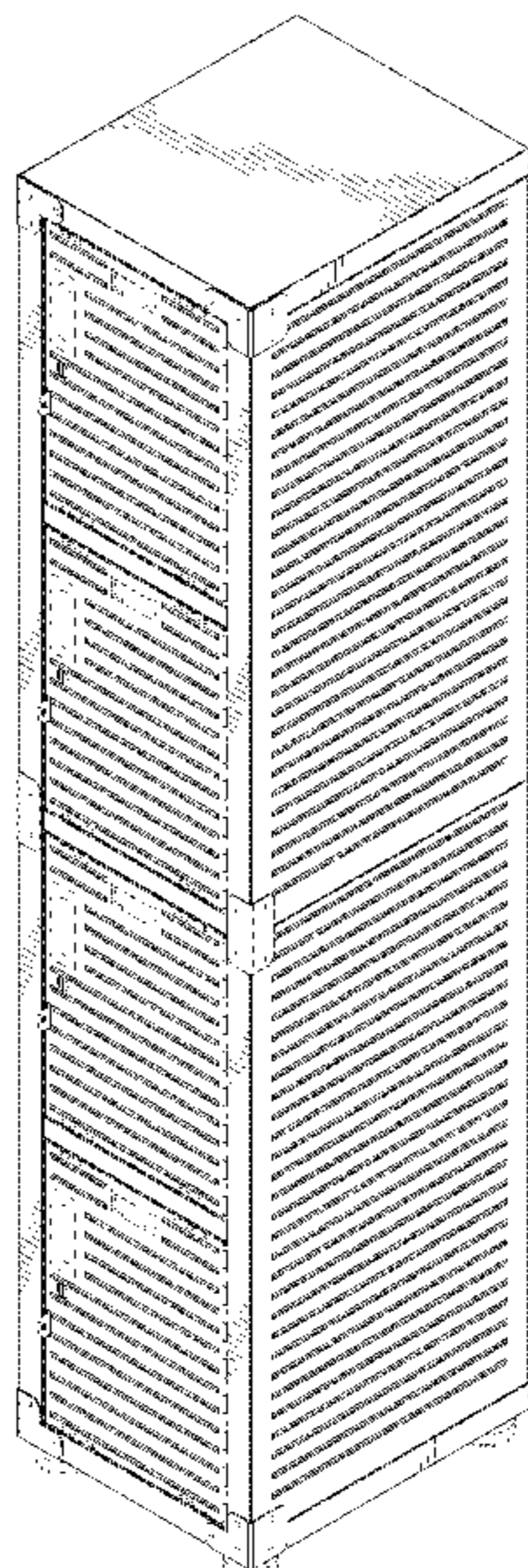
(57) **CLAIM**

The ornamental design for a locker, as shown and described.

DESCRIPTION

FIG. 1 is a front perspective view of a locker showing our new design;
FIG. 2 is a front view thereof;
FIG. 3 is a rear view thereof;
FIG. 4 is a left view thereof;
FIG. 5 is a right view thereof;
FIG. 6 is a top view thereof; and,
FIG. 7 is a bottom view thereof.
The broken lines shown in the figures represent portions of the locker that form no part of the claimed design.

1 Claim, 7 Drawing Sheets



(56)

References Cited

U.S. PATENT DOCUMENTS

D811,039	S *	2/2018	Spears	D99/28
D811,687	S *	2/2018	Kang	D99/28
D811,688	S *	2/2018	Spears	D99/28
D825,958	S *	8/2018	Scheper	D6/663
2008/0122327	A1 *	5/2008	Wu	A47B 47/025
				312/257.1
2012/0062362	A1 *	3/2012	Rudduck	G06Q 10/083
				340/5.64
2012/0326840	A1 *	12/2012	Frankenberg	G07F 17/12
				340/5.65
2017/0356218	A1 *	12/2017	Beasley	G07C 9/00896

* cited by examiner

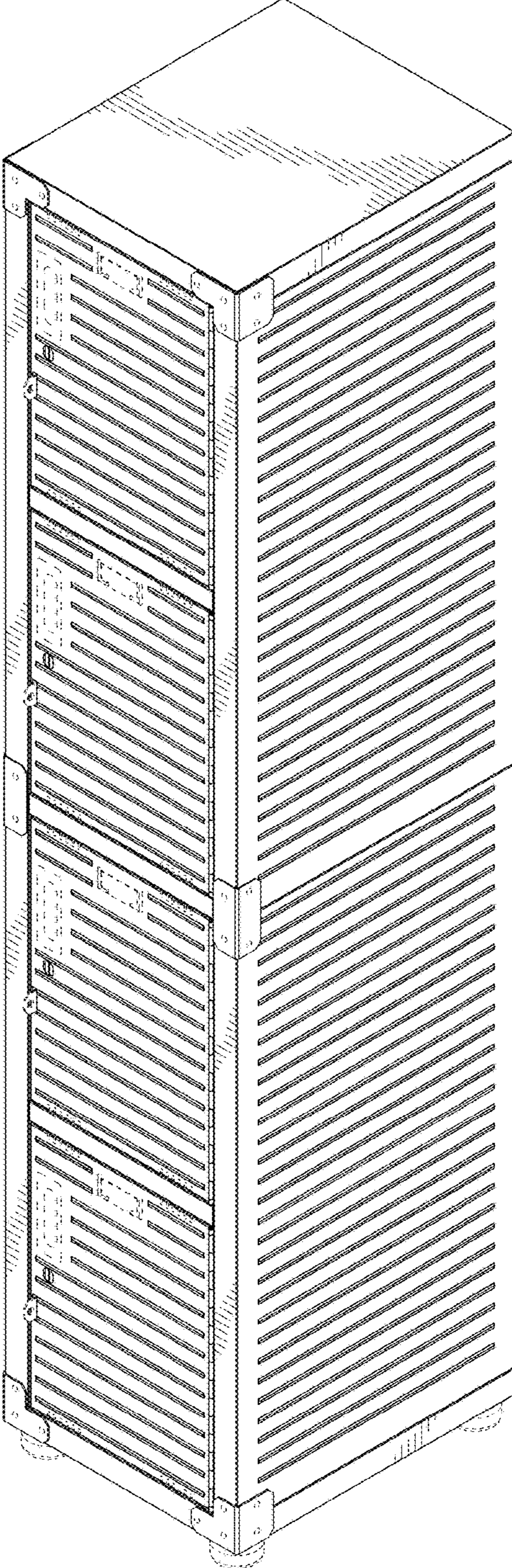


FIG. 1

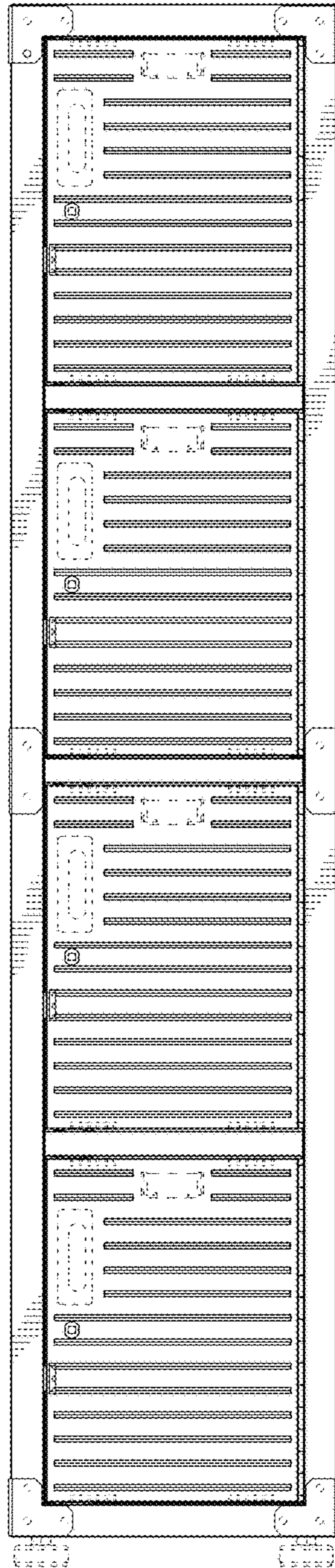


FIG. 2




FIG.3




FIG.4




FIG. 5

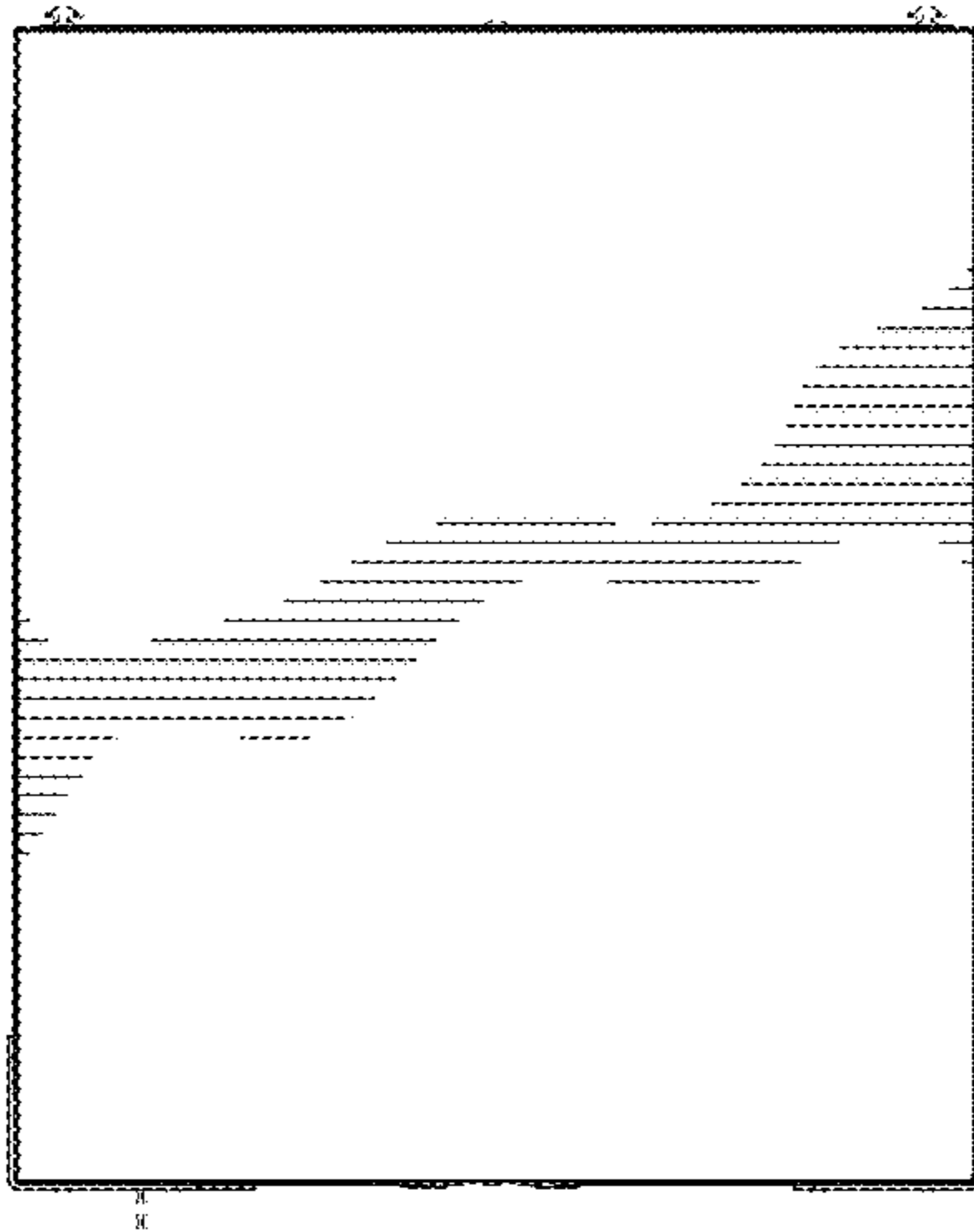


FIG.6




FIG. 7