



US00D864609S

(12) **United States Design Patent** (10) **Patent No.:** **US D864,609 S**
Lagun et al. (45) **Date of Patent:** **** Oct. 29, 2019**

(54) **RUG PAD**
(71) Applicants: **Andriy Lagun**, Kiev (UA); **Andrii Gurinenko**, Kiev (UA)
(72) Inventors: **Andriy Lagun**, Kiev (UA); **Andrii Gurinenko**, Kiev (UA)
(**) Term: **15 Years**
(21) Appl. No.: **29/657,834**
(22) Filed: **Jul. 25, 2018**
(51) **LOC (12) Cl.** **06-11**
(52) **U.S. Cl.**
USPC **D6/582**; D6/588
(58) **Field of Classification Search**
USPC D6/582–588, 591, 592, 597, 607, 609;
D7/388; D8/403; D12/203; D19/10;
D21/334, 361
CPC A47G 27/0206; A47G 27/0225; A47G
27/0237; A47G 27/0281; A47G 27/0418;
A47G 27/0431; A47G 27/0468; A47G
9/062; A47K 3/003; A47K 7/026; A63B
21/4037; A63B 6/00; G09B 19/0015;
A47L 23/266
See application file for complete search history.

(56) **References Cited**
U.S. PATENT DOCUMENTS
882,859 A * 3/1908 Ammerman A47G 27/0431
16/17.1
922,703 A * 5/1909 Knapp A47G 27/0431
16/17.1
1,430,981 A * 10/1922 Goldthwaite A47G 27/0431
16/17.1
1,509,047 A * 9/1924 Lindhorst A47G 27/0431
16/17.1
1,526,261 A * 2/1925 Wachs A45C 13/36
150/130
1,598,127 A * 8/1926 Fleming A47G 27/0431
16/17.1

D330,988 S * 11/1992 Robbins, III D6/582
D400,780 S * 11/1998 Wurdack D8/374
D630,877 S * 1/2011 Howie D6/592
D674,641 S * 1/2013 Daniel D6/582
D706,551 S * 6/2014 Lawrence D6/582
2008/0052827 A1* 3/2008 DeIntinis A45F 3/02
5/417
2011/0059830 A1* 3/2011 Reese A63B 21/4037
482/142
2012/0073081 A1* 3/2012 Crenshaw, Sr. A47G 27/0418
16/17.1
2012/0284917 A1* 11/2012 Nirmel A47G 9/0238
5/417
2012/0285613 A1* 11/2012 Bongiovanni A47G 27/0431
156/249
2015/0013065 A1* 1/2015 Ketcham A47G 9/062
5/417

(Continued)

OTHER PUBLICATIONS

X-Protector Rug Grippers sold by Amazon.com. Sep. 1, 2017. .
Accessed on Apr. 30, 2019.*

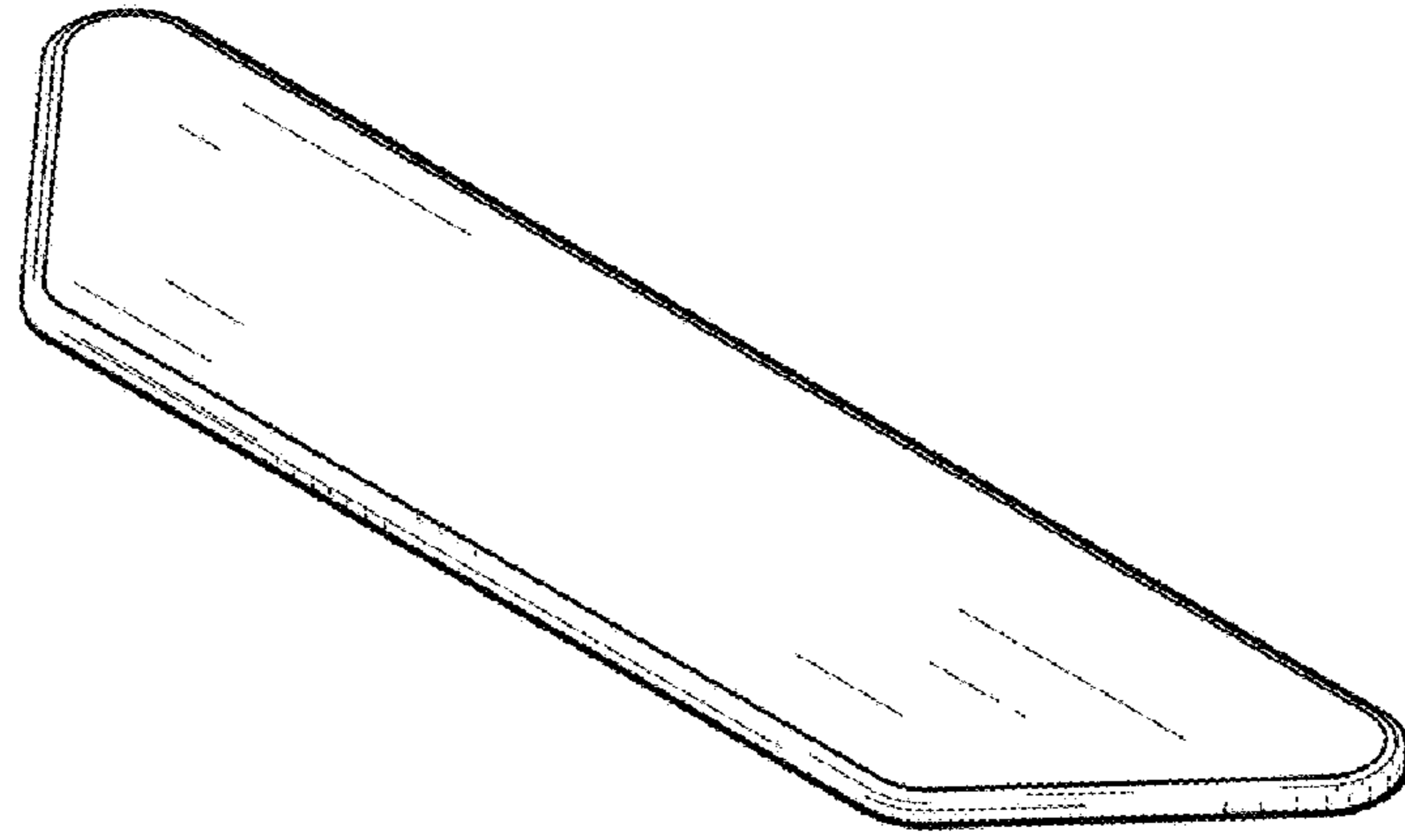
Primary Examiner — Kevin K Rudzinski
Assistant Examiner — Clare Ann Gannon
(74) *Attorney, Agent, or Firm* — The Roy Gross Law
Firm, LLC; Ray Gross

(57) **CLAIM**
The ornamental design for a rug pad, as shown and
described.

DESCRIPTION

FIG. 1 is a top view of a rug pad in accordance with the new
design;
FIG. 2 is a side view thereof;
FIG. 3 is a rear view thereof;
FIG. 4 is a bottom side view thereof; and,
FIG. 5 is a front perspective view thereof.

1 Claim, 1 Drawing Sheet



(56)

References Cited

U.S. PATENT DOCUMENTS

2016/0135633 A1* 5/2016 Wendling A47G 27/0431
16/17.1
2018/0049574 A1* 2/2018 Wendling A47G 27/0431

* cited by examiner

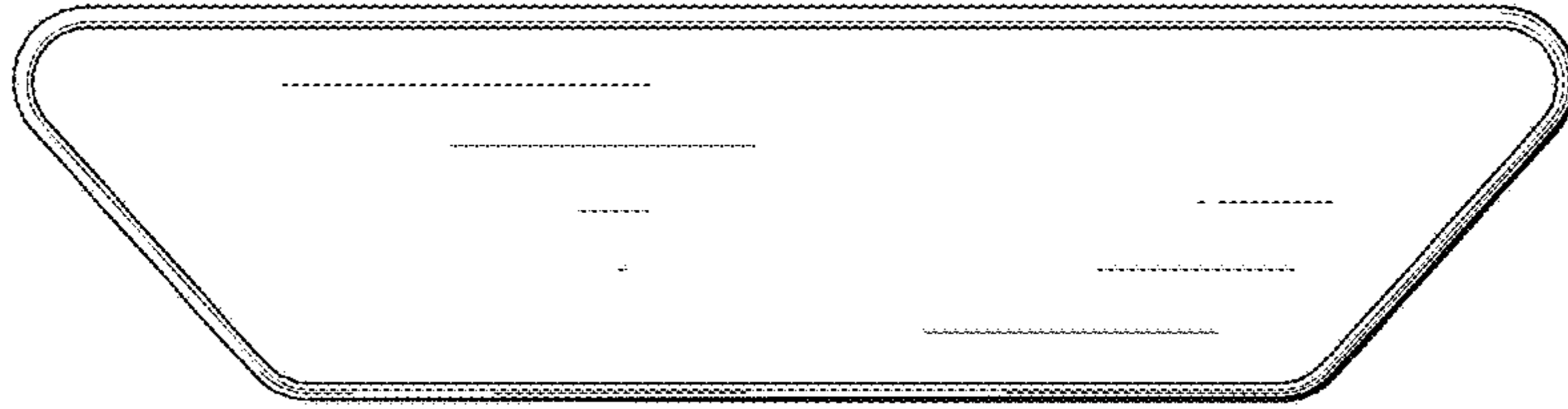


FIG. 1



FIG. 2




FIG. 3

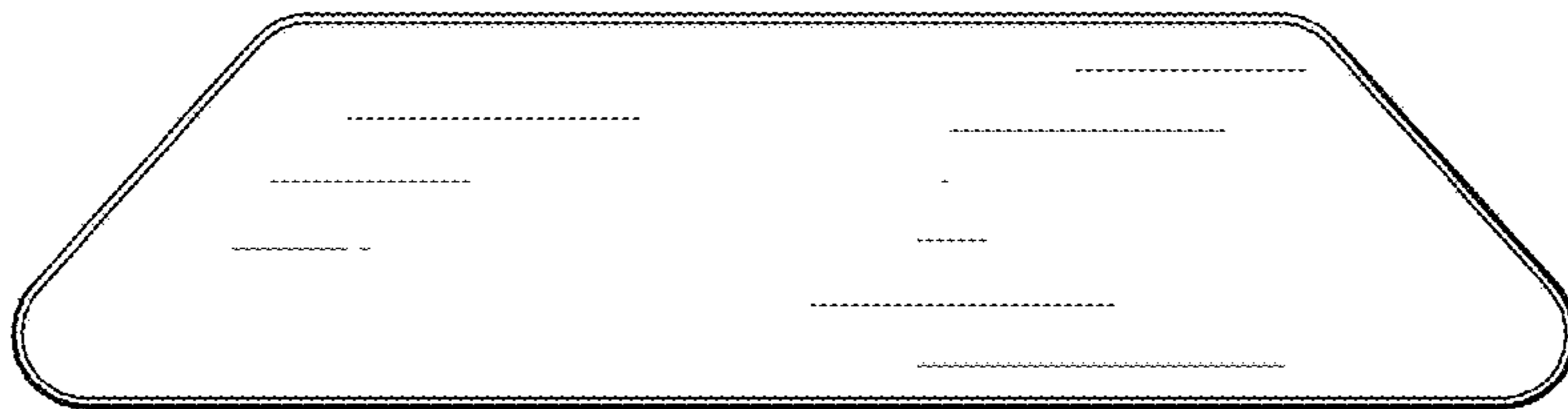


FIG. 4

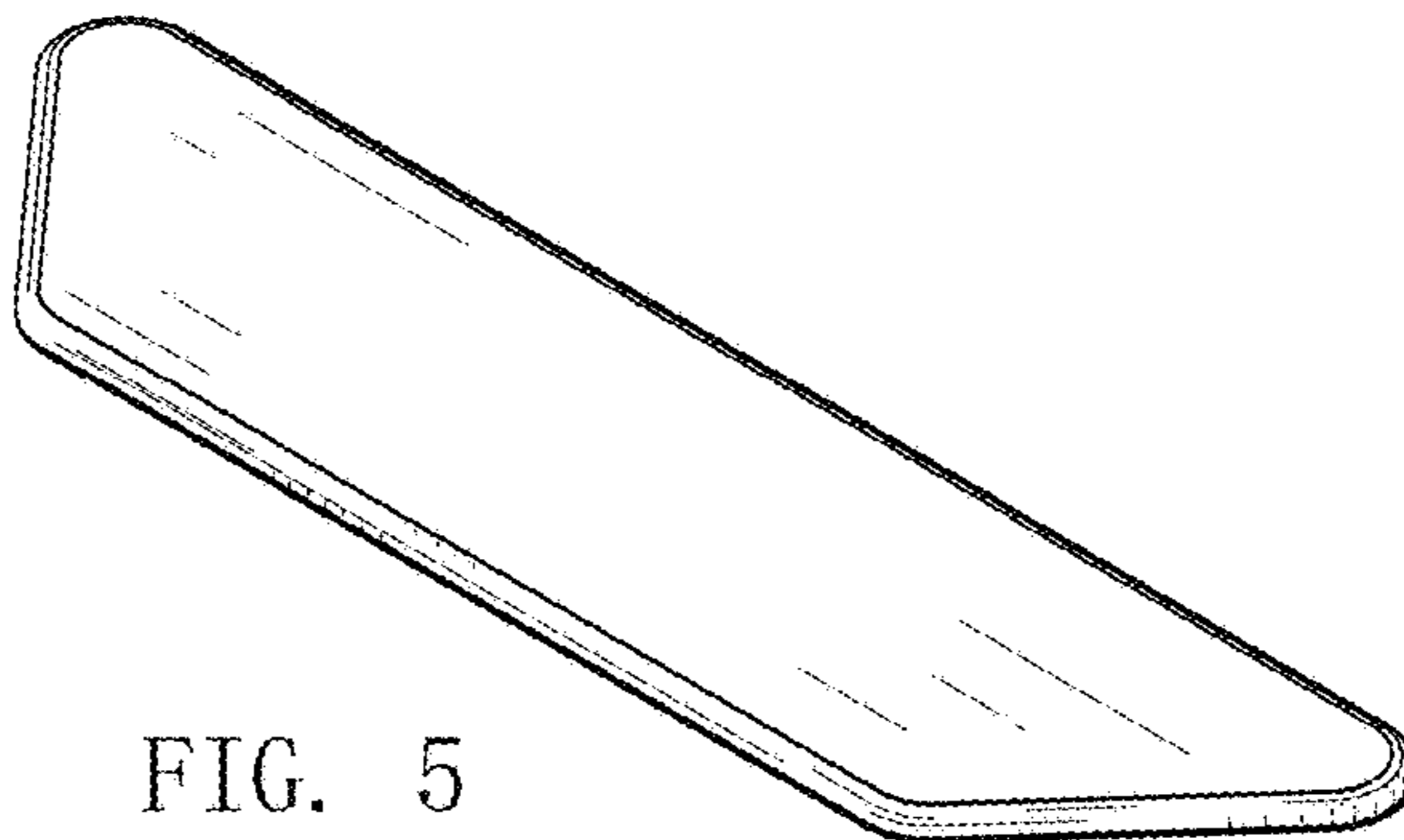


FIG. 5