

US00D864583S

(12) **United States Design Patent** (10) **Patent No.:** **US D864,583 S**
Jun (45) **Date of Patent:** **** Oct. 29, 2019**

(54) **DOUBLE SIDED BRUSH**

(71) Applicant: **Hanna Jun**, Snoqualmie, WA (US)

(72) Inventor: **Hanna Jun**, Snoqualmie, WA (US)

(**) Term: **15 Years**

(21) Appl. No.: **29/641,795**

(22) Filed: **Mar. 25, 2018**

(51) **LOC (12) Cl.** **04-01**

(52) **U.S. Cl.**
USPC **D4/120**

(58) **Field of Classification Search**
USPC D4/100, 102, 109, 113, 115, 118, 119,
D4/120, 121, 128, 130, 132, 135, 136;
D23/213, 223, 386, 387; D8/2, 8, 14;
D28/7, 9, 12, 13, 36; D32/32, 33, 34
CPC .. A46B 5/00; A46B 5/21; A46B 5/023; A46B
5/026; A46B 5/028; A46B 5/0008; A46B
5/0012; A46B 5/0016; A46B 5/0095;
A46B 13/00; A46B 13/02; A46B 13/04;
A46B 13/06; A46B 13/023; A46B
2200/10; A46B 2200/30; A46B 2200/106;
A46B 2200/108; A46B 2200/304; A46B
2200/1046; A46B 2200/1053; A46B
2200/3013; A46B 2200/3026; A46B
2200/3033; A46B 2200/3046; A46B 9/00;
A46B 9/04; A46B 9/021; A46B 9/025;
A46B 15/0012; A46B 15/0051; A46B
15/0081; A61C 17/16; A61C 17/22; A61C
17/26; A61C 17/0211; A47L 2501/12;
A47L 2501/20; A47L 15/4278; B05B
1/00

See application file for complete search history.

(56) **References Cited**

U.S. PATENT DOCUMENTS

D247,936	S	*	5/1978	Wortley, Jr.	D32/40
D354,625	S	*	1/1995	Weissmann	D4/109
D449,408	S	*	10/2001	McMillan	D28/36
D568,612	S	*	5/2008	Chan	D4/120
D571,043	S	*	6/2008	Crossman	D28/65
D634,548	S	*	3/2011	Bickford	D4/133
D653,805	S	*	2/2012	Tani	D28/7
D685,192	S	*	7/2013	Tronconi	D4/132
D809,304	S	*	2/2018	Tsukamoto	D4/135
D818,275	S	*	5/2018	Grund	D4/120
D831,971	S	*	10/2018	Porcaro	D4/135
D838,901	S	*	1/2019	Kim	D28/7
2006/0052805	A1	*	3/2006	Cwik	A46B 15/0081 606/161
2009/0151746	A1	*	6/2009	Wright	A46B 15/0071 132/323
2014/0310898	A1	*	10/2014	Hohlbein	A46B 5/0062 15/104.93

* cited by examiner

Primary Examiner — Wan Laymon
Assistant Examiner — Clint A Samuel


(57) **CLAIM**

The ornamental design for a double sided brush, as shown and described.

DESCRIPTION

FIG. 1 is front view of the double sided brush; and, FIG. 2 is a side view of the double sided brush.

1 Claim, 1 Drawing Sheet






FIG 1




FIG 2