

US00D864564S

(12) **United States Design Patent**  
**Constance**

(10) **Patent No.:** **US D864,564 S**

(45) **Date of Patent:** **\*\* Oct. 29, 2019**

(54) **TRAVEL CASE PASSPORT HOLDER WITH POWER BANK SLEEVE**

8,820,368 B2 \* 9/2014 Stewart-Stand ..... A45C 1/06  
150/131  
D738,620 S \* 9/2015 Schmole ..... D3/249  
D814,185 S \* 4/2018 Liu ..... D3/249

(71) Applicant: **Jacob Constance**, Chula Vista, CA  
(US)

\* cited by examiner

(72) Inventor: **Jacob Constance**, Chula Vista, CA  
(US)

*Primary Examiner* — Holly H Baynham

(\*\*) Term: **15 Years**

(57) **CLAIM**

(21) Appl. No.: **29/668,492**

I claim the ornamental design for a travel case passport holder with power bank sleeve, as shown and described.

(22) Filed: **Oct. 30, 2018**

**DESCRIPTION**

**Related U.S. Application Data**

(63) Continuation-in-part of application No. 29/613,111, filed on Aug. 8, 2017, now Pat. No. Des. 843,719.

(51) **LOC (12) Cl.** ..... **03-01**

(52) **U.S. Cl.**  
USPC ..... **D3/249**

(58) **Field of Classification Search**  
USPC ..... D3/247, 249–253  
CPC ..... A45C 1/06; A45C 3/08  
See application file for complete search history.

FIG. 1 is a isometric view of travel case passport holder with power bank sleeve showing my new design;  
FIG. 2 is a front view of travel case passport holder with power bank sleeve showing my new design;  
FIG. 3 is a left view of travel case passport holder with power bank sleeve showing my new design;  
FIG. 4 is a right view of travel case passport holder with power bank sleeve showing my new design;  
FIG. 5 is a top side view of travel case passport holder with power bank sleeve showing my new design; and  
FIG. 6 is a bottom side view of travel case passport holder with power bank sleeve showing my new design; and,  
FIG. 7 is a side view of travel case passport holder with power bank sleeve and in a closed position showing my new design.

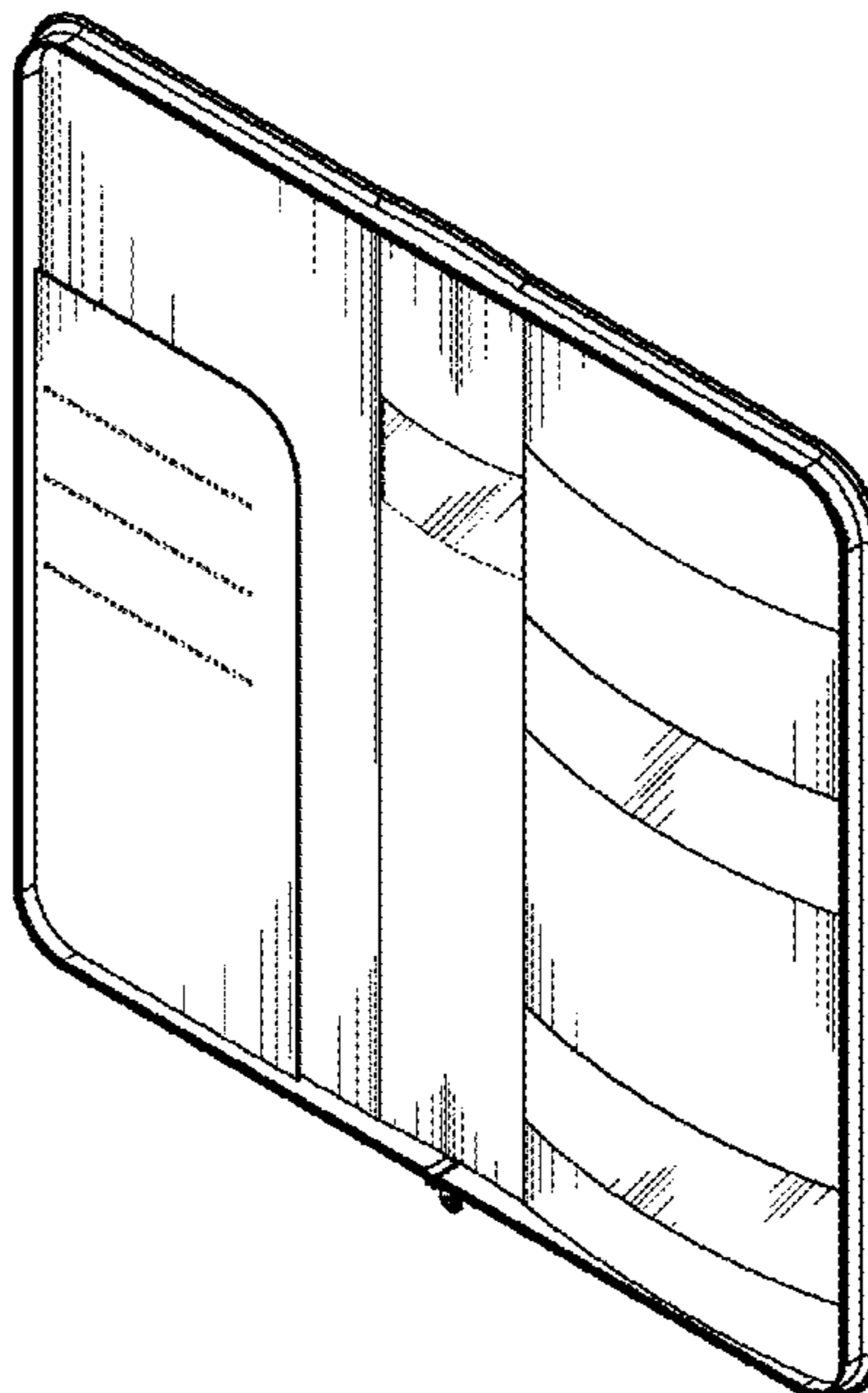
The broken lines showing in FIGS. 1, and 2 are for the purpose of illustrating card slots and a middle band strap, and form no part of the claimed design.

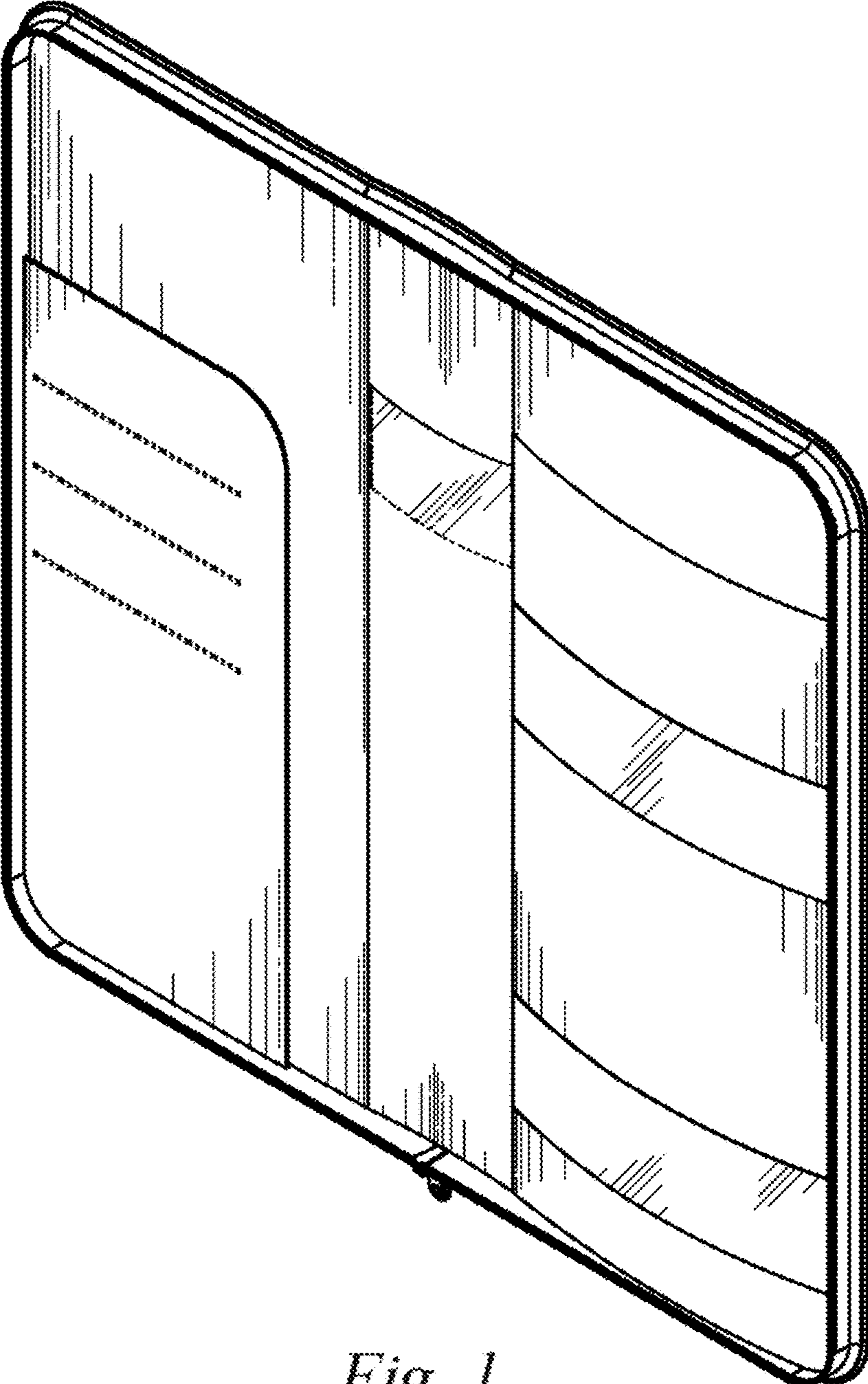
(56) **References Cited**

**U.S. PATENT DOCUMENTS**

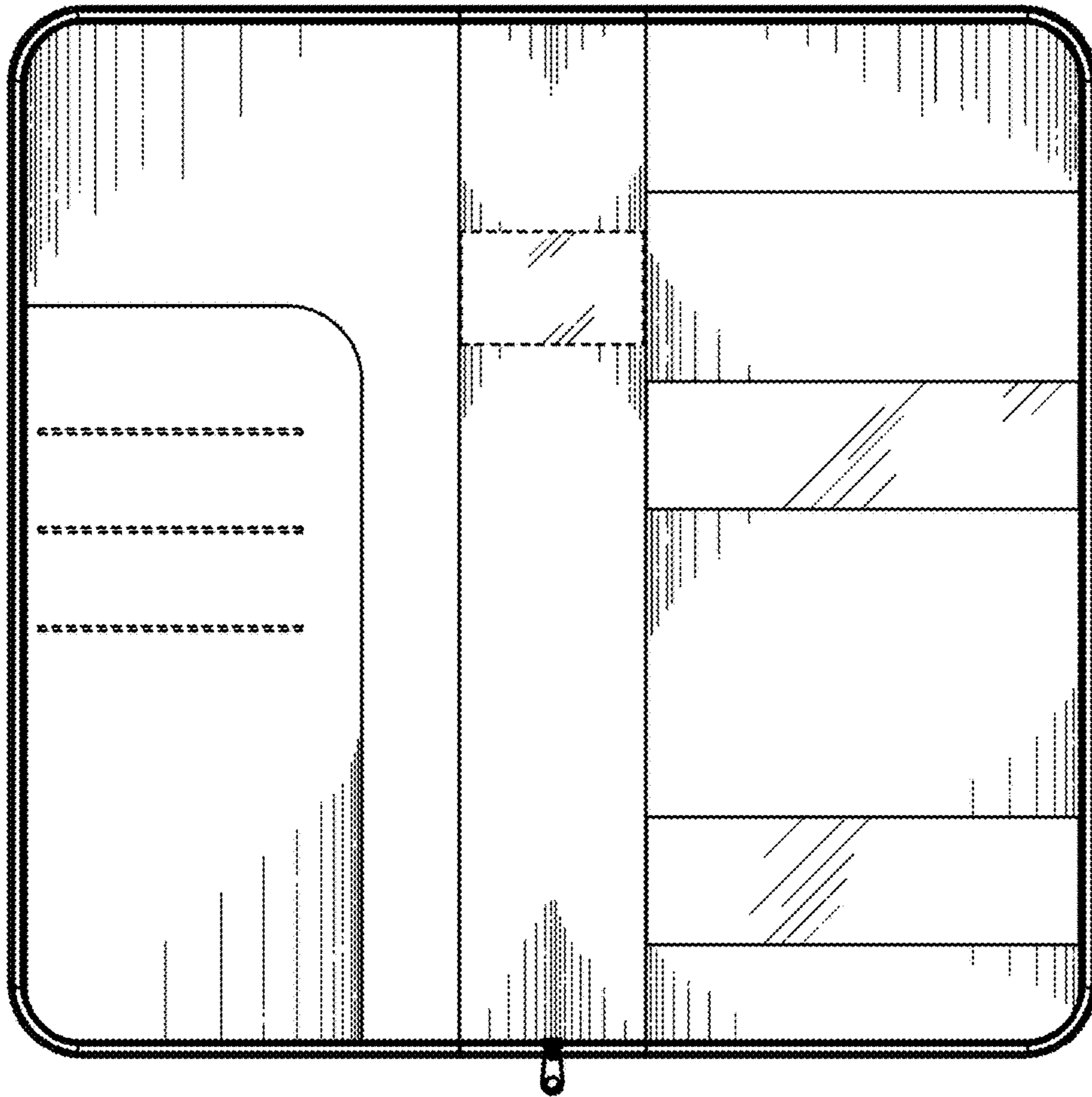
D208,614 S \* 9/1967 Coniker ..... D3/250  
3,946,781 A \* 3/1976 Reis ..... A45C 1/06  
150/143  
D303,042 S \* 8/1989 Mackey ..... D6/630  
4,907,634 A \* 3/1990 Yoo ..... A45C 1/06  
150/135  
D323,428 S \* 1/1992 Wang ..... D3/252

**1 Claim, 4 Drawing Sheets**





*Fig. 1*



*Fig. 2*



*Fig. 3*




*Fig. 4*



*Fig. 5*



*Fig. 6*



*Fig. 7*