

US00D864549S

(12) **United States Design Patent**  
**Matthews**

(10) **Patent No.:** **US D864,549 S**

(45) **Date of Patent:** **\*\* Oct. 29, 2019**

- (54) **SHOE**
- (71) Applicant: **NIKE, Inc.**, Beaverton, OR (US)
- (72) Inventor: **Darryl Matthews**, Portland, OR (US)
- (73) Assignee: **NIKE, Inc.**, Beaverton, OR (US)
- (\*\*) Term: **15 Years**
- (21) Appl. No.: **29/635,556**
- (22) Filed: **Jan. 31, 2018**
- (51) **LOC (12) Cl.** ..... **02-99**
- (52) **U.S. Cl.**  
USPC ..... **D2/972**
- (58) **Field of Classification Search**  
USPC ..... D2/896, 902, 906-908, 925-942, 946,  
D2/947, 969, 972-974, 978; D5/47, 49,  
D5/50, 53, 54, 56, 60  
CPC ... A43B 13/181; A43B 13/141; A43B 13/186;  
A43B 13/188; A43B 23/00; A43B 23/02;  
A43B 5/00; A43B 23/26; A43B 1/04;  
A43B 11/14; A43B 7/00; A43B 3/12;  
A43C 3/00; A43C 5/00; A43C 7/00;  
A43C 11/004  
See application file for complete search history.

- D671,733 S \* 12/2012 Petrie ..... D2/972
- D692,647 S 11/2013 Rasmussen
- D694,507 S \* 12/2013 Carboy ..... D2/972
- D694,510 S \* 12/2013 Carboy ..... D2/972
- D712,133 S \* 9/2014 Miner ..... D2/972
- D722,425 S 2/2015 Cin
- D805,742 S \* 12/2017 Ochipa ..... D2/969
- D851,891 S \* 6/2019 de Montgolfier ..... D2/972

**OTHER PUBLICATIONS**

Adidas Futurecraft 4D Releasing on Jan. 18 [online], [retrieved Jan. 29, 2018], Retrieved from Sneakernews.com [Internet] <URL: <https://sneakernews.com/2018/01/12/adidas-futurecraft-4d-releasing-on-january-18th/>>; 3 color sheets, Dated Jan. 12, 2018.

The Puma Jamming Introduces New Cushioning Technology [online], [retrieved Jan. 29, 2018], Retrieved from Sneakersmagazine.com [Internet] <URL: <http://sneakers-magazine.com/puma-jamming-nrgy-beads/>>; 6 color sheets, Dated Nov. 9, 2017.

\* cited by examiner

*Primary Examiner* — Dominic V Simone  
(74) *Attorney, Agent, or Firm* — Banner & Witcoff, Ltd.

(57) **CLAIM**

The ornamental design for a shoe, as shown and described.

**DESCRIPTION**

FIG. 1 is a front perspective view of a shoe showing my new design;  
FIG. 2 is a side view thereof;  
FIG. 3 is a rear perspective view thereof; and,  
FIG. 4 is a top view thereof.

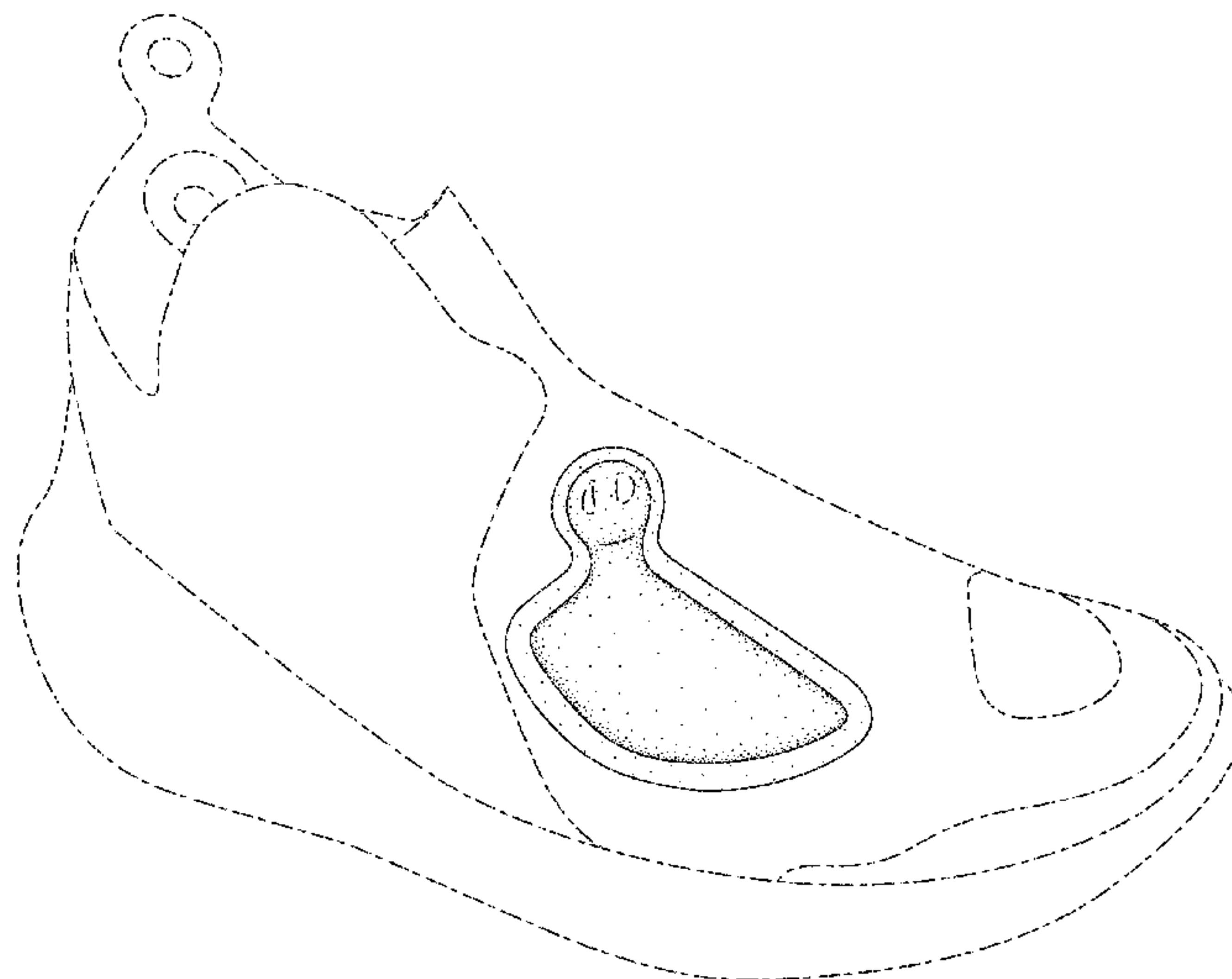
The two unshaded regions within the shaded area, and the respective unshaded areas there within, represent features which form no part of the claimed design. The broken lines showing the remainder of the shoe are for environmental purposes only and form no part of the claimed design.

**1 Claim, 4 Drawing Sheets**

(56) **References Cited**

**U.S. PATENT DOCUMENTS**

- D238,910 S \* 2/1976 Persson et al. .... D2/910
- D393,299 S 4/1998 Hunt
- D412,776 S 8/1999 Biedermann
- D490,233 S 5/2004 Cooper
- D527,518 S 9/2006 Harlow
- D546,542 S 7/2007 Lubrano
- D600,901 S \* 9/2009 St-Louis ..... D2/969
- D614,388 S \* 4/2010 Petrie ..... D2/972
- D614,391 S \* 4/2010 Stauffer ..... D2/972
- D614,392 S \* 4/2010 Stauffer ..... D2/972
- D642,783 S \* 8/2011 Smith ..... D2/972



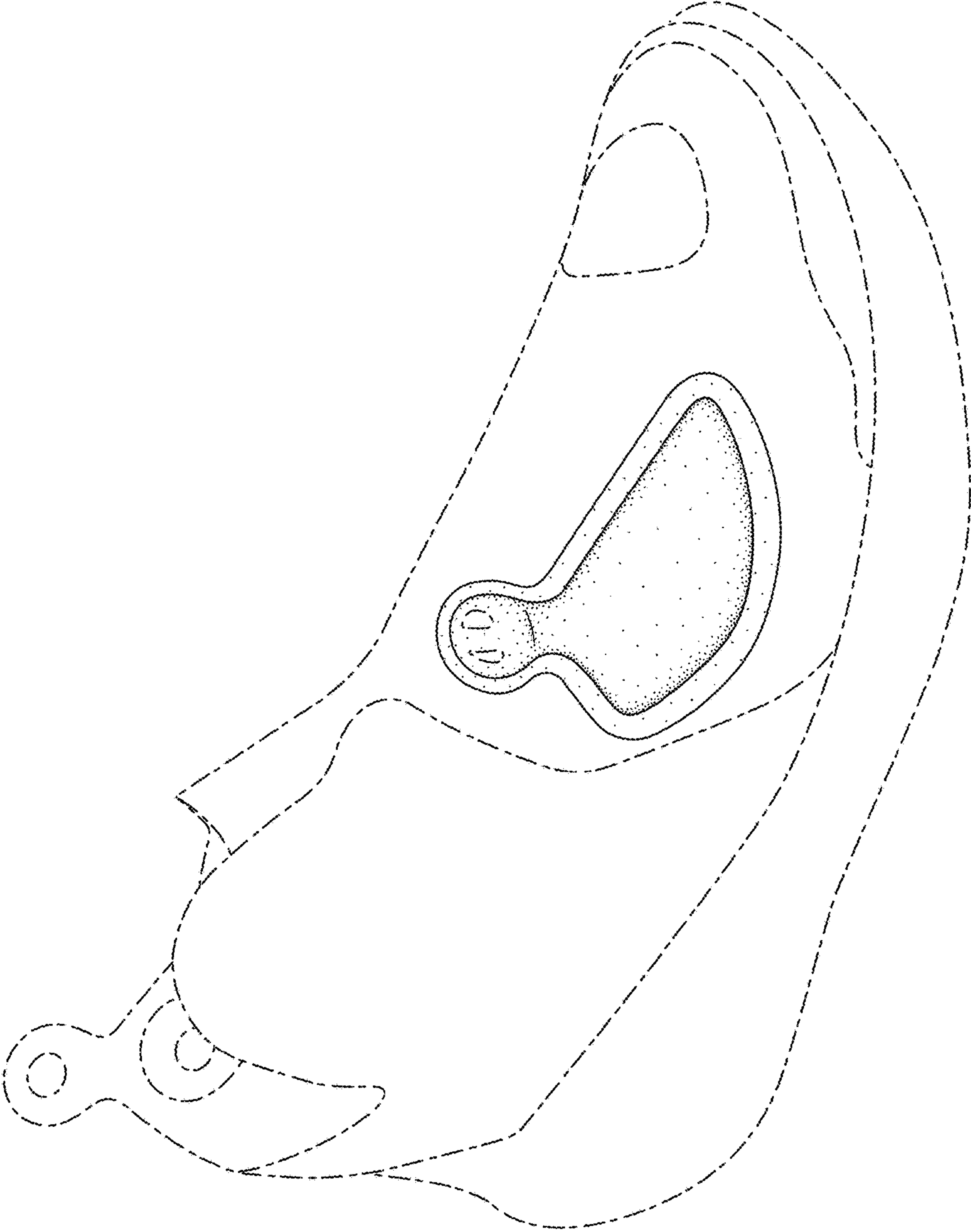


FIG. 1

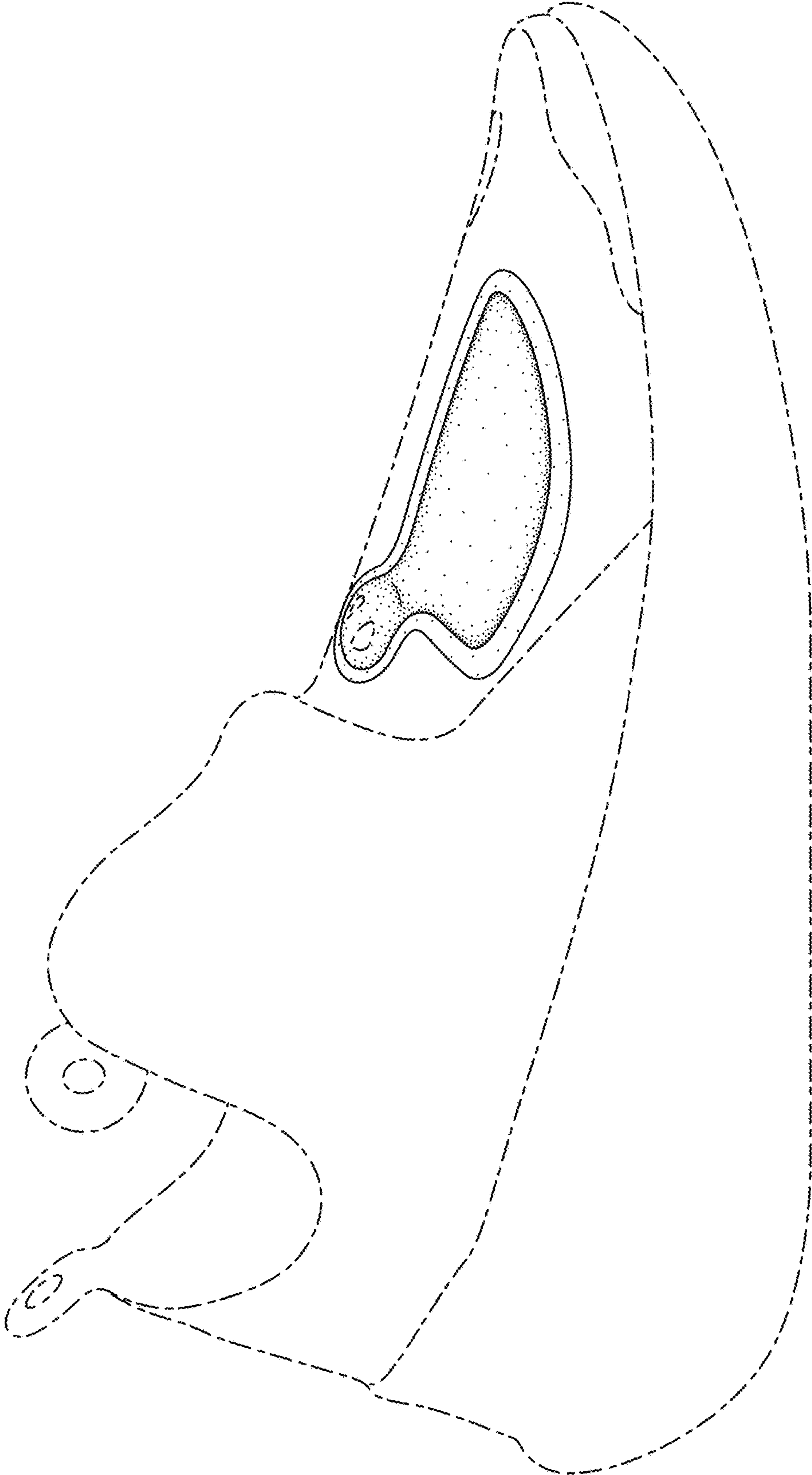


FIG. 2




FIG. 3

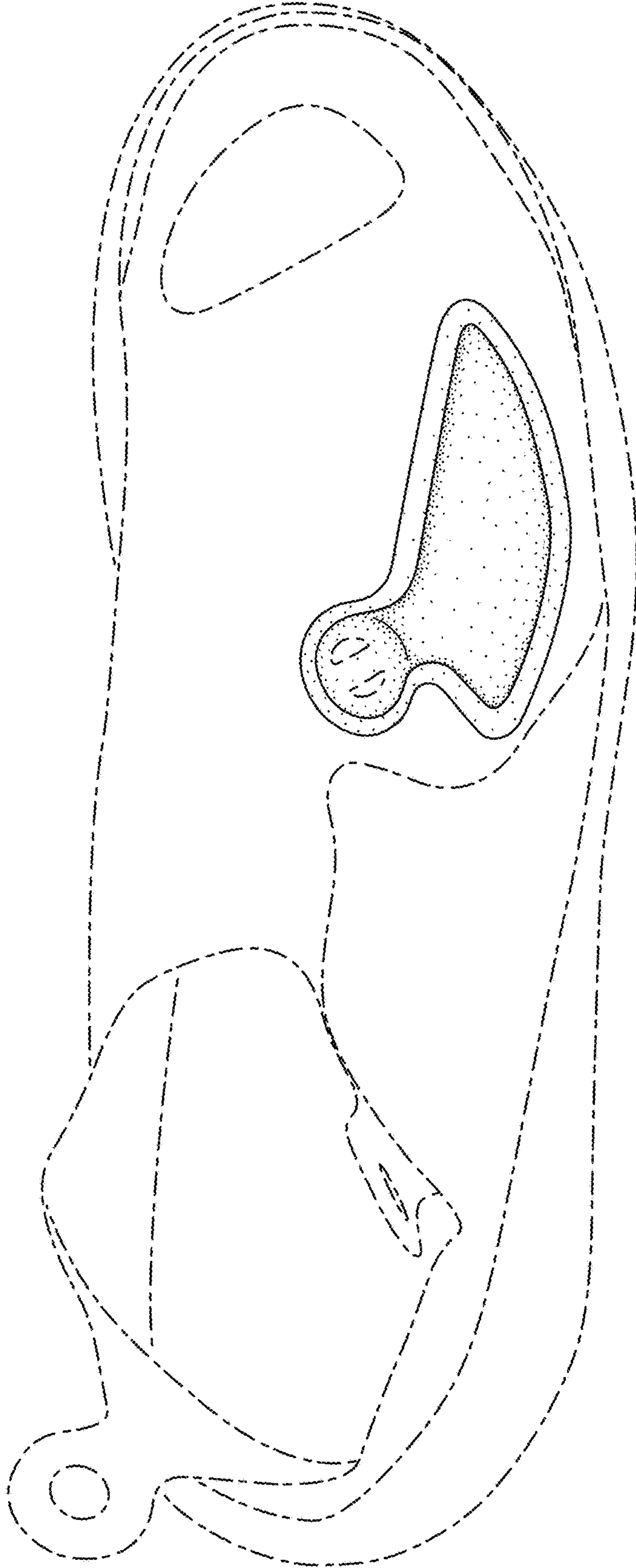


FIG. 4