

US00D864548S

(12) **United States Design Patent**
Matthews

(10) **Patent No.:** **US D864,548 S**

(45) **Date of Patent:** **** Oct. 29, 2019**

- (54) **SHOE**
- (71) Applicant: **NIKE, Inc.**, Beaverton, OR (US)
- (72) Inventor: **Darryl Matthews**, Portland, OR (US)
- (73) Assignee: **NIKE, Inc.**, Beaverton, OR (US)
- (**) Term: **15 Years**
- (21) Appl. No.: **29/635,545**
- (22) Filed: **Jan. 31, 2018**
- (51) **LOC (12) Cl.** **02-99**
- (52) **U.S. Cl.**
USPC **D2/972; D2/947**
- (58) **Field of Classification Search**
USPC D2/896, 902, 906-908, 925-942, 946,
D2/947, 969, 972-974, 978; D5/47, 49,
D5/50, 53, 54, 56, 60
CPC ... A43B 13/181; A43B 13/141; A43B 13/186;
A43B 13/188; A43B 23/00; A43B 23/02;
A43B 5/00; A43B 23/26; A43B 1/04;
A43B 11/14; A43B 7/00; A43B 3/12;
A43C 3/00; A43C 5/00; A43C 7/00;
A43C 11/004
See application file for complete search history.

D595,047 S *	6/2009	Petrie	D2/972
D614,390 S *	4/2010	Petrie	D2/972
D614,391 S *	4/2010	Stauffer	D2/972
D614,392 S *	4/2010	Stauffer	D2/972
D618,452 S *	6/2010	Dean	D2/972
D648,111 S *	11/2011	Miner	D2/972
D648,518 S *	11/2011	Chang	D2/972
D649,761 S *	12/2011	Chang	D2/972
D671,733 S *	12/2012	Petrie	D2/972
D692,647 S *	11/2013	Rasmussen	
D722,223 S *	2/2015	Williams, Jr.	D2/972
D722,425 S *	2/2015	Cin	
D750,882 S *	3/2016	Carboy	D2/972
D790,194 S *	6/2017	Shyllon	D2/972
D841,306 S *	2/2019	Small	D2/972
D851,381 S *	6/2019	Hong	D2/972
D851,878 S *	6/2019	Pauk	D2/947

* cited by examiner

Primary Examiner — Dominic V Simone
(74) *Attorney, Agent, or Firm* — Banner & Witcoff, Ltd.

(57) **CLAIM**

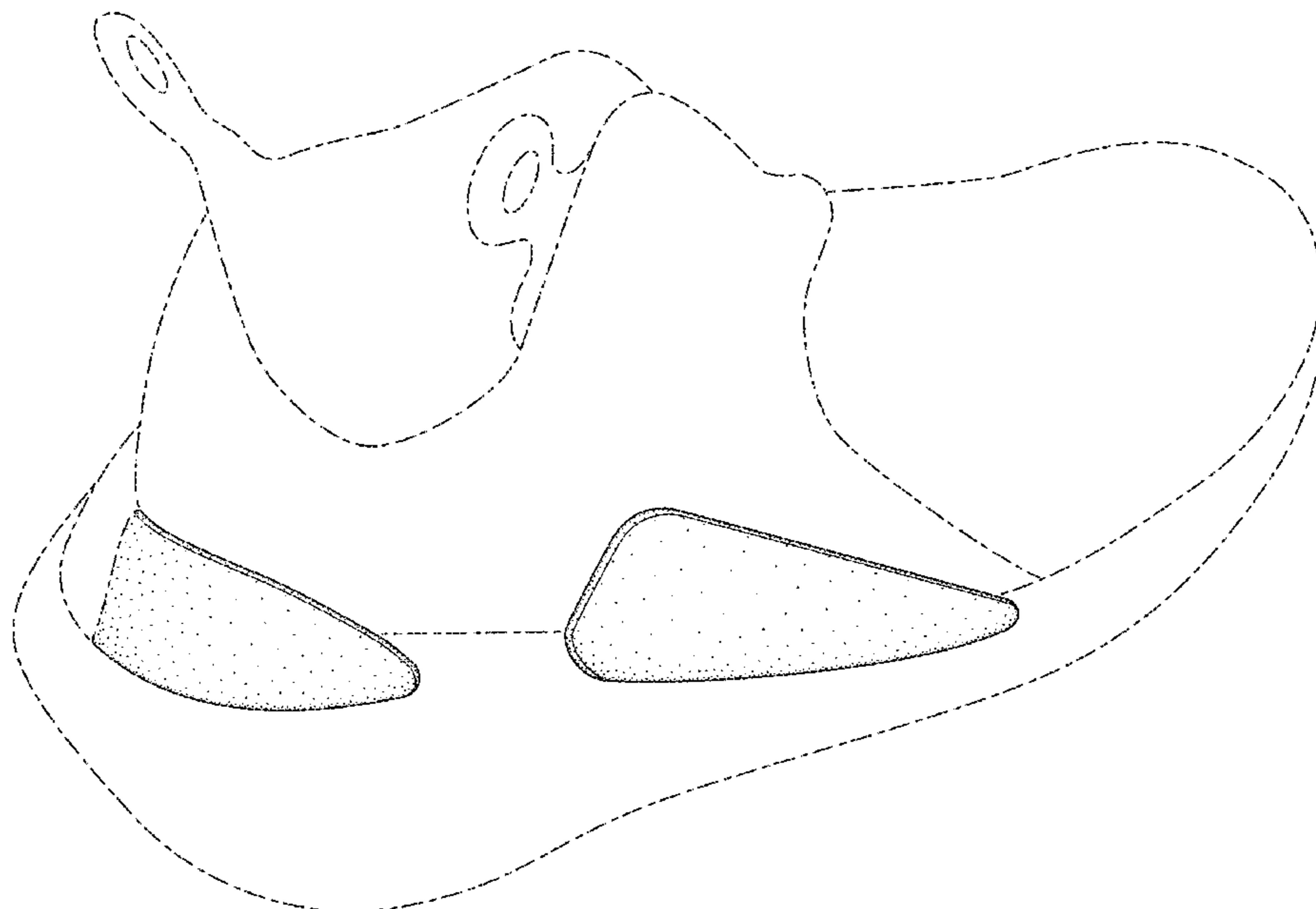
The ornamental design for a shoe, as shown and described.

DESCRIPTION

FIG. 1 is a front perspective view of a shoe showing my new design;
FIG. 2 is a side view thereof; and,
FIG. 3 is a rear perspective view thereof.
The broken line immediately adjacent to the rear of the heel element defines the bounds of the claimed design and forms no part thereof. The broken lines showing the remainder of the shoe are for environmental purposes only and form no part of the claimed design.

1 Claim, 3 Drawing Sheets

- (56) **References Cited**
U.S. PATENT DOCUMENTS
- D393,299 S 4/1998 Hunt
- D412,776 S 8/1999 Biedermann
- D490,233 S 5/2004 Cooper
- D527,518 S 9/2006 Harlow
- D546,542 S 7/2007 Lubrano



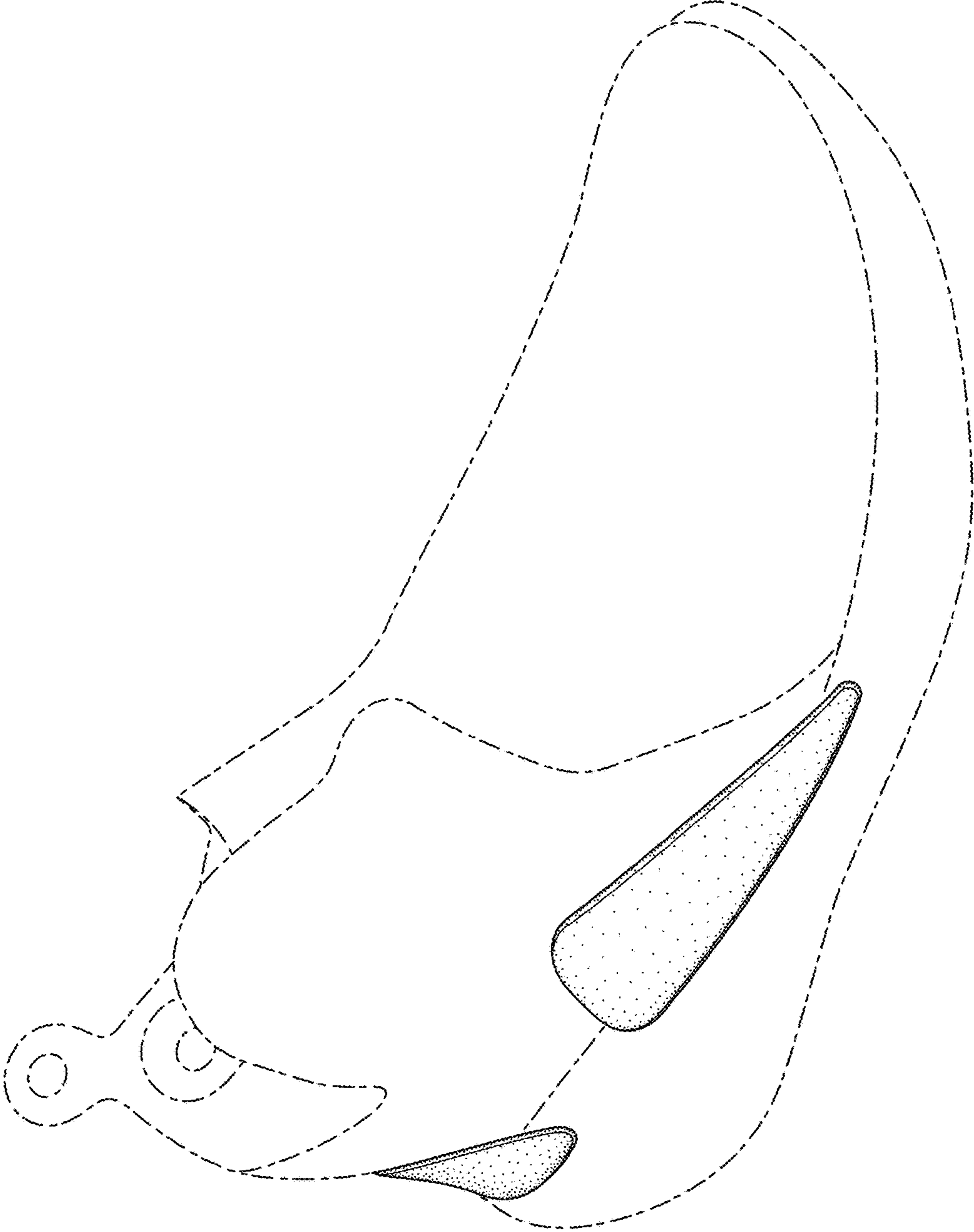


FIG. 1

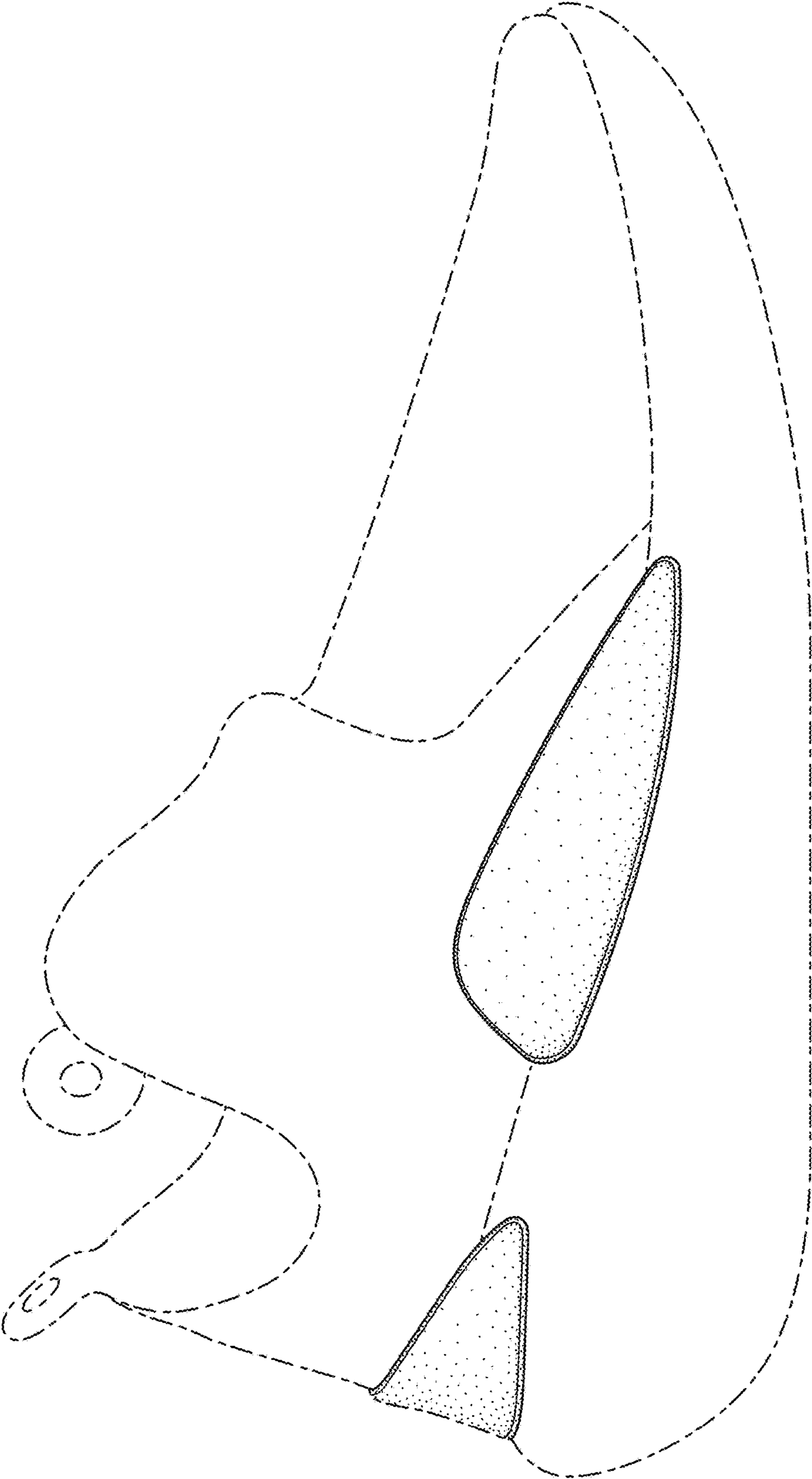


FIG. 2

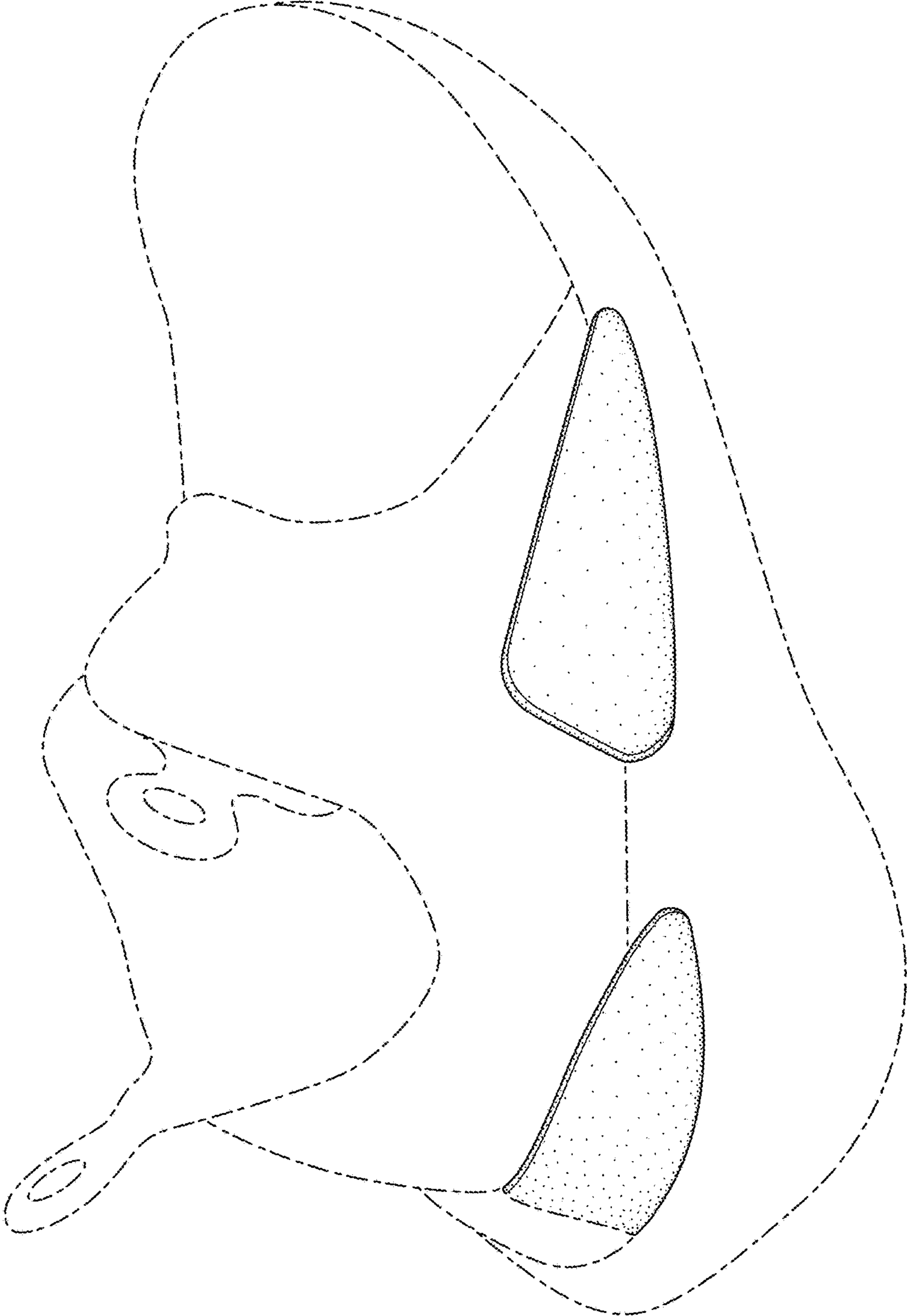


FIG. 3