

US00D864547S

(12) **United States Design Patent**
Fadden

(10) **Patent No.:** **US D864,547 S**

(45) **Date of Patent:** **** Oct. 29, 2019**

(54) **SHOE UPPER**

(71) Applicant: **Lisa Fadden**, El Segundo, CA (US)

(72) Inventor: **Lisa Fadden**, El Segundo, CA (US)

(73) Assignee: **Dynasty Footwear, Ltd.**, El Segundo, CA (US)

(**) Term: **14 Years**

(21) Appl. No.: **29/516,365**

(22) Filed: **Jan. 30, 2015**

(51) **LOC (12) Cl.** **02-04**

(52) **U.S. Cl.**
USPC **D2/972; D2/976**

(58) **Field of Classification Search**
USPC D2/896, 900, 909-911, 920, 943, 946,
D2/969, 970, 974
CPC A43B 3/0078; A43B 23/00
See application file for complete search history.

(56) **References Cited**

U.S. PATENT DOCUMENTS

- 2,188,310 A * 1/1940 Price B44C 3/10
283/79
- 4,712,319 A * 12/1987 Gorla A43B 1/0036
359/518
- 4,858,425 A * 8/1989 Cheredaryk B44F 1/02
156/64
- D335,568 S * 5/1993 Kilgore D2/902
- D342,598 S * 12/1993 Harrington D2/939
- D381,192 S * 7/1997 Pallera D2/900
- D381,491 S * 7/1997 Pallera D2/900
- D382,096 S * 8/1997 Pallera D2/900
- D469,712 S * 2/2003 Valentini D11/6

- D494,342 S * 8/2004 Gebhardt D2/897
- 6,769,204 B1 * 8/2004 Phillips A43B 1/0081
36/100
- D548,432 S * 8/2007 Martin D11/3
- D550,430 S * 9/2007 Martin, Jr. D11/3
- D593,314 S * 6/2009 Stewart-White D2/946
- D594,641 S * 6/2009 McDade D2/946
- D604,036 S * 11/2009 McDade D2/946
- D627,146 S * 11/2010 Kantor D2/976
- D645,656 S * 9/2011 Nakamura D11/90
- D655,074 S * 3/2012 LaRusso D2/946
- D667,224 S * 9/2012 Franco D5/8
- D668,065 S * 10/2012 Franco D5/64
- D671,300 S * 11/2012 Garcia Mira D2/923
- D680,317 S * 4/2013 Voskuil D2/946
- D693,996 S * 11/2013 Khoury D2/917
- 2007/0130805 A1 * 6/2007 Brady A43B 3/0078
36/136
- 2008/0163514 A1 * 7/2008 Stassinopoulos A43B 1/0081
36/100

* cited by examiner

Primary Examiner — Rashida C. Walshon
(74) *Attorney, Agent, or Firm* — Joseph G Swan, PC

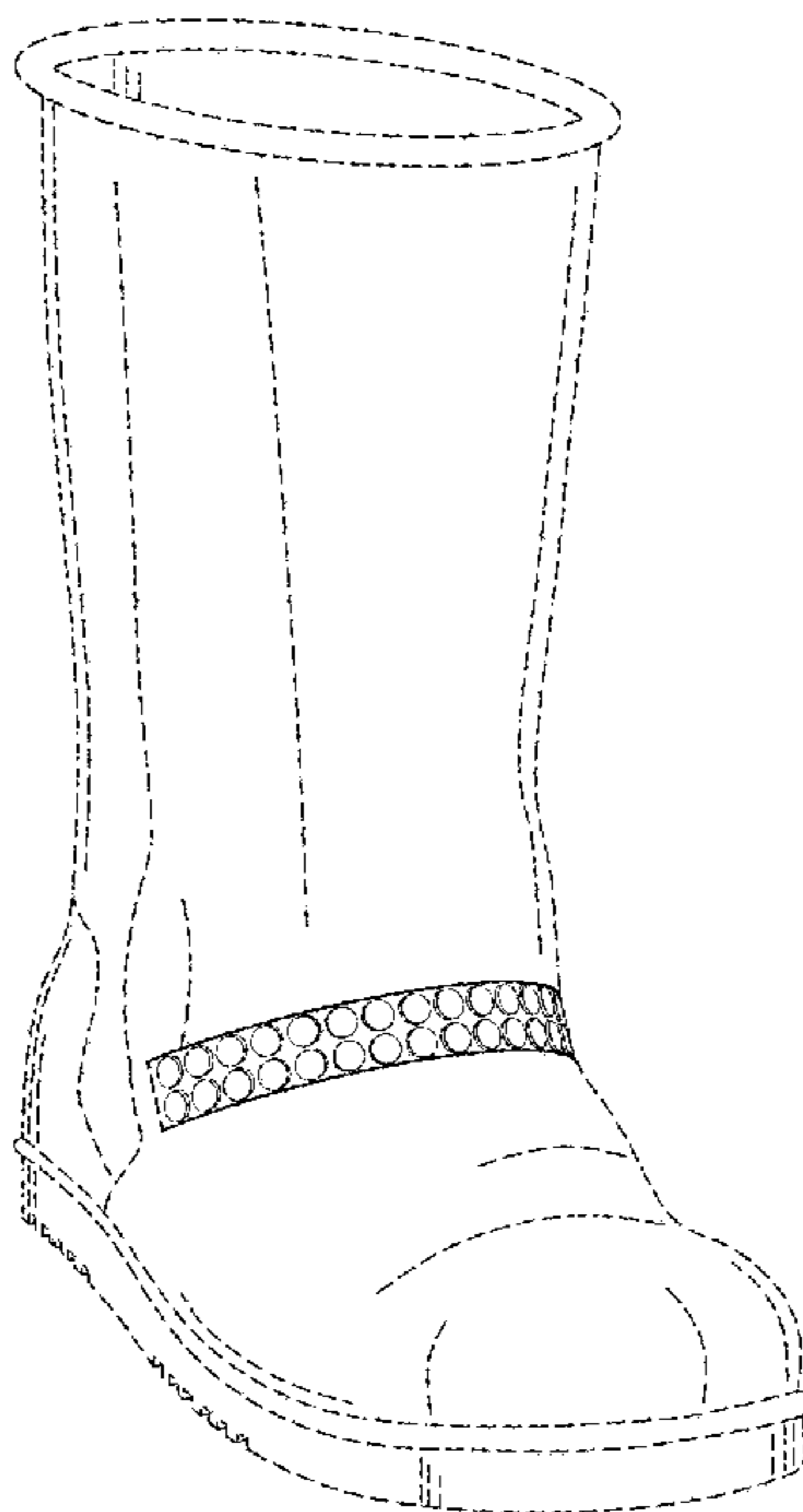
(57) **CLAIM**

The ornamental design for a shoe upper, as shown and described.

DESCRIPTION

FIG. 1 is a perspective view of a shoe upper of the present invention; and,
FIG. 2 is a front elevation view thereof.
The portions of the shoe upper shown in broken lines are solely for the purpose of illustrating environment and form no part of the claimed design.

1 Claim, 2 Drawing Sheets



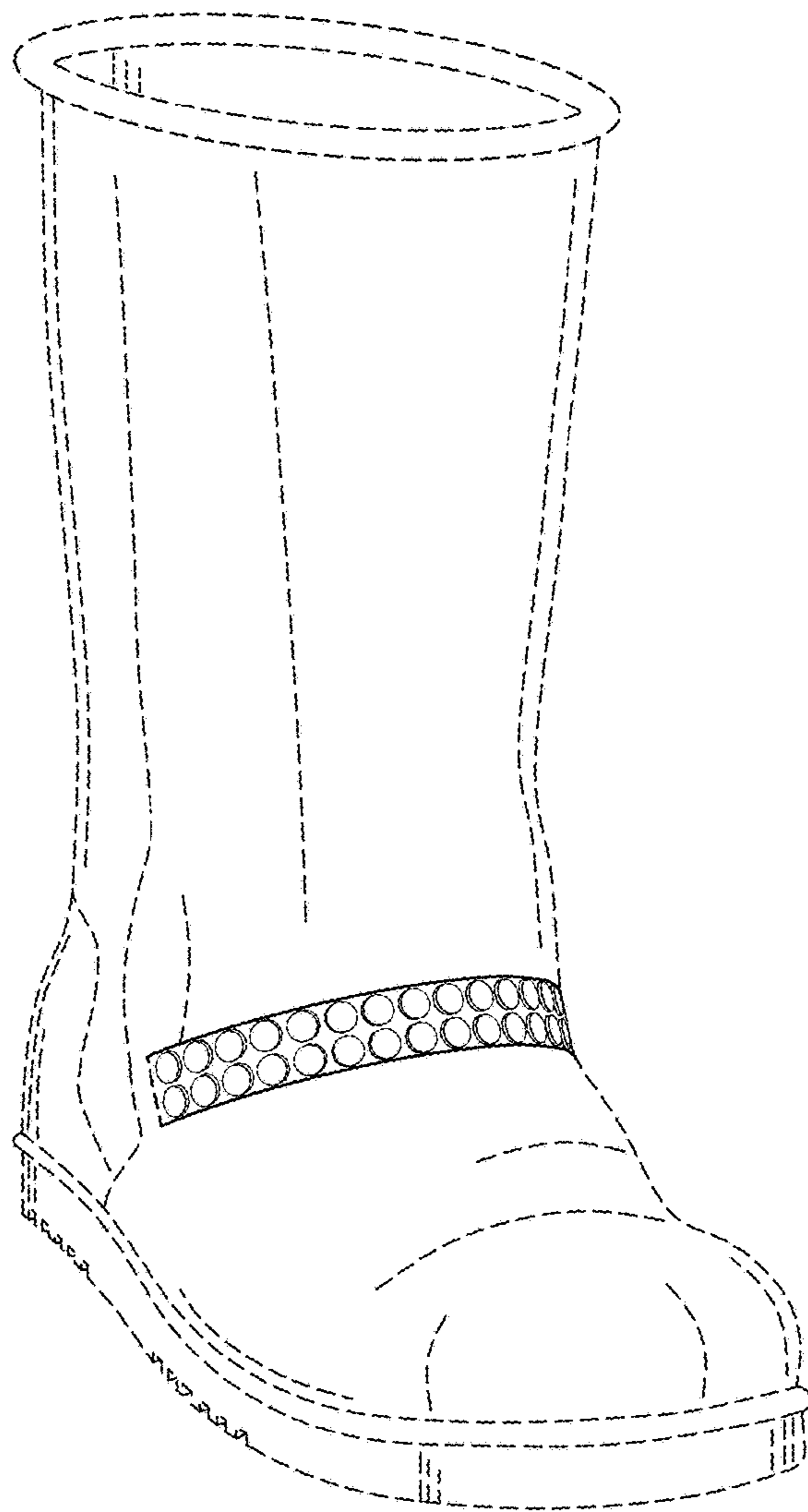


FIG. 1

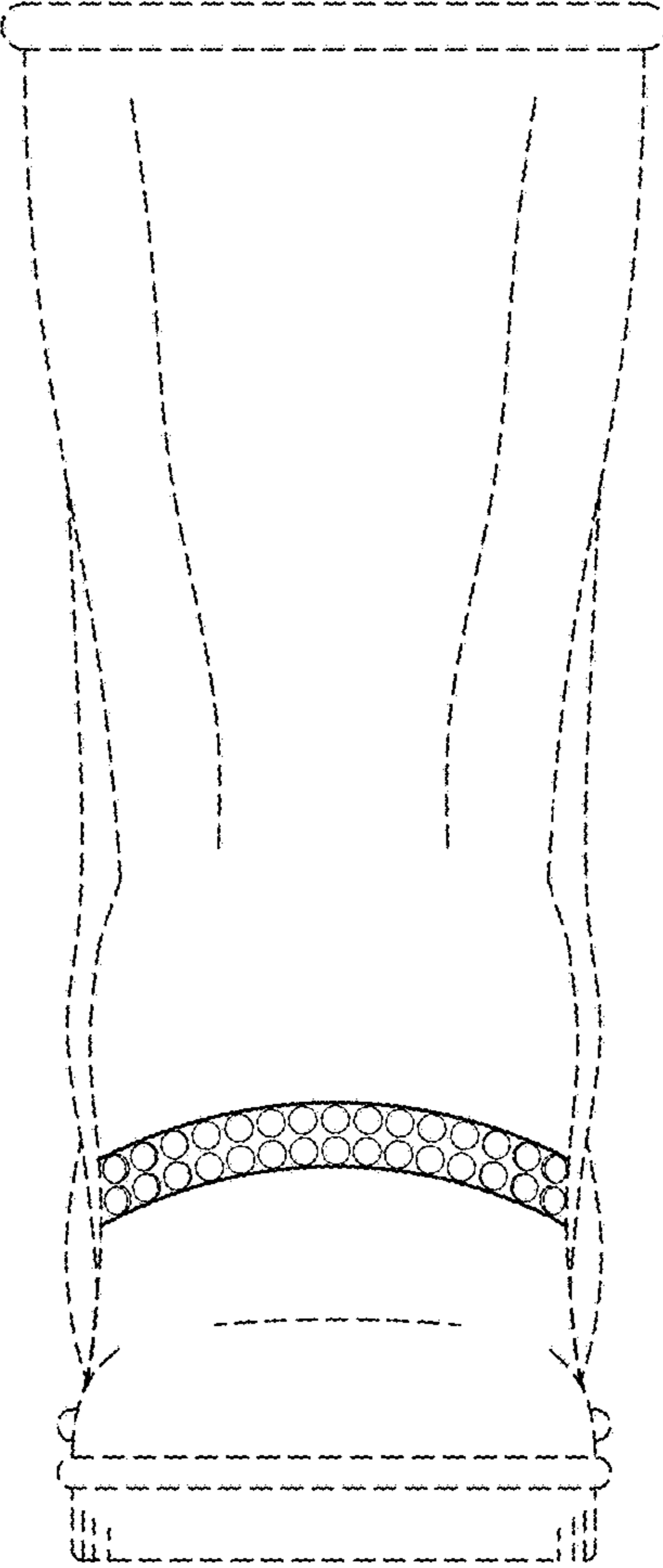


FIG. 2