



US00D864531S

(12) **United States Design Patent** (10) **Patent No.:** **US D864,531 S**
Tæstensen et al. (45) **Date of Patent:** **** Oct. 29, 2019**

(54) **FOOTWEAR**

- (71) Applicant: **ECCO Sko A/S**, Bredebro (DK)
- (72) Inventors: **Niki Tæstensen**, Flensburg (DE);
Savino Paolo Bove, Biel (CH)
- (73) Assignee: **ECCO Sko A/S**, Bredebro (DK)
- (**) Term: **15 Years**
- (21) Appl. No.: **29/624,636**
- (22) Filed: **Nov. 2, 2017**

Related U.S. Application Data

- (62) Division of application No. 35/501,446, filed on Jun. 3, 2016 (U.S. filing date under 35 U.S.C. 384), and having an international filing date of Jun. 3, 2016, now Pat. No. Des. 808,132.

(51) **LOC (12) Cl.** **02-04**

(52) **U.S. Cl.**
USPC **D2/910**

(58) **Field of Classification Search**

USPC D2/896, 902, 906-911, 919, 922,
D2/923-927, 936, 939, 941, 942,
D2/964-966, 969-972

CPC A43B 1/0027; A43B 21/24; A43B 21/36;
A43B 21/42; A43B 21/51; A43B 21/52;
A43B 21/54; A43B 23/227; A43B 3/24;
A43B 3/246; A43B 9/02; A43B 17/02;
A43B 13/12; A43B 13/28; A43B 13/42;
A43B 21/32; A43B 3/108; A43B 13/16;
A43B 5/12; A43B 3/248; A43B 3/10;
A43B 13/122; A43B 3/14; A43B 13/141;
A43B 13/181; A43B 13/184; A43B
13/20; A43B 1/00; A43B 1/0009; A43B
1/04; A43B 23/0295; A43B 5/00

See application file for complete search history.

(56) **References Cited**

U.S. PATENT DOCUMENTS

1,716,346	A *	6/1929	Rice	A43B 3/16 36/7.3
D264,268	S	5/1982	Askew	
4,584,783	A	4/1986	Dobbin	
D358,929	S	6/1995	Peterson	
D449,426	S	10/2001	Pollastrelli	
D494,351	S *	8/2004	Kuerbis	D2/972
D594,187	S	6/2009	Hickman	
D602,682	S *	10/2009	Joules	D2/910
D631,234	S	1/2011	Kasprzak	
D680,714	S	4/2013	Della Valle et al.	
D689,674	S	9/2013	Kampf	
D734,596	S	7/2015	Lane, III et al.	
D735,975	S	8/2015	Lane, III et al.	
D735,976	S	8/2015	Siegel	
9,204,682	B2	12/2015	Grott et al.	

(Continued)

Primary Examiner — Jennifer L Watkins

(74) *Attorney, Agent, or Firm* — Finnegan, Henderson, Farabow, Garrett & Dunner LLP

(57) **CLAIM**

The ornamental design for footwear, as shown and described.

DESCRIPTION

FIG. 1 is a front right perspective view of the footwear showing our new design;
 FIG. 2 is a back elevation view thereof;
 FIG. 3 is right side perspective view thereof;
 FIG. 4 is a front perspective view thereof;
 FIG. 5 is a top plan view thereof; and,
 FIG. 6 is a left side perspective view thereof.
 The broken lines of uneven length represent the boundary of the claimed design and form no part of the claimed design. The area shown in lighter tone below the broken line of uneven length forms no part of the claimed design.

1 Claim, 6 Drawing Sheets



(56)

References Cited

U.S. PATENT DOCUMENTS

D751,797 S	3/2016	Slimane	
D752,322 S	3/2016	Tomat	
D760,483 S	7/2016	Siegel	
D782,788 S *	4/2017	Cook	D2/909
D794,301 S *	8/2017	Raasch	D2/969
D846,859 S *	4/2019	Foust	D2/970
D848,125 S *	5/2019	Hardy	D2/910
2010/0275470 A1	11/2010	Hoffer et al.	
2011/0072687 A1	3/2011	Bobbett et al.	

* cited by examiner



FIG. 1




FIG. 2



FIG. 3




FIG. 4




FIG. 5



FIG. 6