



US00D864519S

(12) **United States Design Patent** (10) **Patent No.:** **US D864,519 S**
Hyma et al. (45) **Date of Patent:** **** Oct. 29, 2019**

(54) **GLOVE**

(71) Applicant: **MILWAUKEE ELECTRIC TOOL CORPORATION**, Brookfield, WI (US)

(72) Inventors: **Steven W. Hyma**, Milwaukee, WI (US); **Grant T. Squiers**, Cudahy, WI (US)

(73) Assignee: **Milwaukee Electric Tool Corporation**, Brookfield, WI (US)

(**) Term: **15 Years**

(21) Appl. No.: **29/636,558**

(22) Filed: **Feb. 9, 2018**

Related U.S. Application Data

(62) Division of application No. 29/588,831, filed on Dec. 23, 2016, now Pat. No. Des. 812,843, which is a (Continued)

(51) **LOC (12) Cl.** **02-06**

(52) **U.S. Cl.**
USPC **D2/619; D2/623**

(58) **Field of Classification Search**
USPC **D02/616–620, 623; D29/113, 117.1, 123**
(Continued)

(56) **References Cited**

U.S. PATENT DOCUMENTS

6,141,643 A 10/2000 Harmon
6,279,164 B1 8/2001 Martin
(Continued)

FOREIGN PATENT DOCUMENTS

CN 204483154 7/2015

Primary Examiner — Derrick E Holland
Assistant Examiner — Andrew Kerr

(74) *Attorney, Agent, or Firm* — Reinhart Boerner Van Deuren s.c.

(57) **CLAIM**

We claim the ornamental design for a glove, as shown and described.

DESCRIPTION

The file of this patent document contains at least one drawing executed in color. Copies of this patent document with color drawings will be provided by the United States patent and Trademark Office upon request and payment of the necessary fee.

FIG. 1 is a top perspective view of a right hand glove according to a first embodiment, showing our new design;

FIG. 2 is a top view thereof;

FIG. 3 is a left side view thereof;

FIG. 4 is a right side view thereof;

FIG. 5 is a top perspective view of a left hand glove according to a second embodiment, showing our new design;

FIG. 6 is a top view thereof;

FIG. 7 is a right side view thereof;

FIG. 8 is a left side view thereof;

FIG. 9 is a top perspective view of a right hand glove according to a third embodiment, showing our new design;

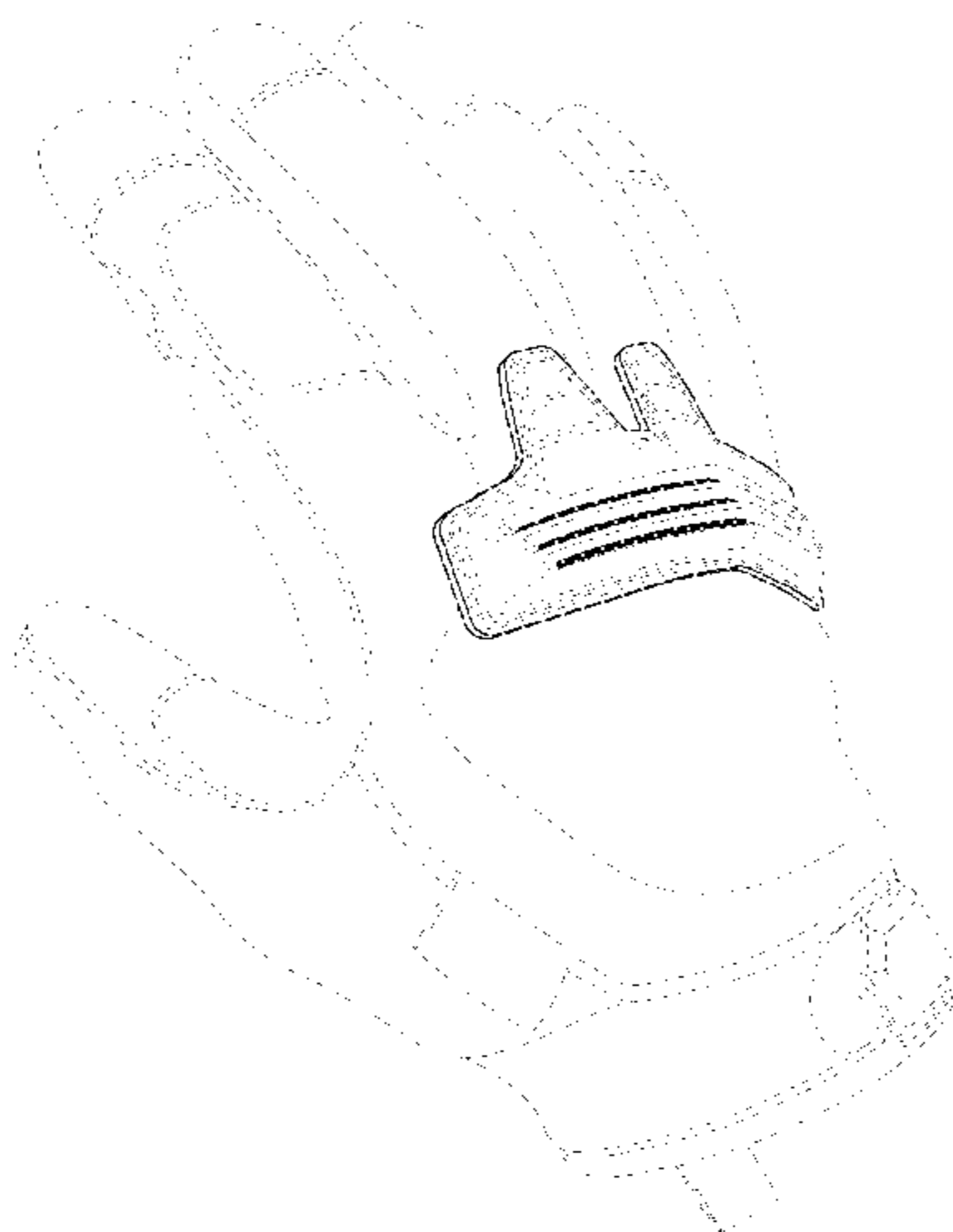
FIG. 10 is a top view thereof;

FIG. 11 is a top perspective view of a left hand glove according to a fourth embodiment, showing our new design; and,

FIG. 12 is a top view thereof.

Any line in a black-lined drawing or colored drawing may provide a boundary line of a claimed design element. A boundary line of a claimed design element may be defined in an area between lines in a black-lined drawing or a colored drawing. An element or a subset of any combination of elements in a drawing may form a claimed design. Any portion of the glove shown in broken lines is included for the purpose of illustrating environment and forms no part of the claimed design.

1 Claim, 12 Drawing Sheets
(4 of 12 Drawing Sheet(s) Filed in Color)



US D864,519 S

Page 2

Related U.S. Application Data

division of application No. 29/541,426, filed on Oct. 2, 2015, now Pat. No. Des. 778,531.

(58) Field of Classification Search

CPC A41D 19/015; A41D 13/02; A41D 19/00;
A43B 7/00

See application file for complete search history.

(56)

References Cited

U.S. PATENT DOCUMENTS

D528,264 S 9/2006 Matlesky
D560,036 S 1/2008 VanErmen
D560,037 S 1/2008 VanErmen
D608,978 S 2/2010 Votel
8,490,217 B2 7/2013 Safford
8,528,117 B2 10/2013 Asiaghi
D696,467 S 12/2013 Nelson
8,605,049 B2 12/2013 Spencer
D703,389 S 4/2014 Ruminski
D722,208 S 2/2015 Votel
D733,364 S * 6/2015 Choi D29/117.1
D745,746 S 12/2015 Hughes
D777,385 S * 1/2017 Urbelis D2/623
D778,531 S 2/2017 Hyma et al.
D788,402 S 6/2017 Votel
D789,030 S 6/2017 Votel
D794,901 S 8/2017 Vargo
D796,779 S 9/2017 Votel
D809,714 S * 2/2018 Lim A41D 19/01505
D29/117.1
D812,843 S 3/2018 Hyma

D818,666 S * 5/2018 Urbelis D2/619
D824,599 S * 7/2018 Lim D29/117.1
2005/0231471 A1 10/2005 Mallard
2009/0158495 A1 6/2009 Flynn
2009/0275418 A1 11/2009 Whitehead
2010/0090966 A1 4/2010 Gregorio
2011/0277215 A1 11/2011 Lee
2012/0054937 A1 * 3/2012 Robaire A63B 71/143
2/16
2012/0157263 A1 6/2012 Sivak
2012/0198598 A1 8/2012 Cohen
2012/0324620 A1 12/2012 Murphy
2013/0025327 A1 1/2013 Cornish
2013/0036529 A1 2/2013 Salter
2013/0104278 A1 5/2013 Christopherson
2013/0104285 A1 5/2013 Nolan
2013/0180027 A1 7/2013 Rock
2013/0191962 A1 8/2013 Alves
2014/0026282 A1 * 1/2014 Rusakov A63B 71/143
2/20
2014/0028538 A1 1/2014 Shin
2014/0157486 A1 6/2014 Del Rio Audibert
2014/0165262 A1 6/2014 Klausner
2014/0165658 A1 6/2014 Cornish
2014/0201880 A1 * 7/2014 Binge A63B 71/141
2/20
2014/0259285 A1 9/2014 Andrews
2014/0283559 A1 9/2014 Andrews
2015/0029153 A1 1/2015 Williams
2015/0106990 A1 * 4/2015 Gait A63B 71/143
2/20
2015/0119200 A1 4/2015 Jones
2015/0189929 A1 7/2015 Ramirez

* cited by examiner

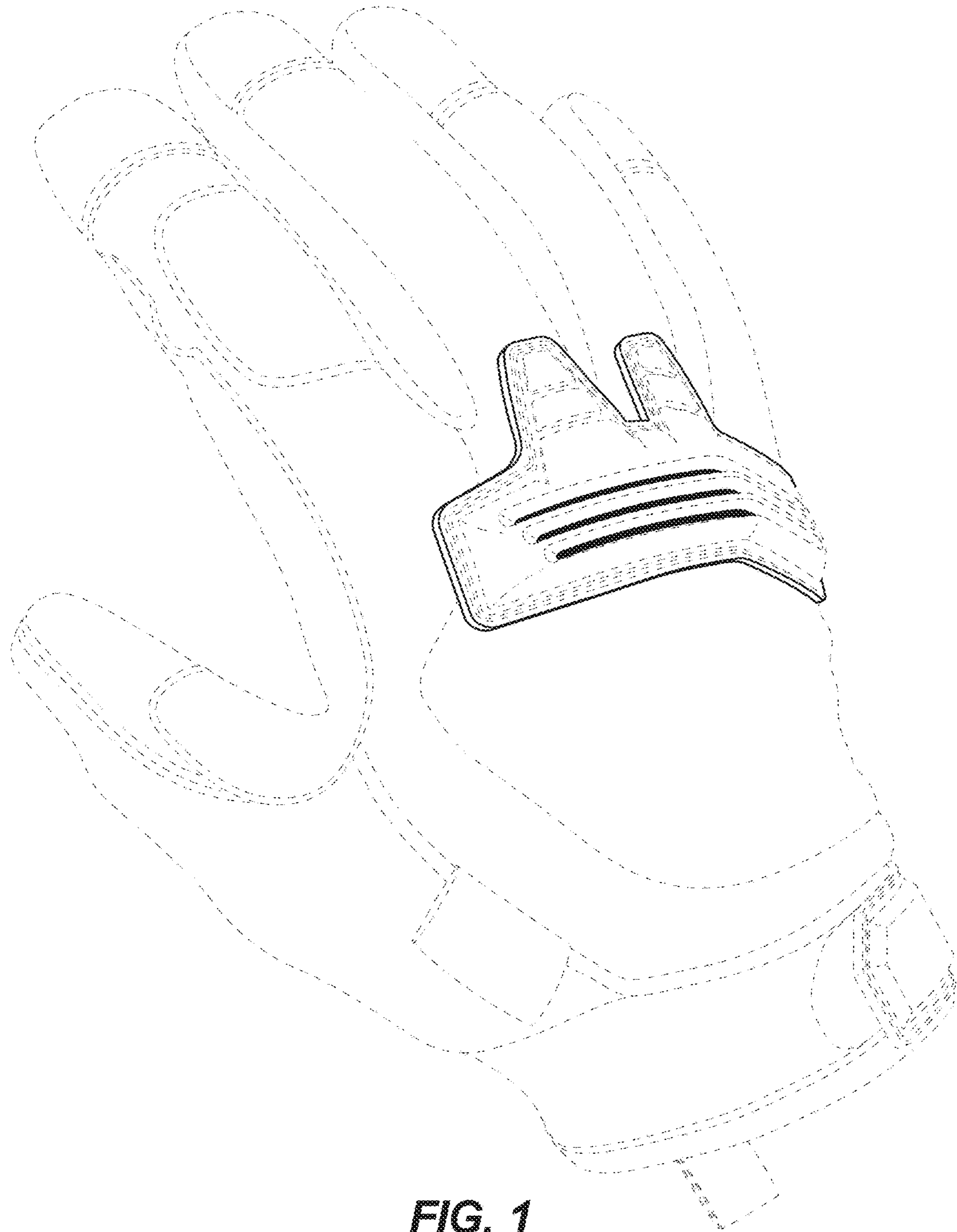


FIG. 1

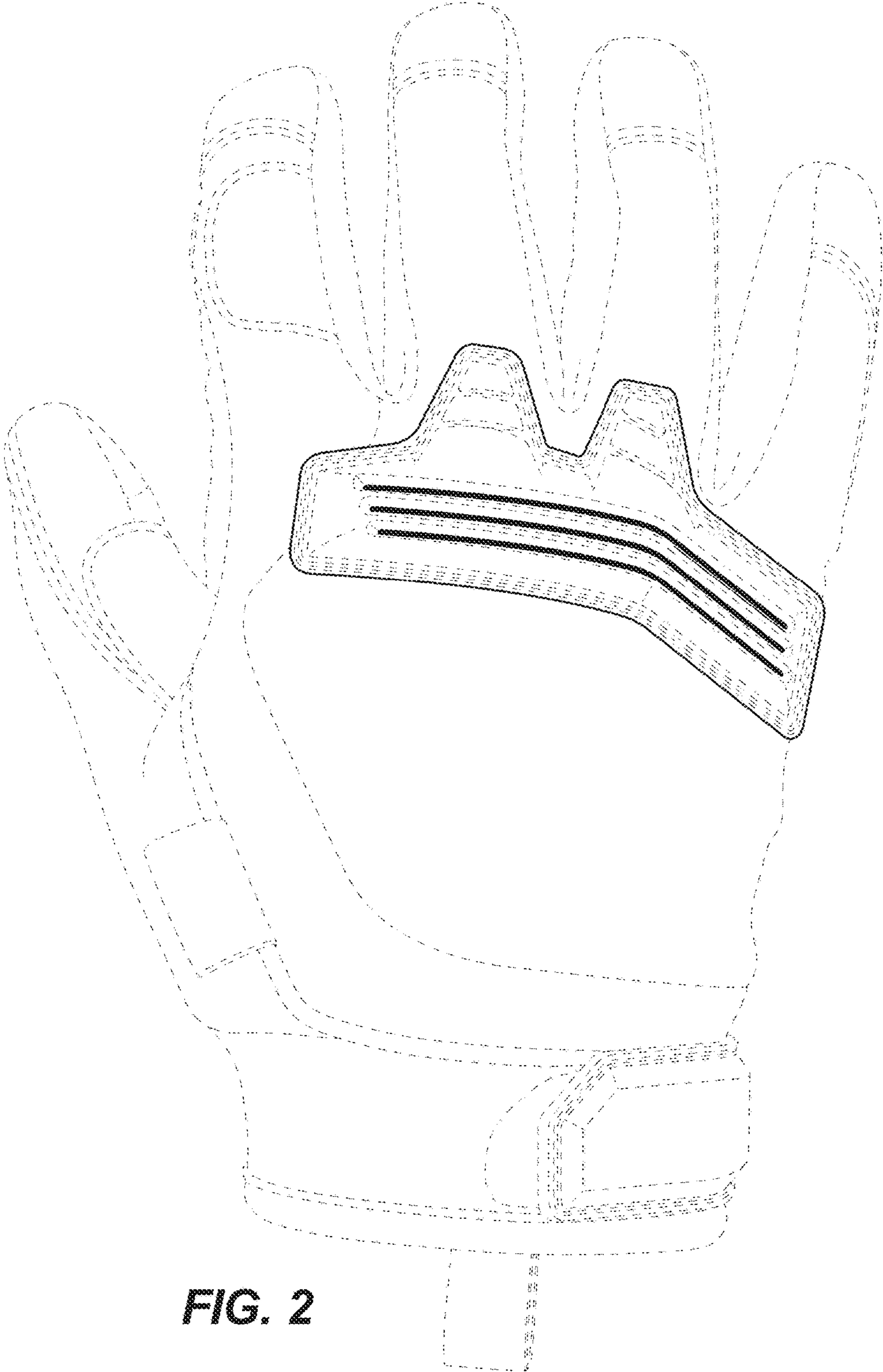


FIG. 2

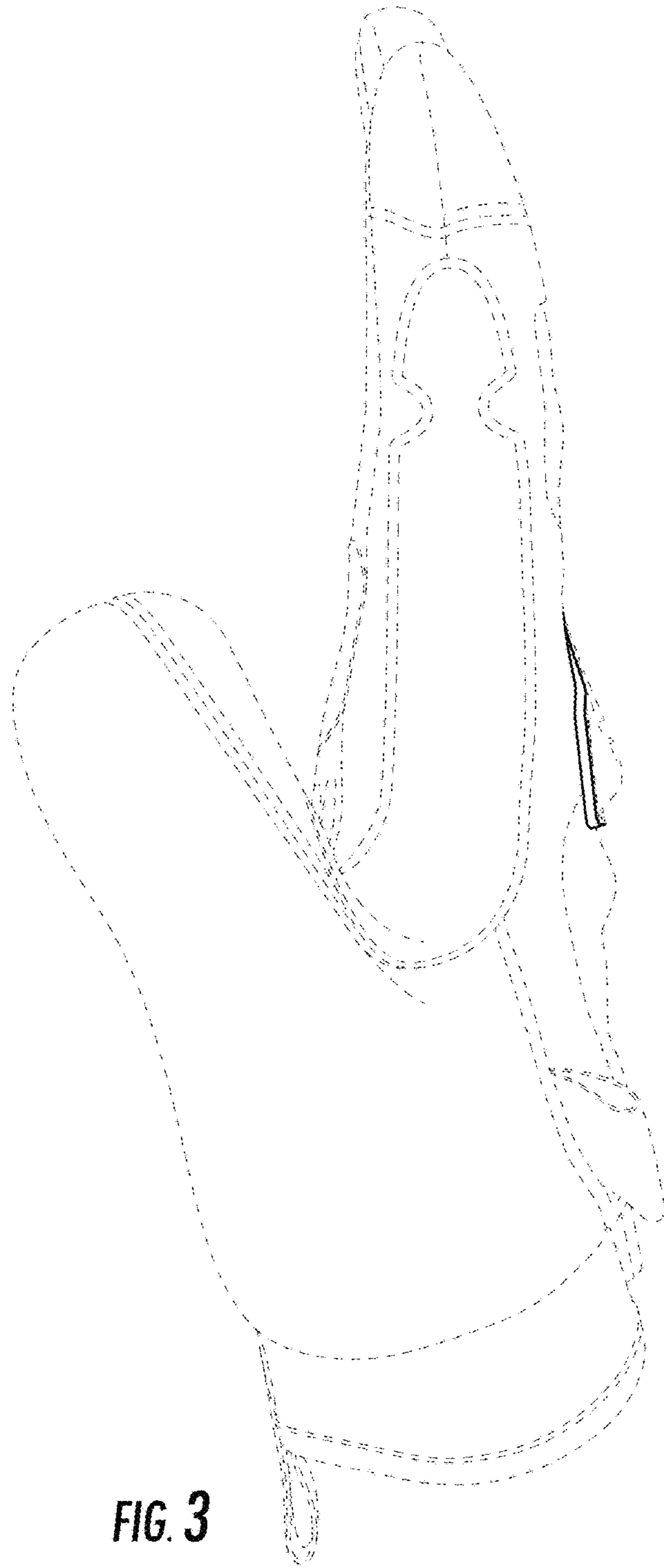


FIG. 3

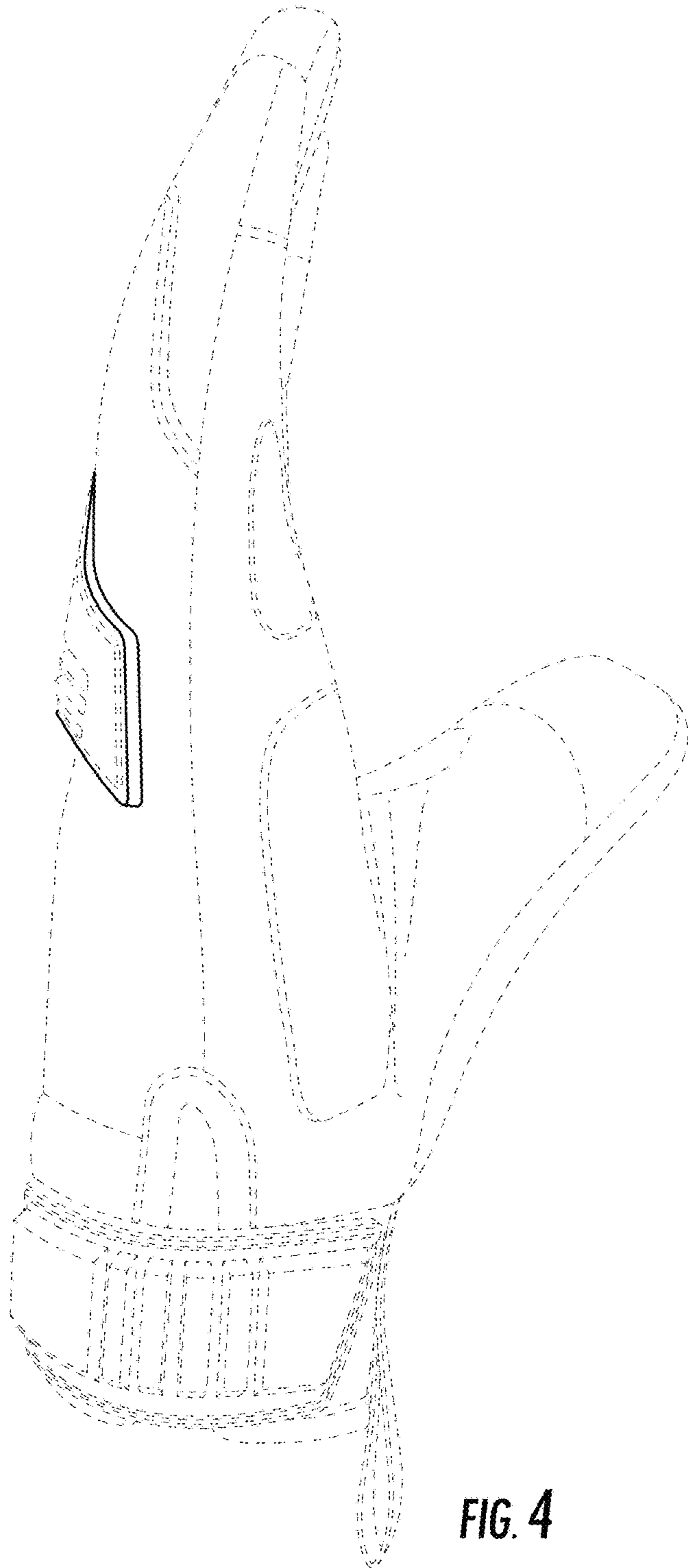


FIG. 4

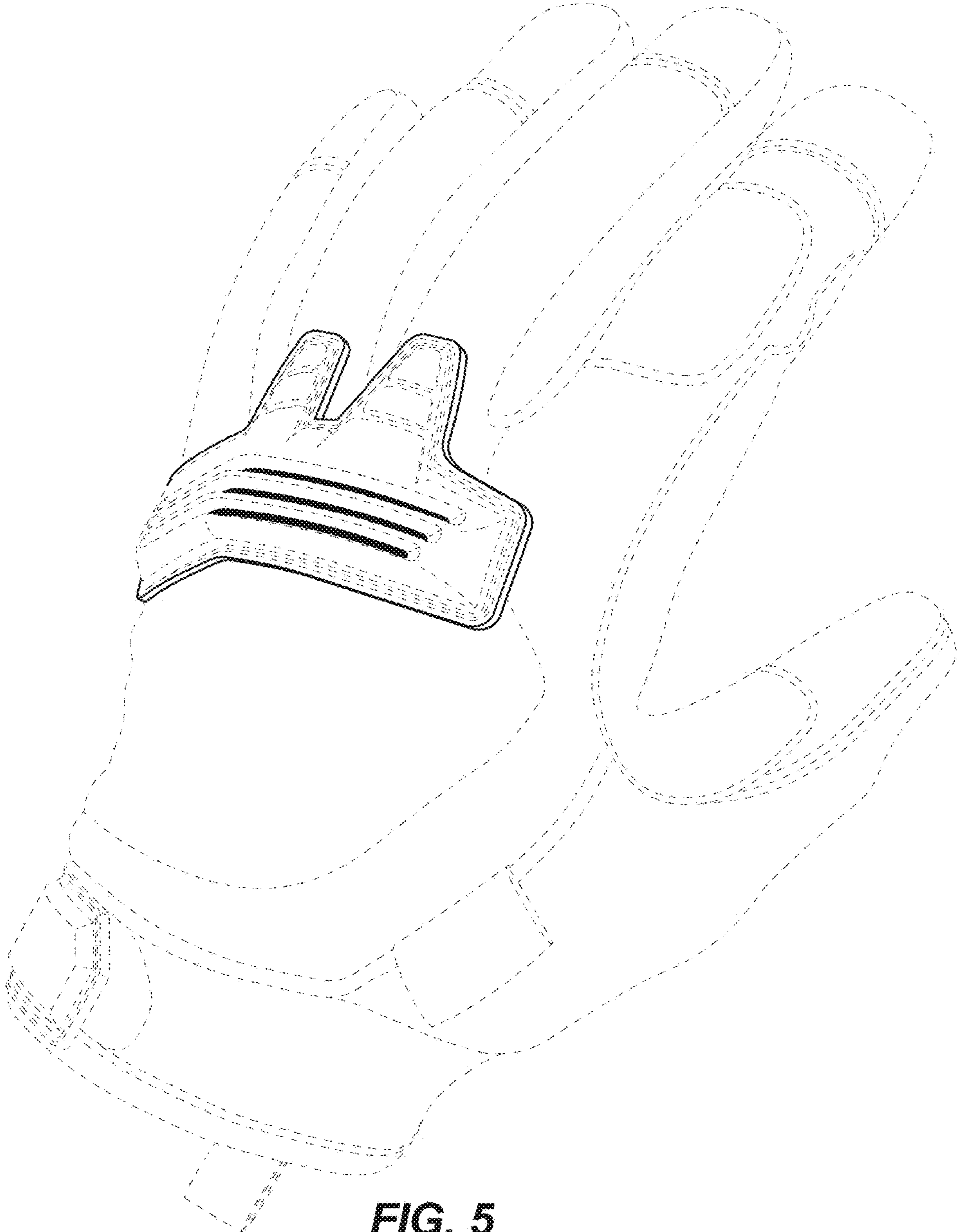


FIG. 5

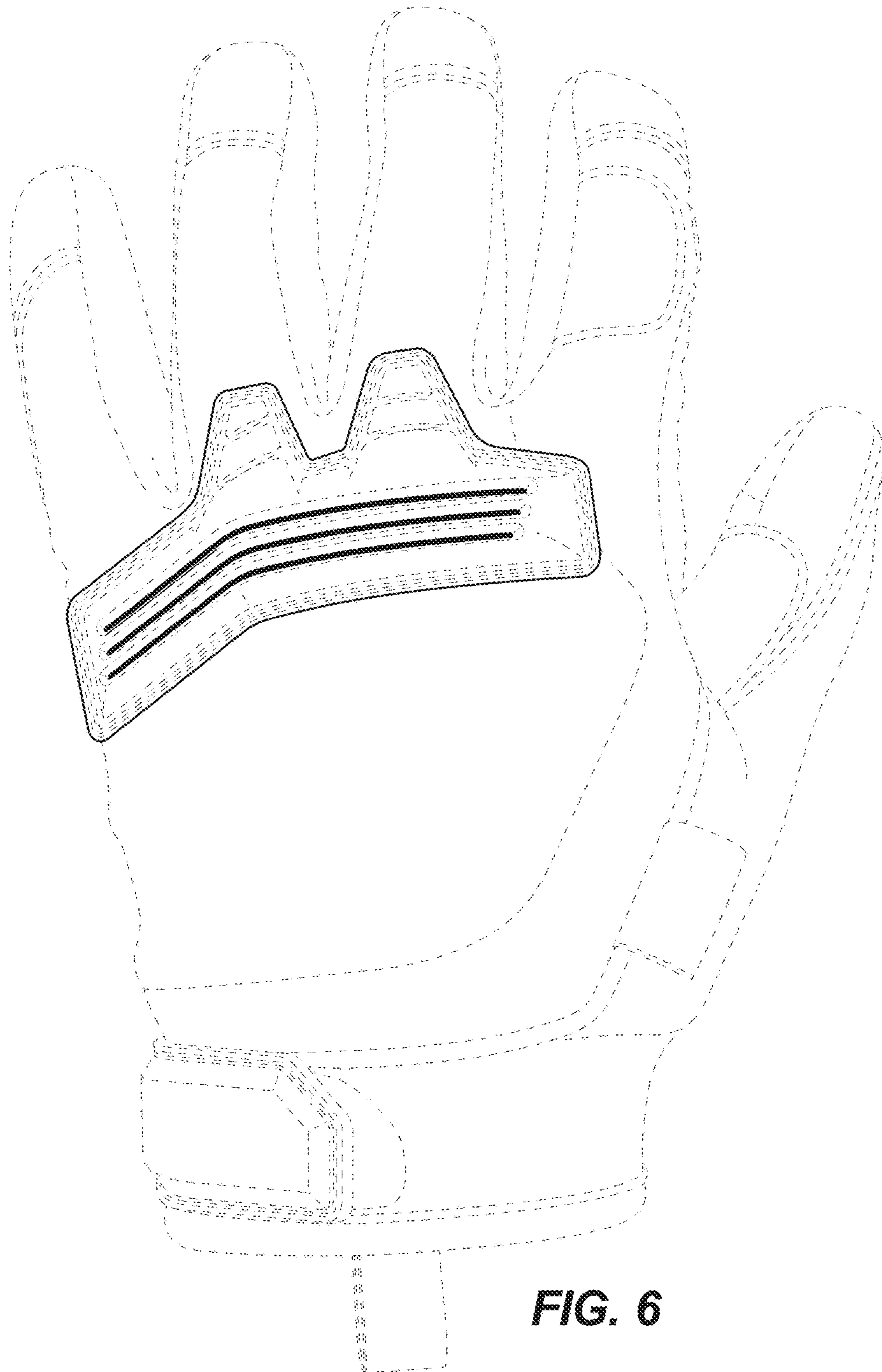


FIG. 6




FIG. 7

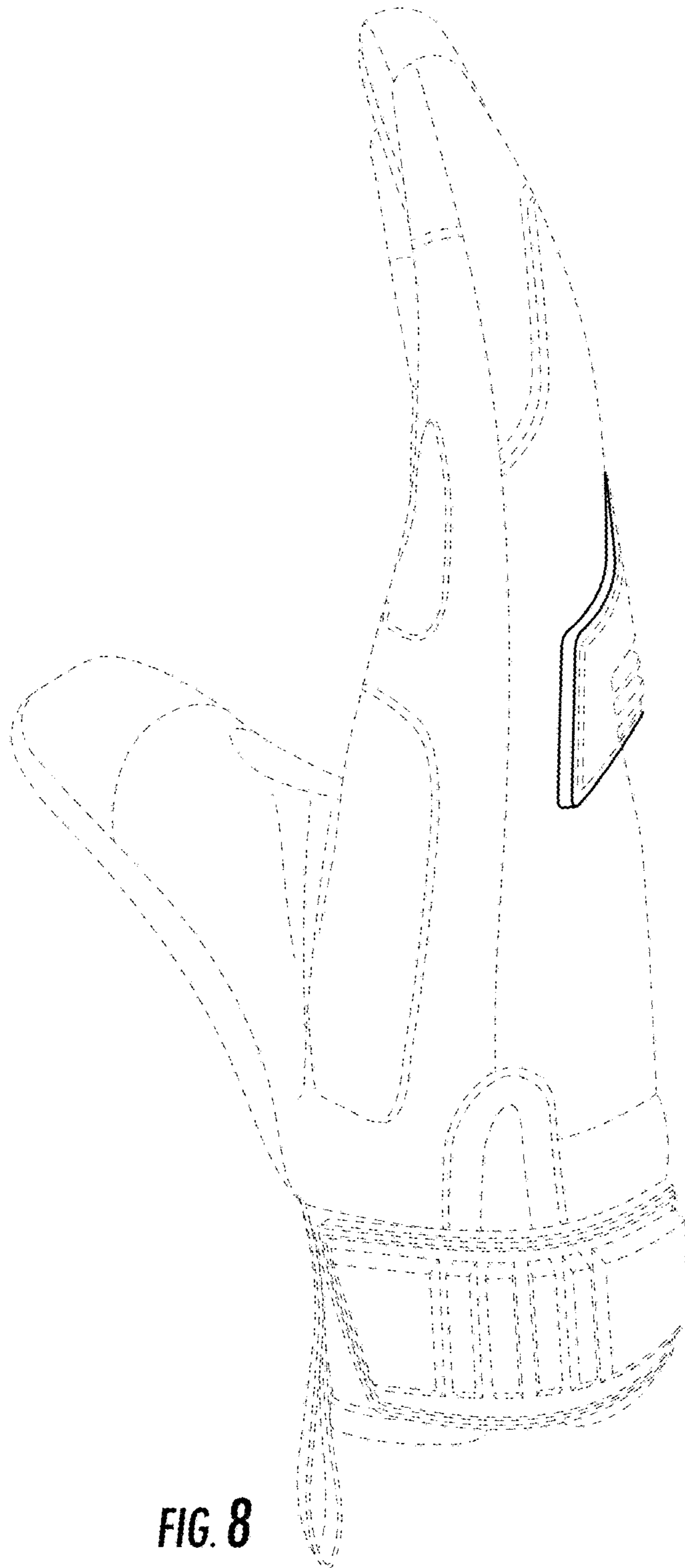


FIG. 8

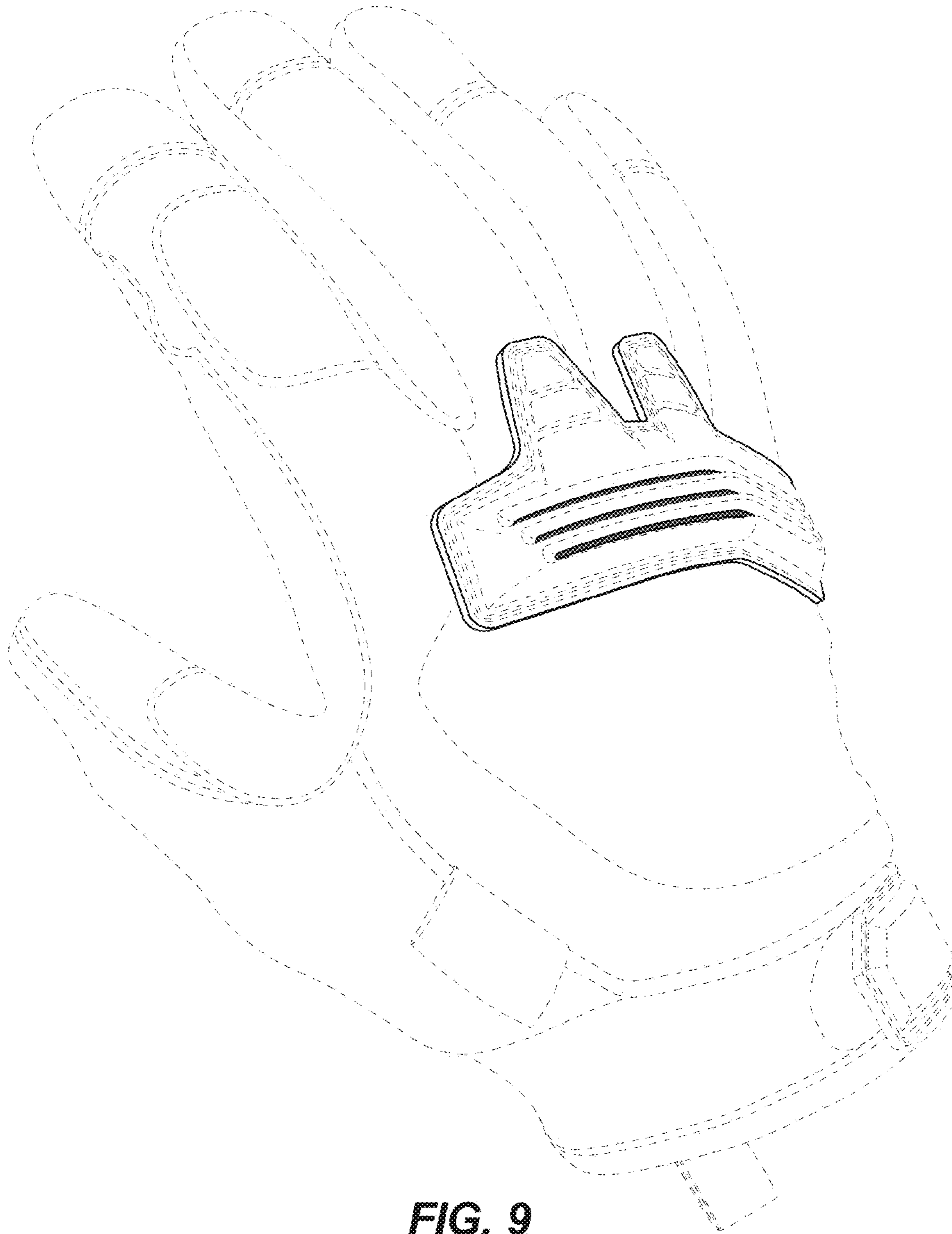


FIG. 9

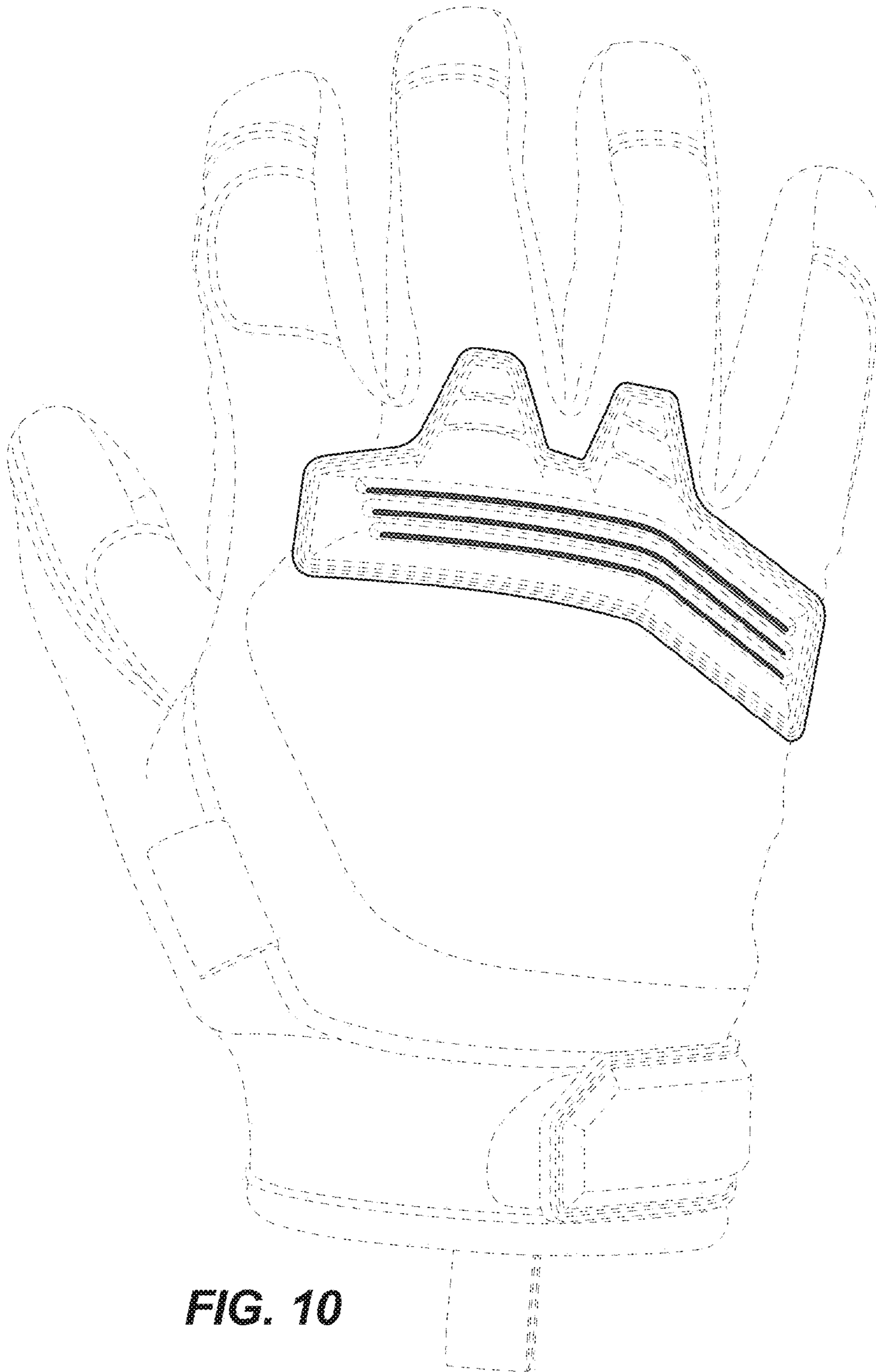


FIG. 10

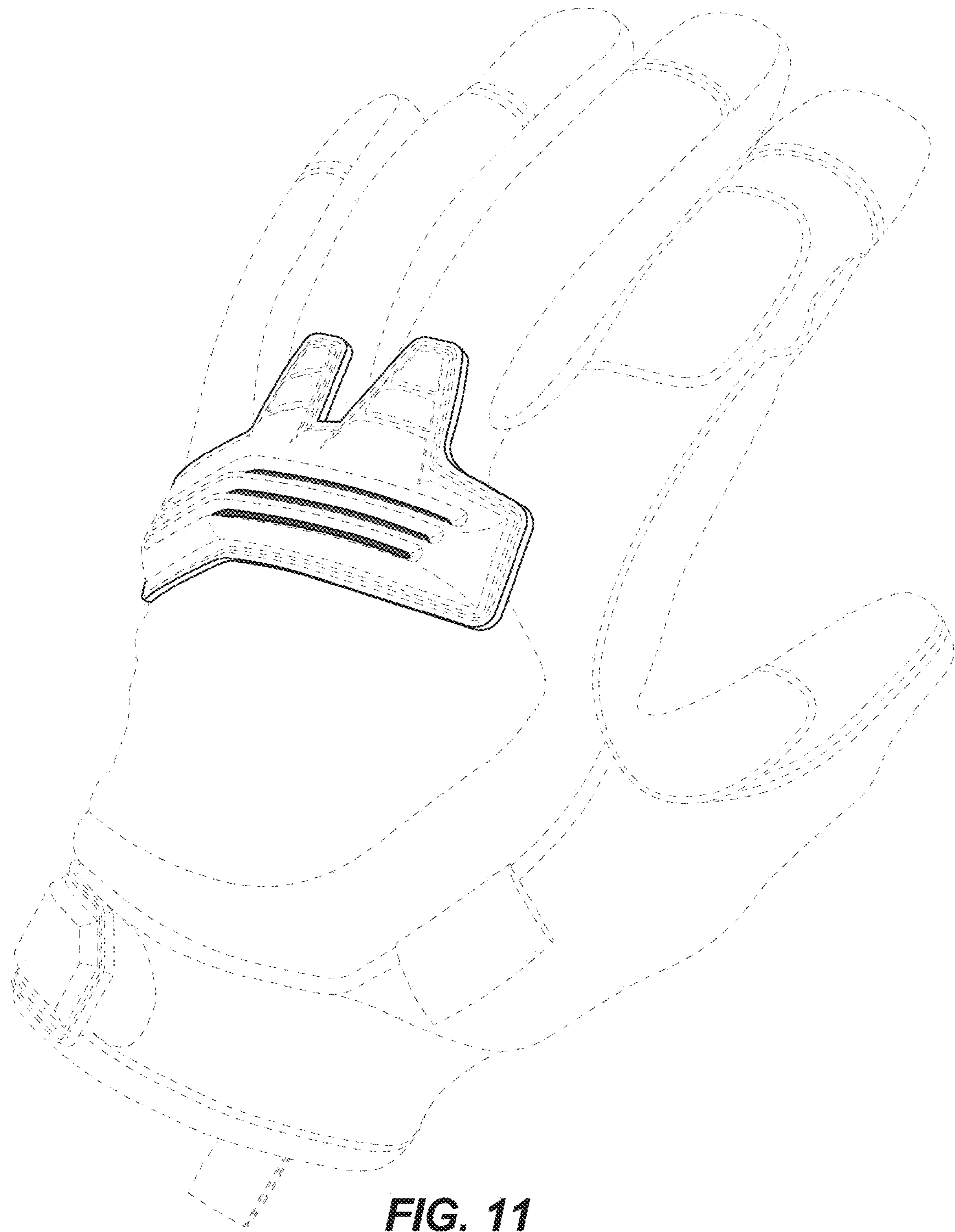


FIG. 11

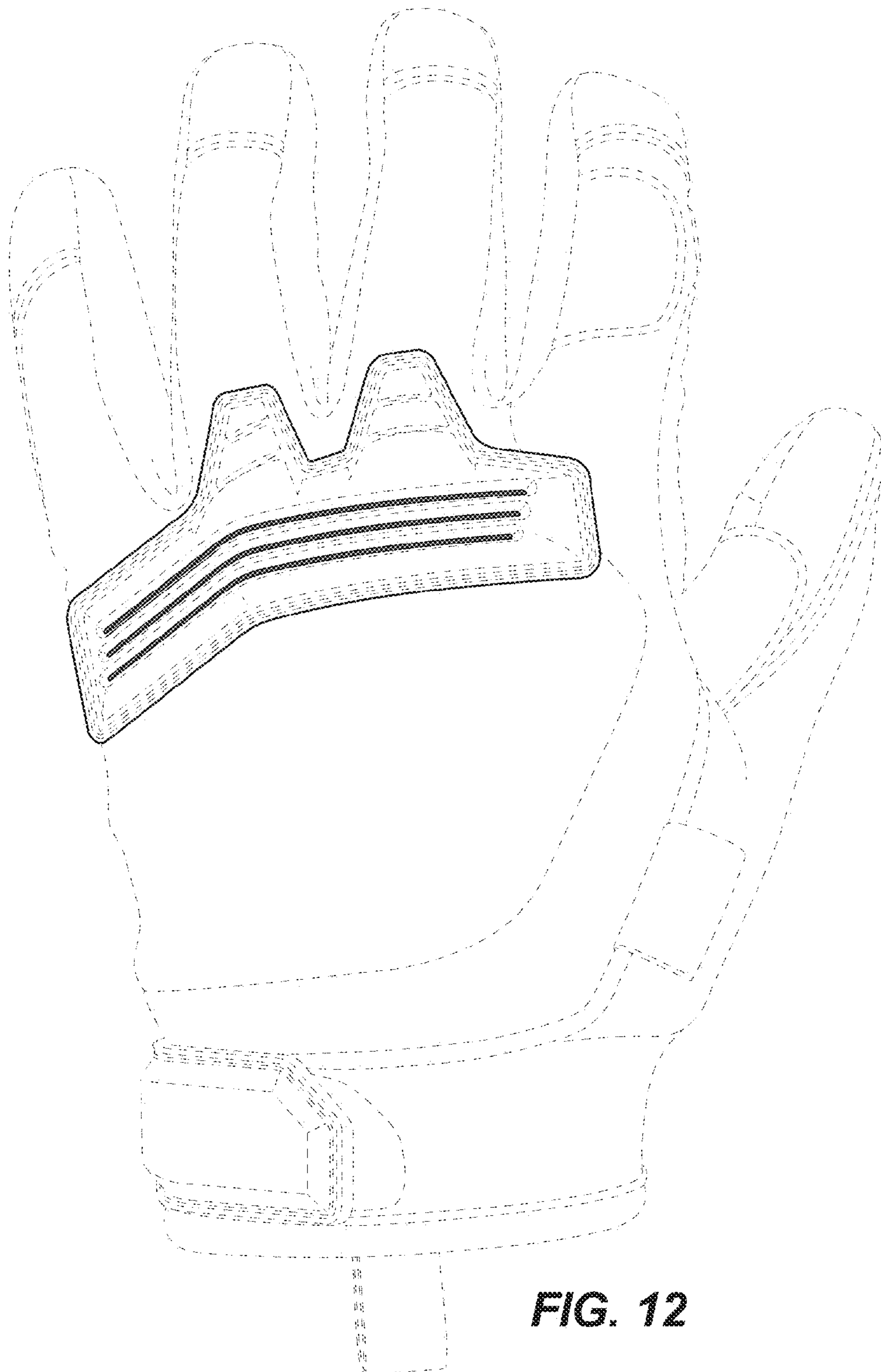


FIG. 12