



US00D864518S

(12) **United States Design Patent** (10) **Patent No.:** **US D864,518 S**
Raikhy (45) **Date of Patent:** **** Oct. 29, 2019**

(54) **GOLF GLOVE WITH VENTILATION MEANS**

(71) Applicant: **Sammerjit Raikhy**, New Delhi (IN)

(72) Inventor: **Sammerjit Raikhy**, New Delhi (IN)

(**) Term: **15 Years**

(21) Appl. No.: **29/637,503**

(22) Filed: **Feb. 19, 2018**

(51) **LOC (12) Cl.** **02-06**

(52) **U.S. Cl.**
USPC **D2/617**; D29/116.2; D29/117.1

(58) **Field of Classification Search**
USPC D2/618, 619, 621, 622, 623, 617;
D29/113, 114, 116.2, 117.1, 117.2, 118,
D29/120.1, 123

CPC A41D 19/00; A41D 19/01547; A41D
19/01558; A63B 71/146

See application file for complete search history.

(56) **References Cited**

U.S. PATENT DOCUMENTS

D424,784 S *	5/2000	Redwood	D2/619
D426,922 S *	6/2000	Redwood	D2/619
D554,808 S *	11/2007	Litke	D29/116.2
D565,250 S *	3/2008	Batista	D29/116.2
D583,527 S *	12/2008	Kleinert	D2/617
D584,026 S *	1/2009	Kleinert	D2/617
D651,765 S *	1/2012	Williams	D29/116.2
D806,320 S *	12/2017	Bonzagni	D29/116.2
2009/0271905 A1 *	11/2009	Alexander	A41D 19/01529 2/16
2011/0197337 A1 *	8/2011	Lee	A41D 19/01564 2/161.3
2019/0091547 A1 *	3/2019	Schwanke	A63B 71/143
2019/0133221 A1 *	5/2019	Raikhy	A41D 19/0017

OTHER PUBLICATIONS

FitsT4 Golf Gloves, posted at amazon.com, posting date by Jan. 2, 2019, [online], [site visited Jul. 31, 2019]. Available from Internet,

URL: <https://www.amazon.com/FitsT4-Mens-Gloves-Right-Hands/dp/B07GJF7NYP> (Year: 2019).*

HJ Glove Snow White Durasoft Golf Glove, posted at amazon.com, posting date by May 9, 2013, [online], [site visited Jul. 31, 2019]. Available from Internet, URL: <https://www.amazon.com/HJ-Glove-Mens-White-Durasoft/dp/B00A8Z6F1U> (Year: 2013).*

* cited by examiner

Primary Examiner — George D. Kirschbaum

Assistant Examiner — Maria J Edwards

(74) *Attorney, Agent, or Firm* — The Rapacke Law Group, P.A.

(57) **CLAIM**

The ornamental design for a golf glove with ventilation means, as shown and described.

DESCRIPTION

FIG. 1 is a bottom perspective view of the golf glove with ventilation means showing my new design;

FIG. 2 is a front elevational view of the golf glove with ventilation means thereof;

FIG. 3 is a rear elevational view of the golf glove with ventilation means thereof;

FIG. 4 is a left side elevational view of the golf glove with ventilation means thereof;

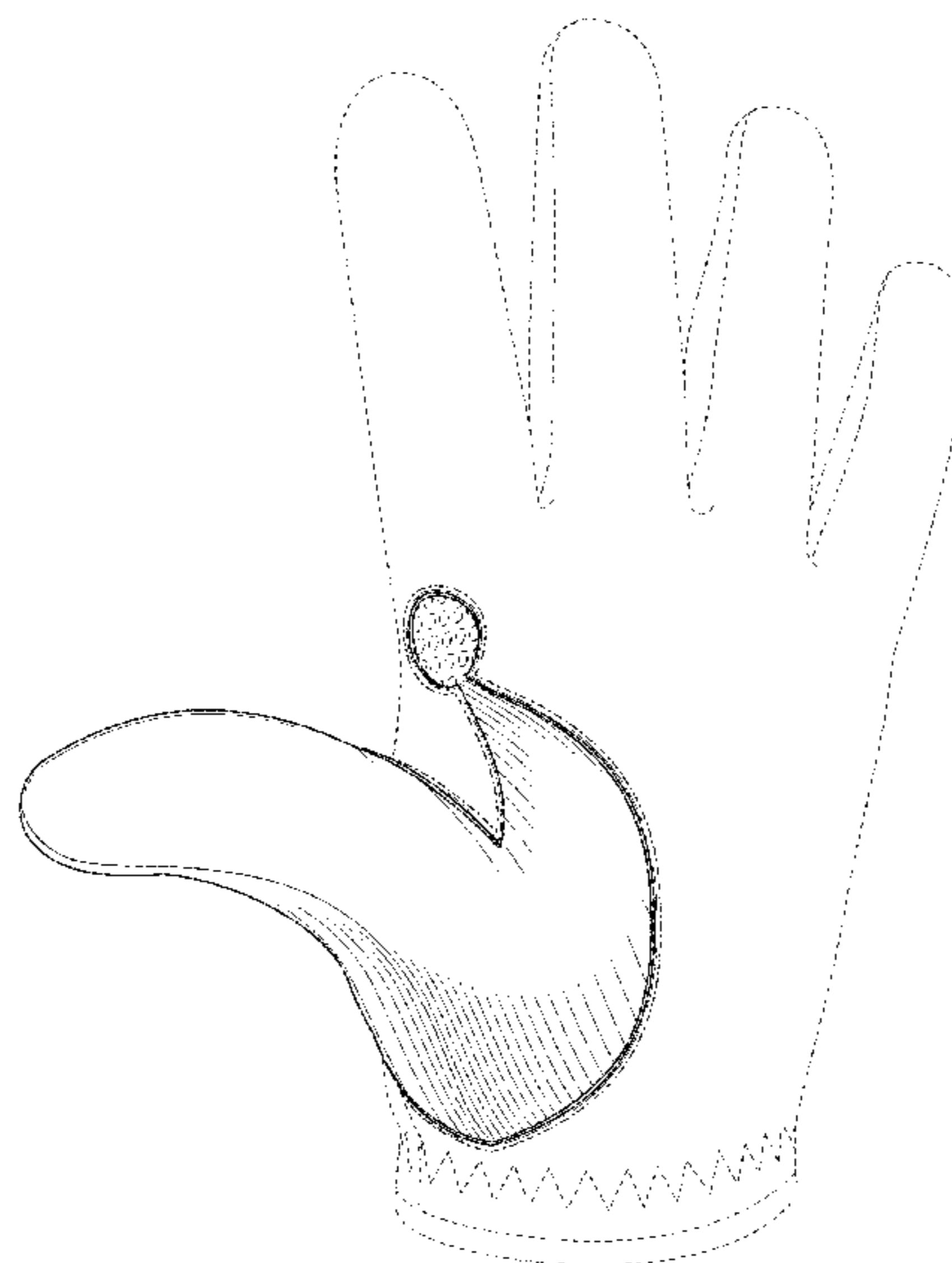
FIG. 5 is a right side elevational view of the golf glove with ventilation means thereof;

FIG. 6 is a top plan view of the golf glove with ventilation means thereof; and,

FIG. 7 is a bottom plan view of the golf glove with ventilation means thereof.

The dash-dash broken lines in the drawings illustrate portions of the glove and form no part of the claimed design. The dash-dot broken lines form a boundary of the claim and form no part of the claimed design.

1 Claim, 5 Drawing Sheets



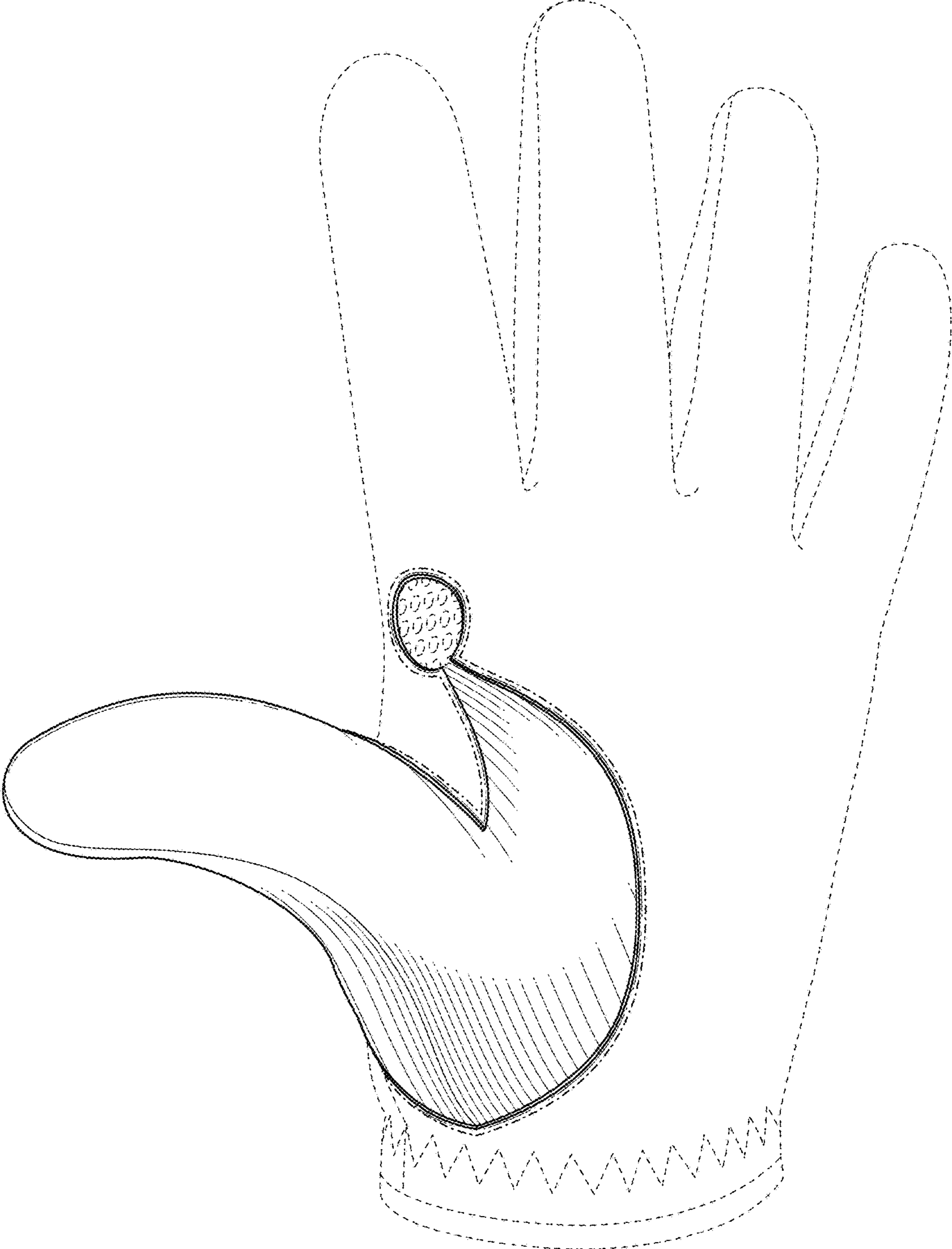


FIG. 1

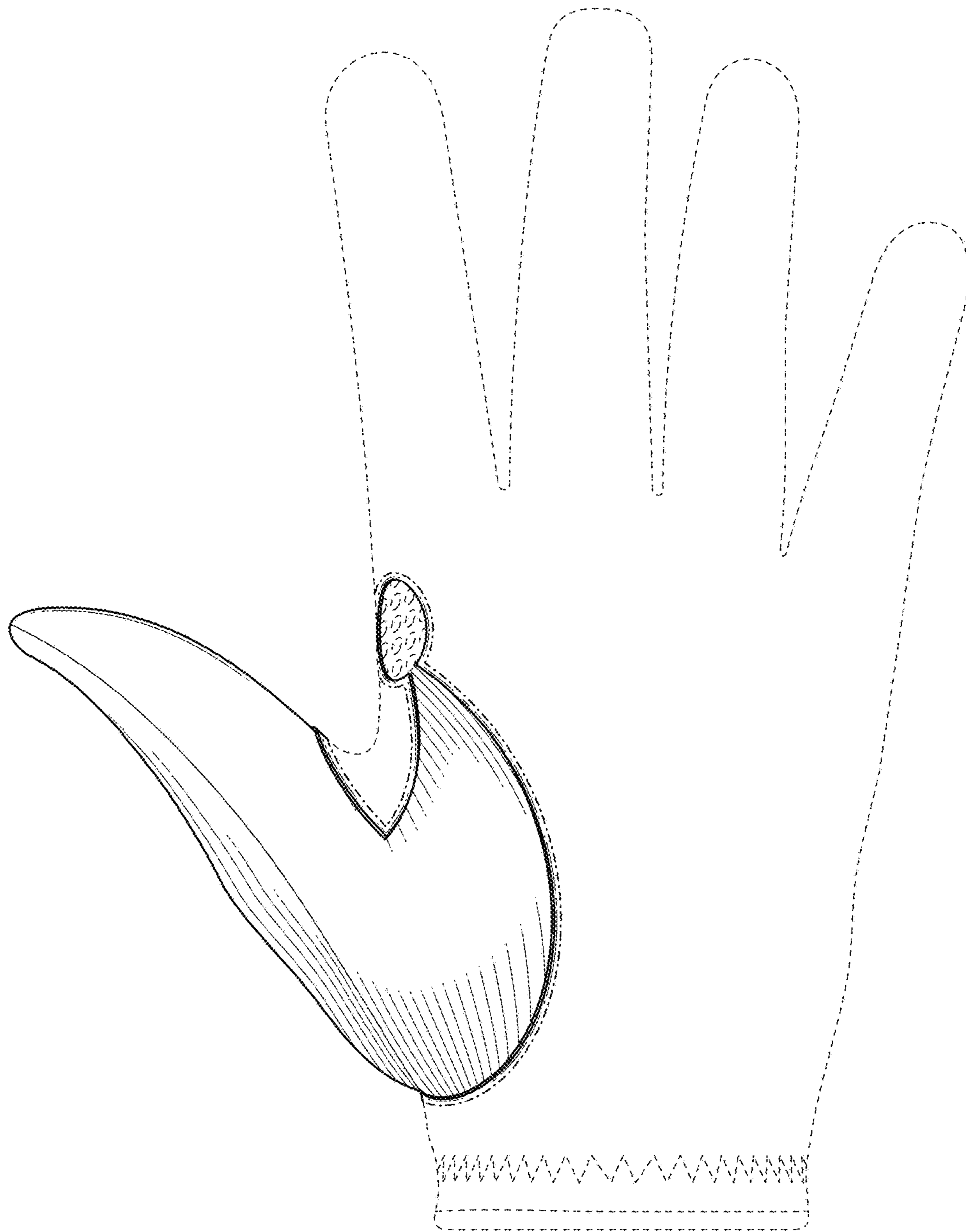


FIG. 2

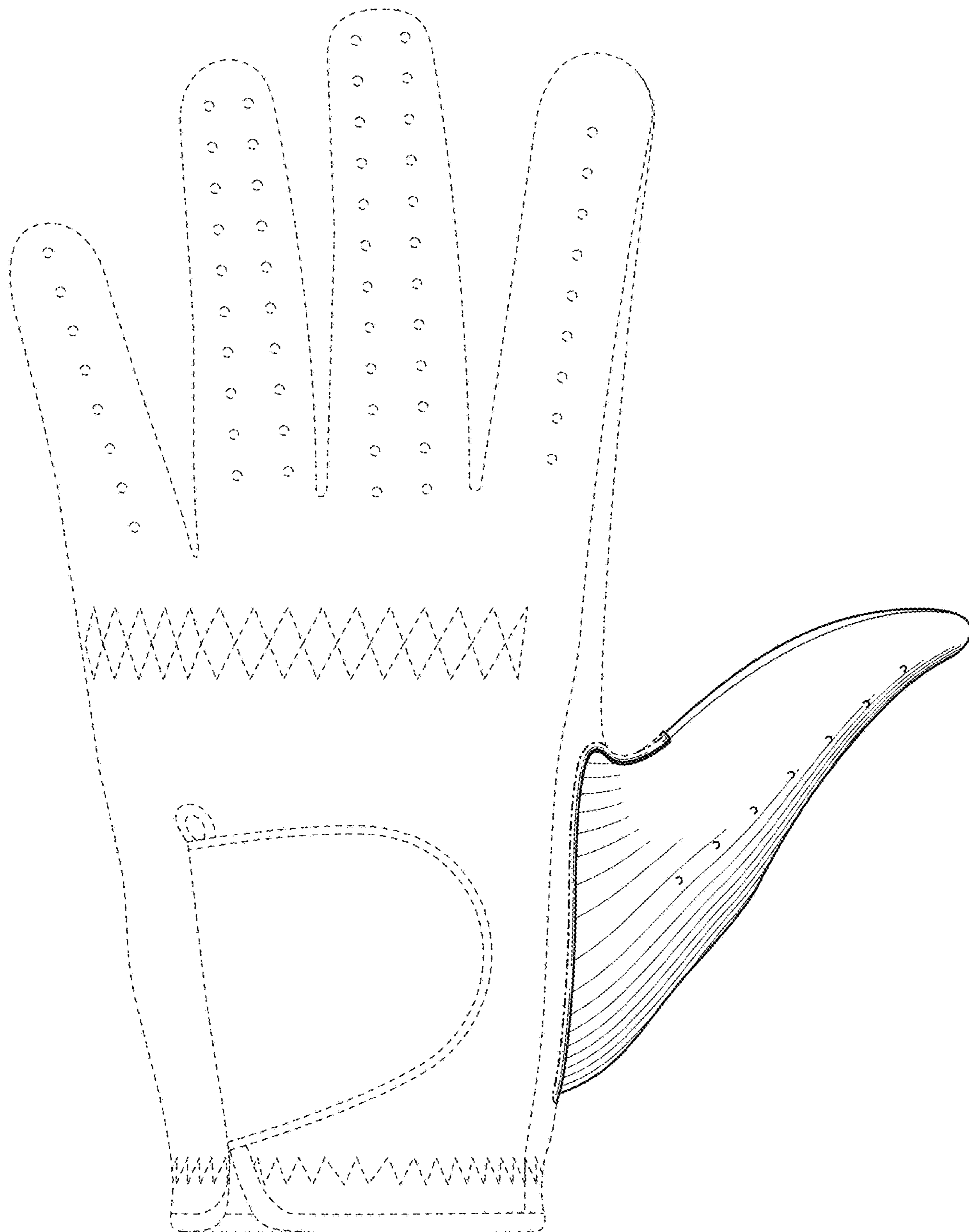


FIG. 3

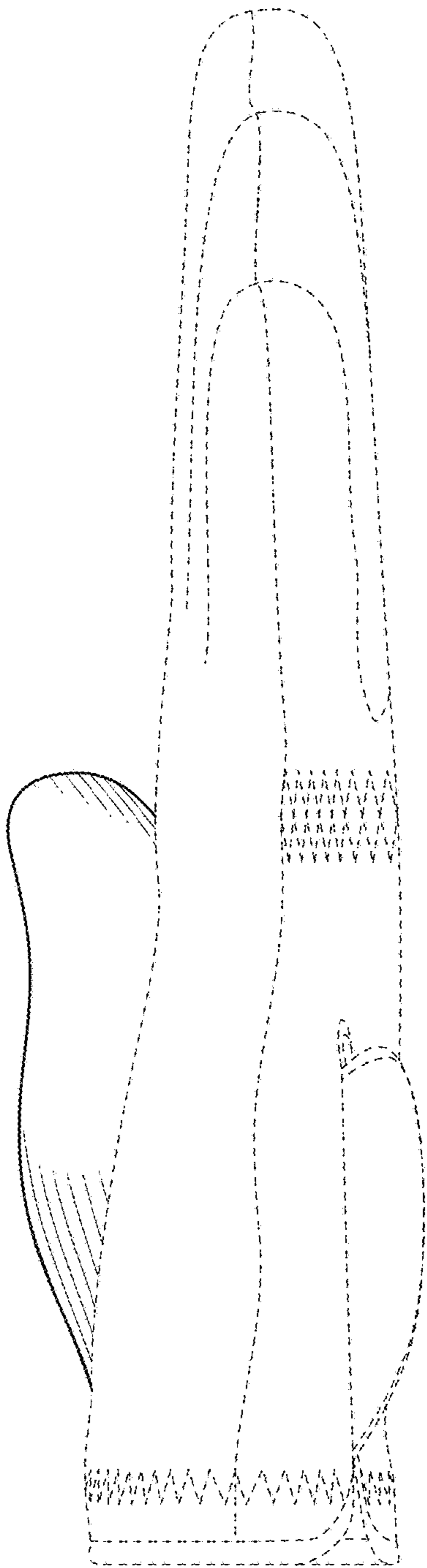


FIG. 4

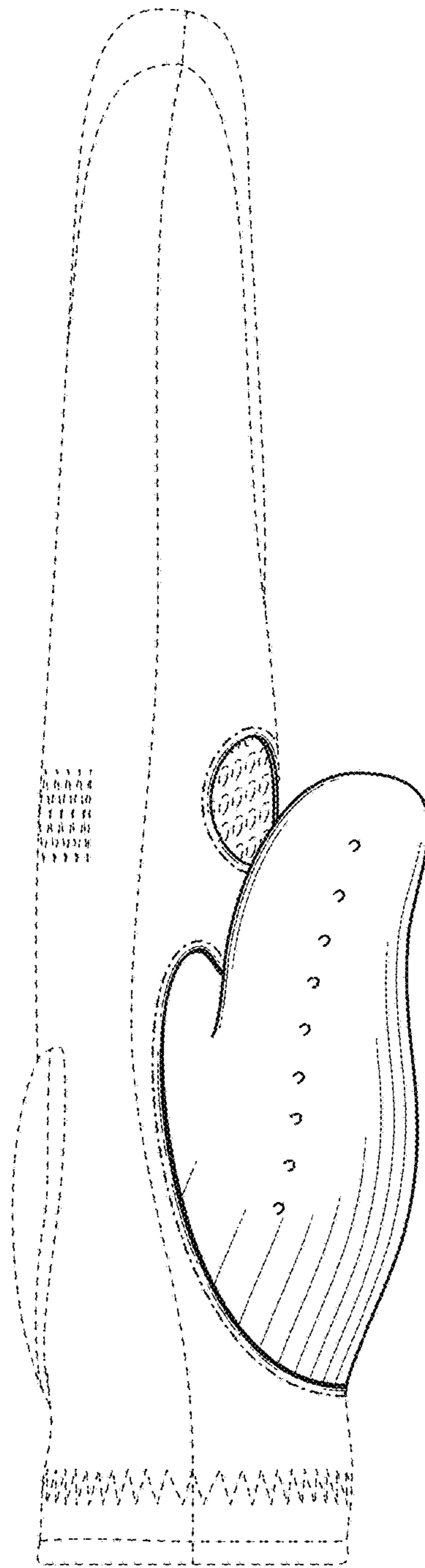


FIG. 5

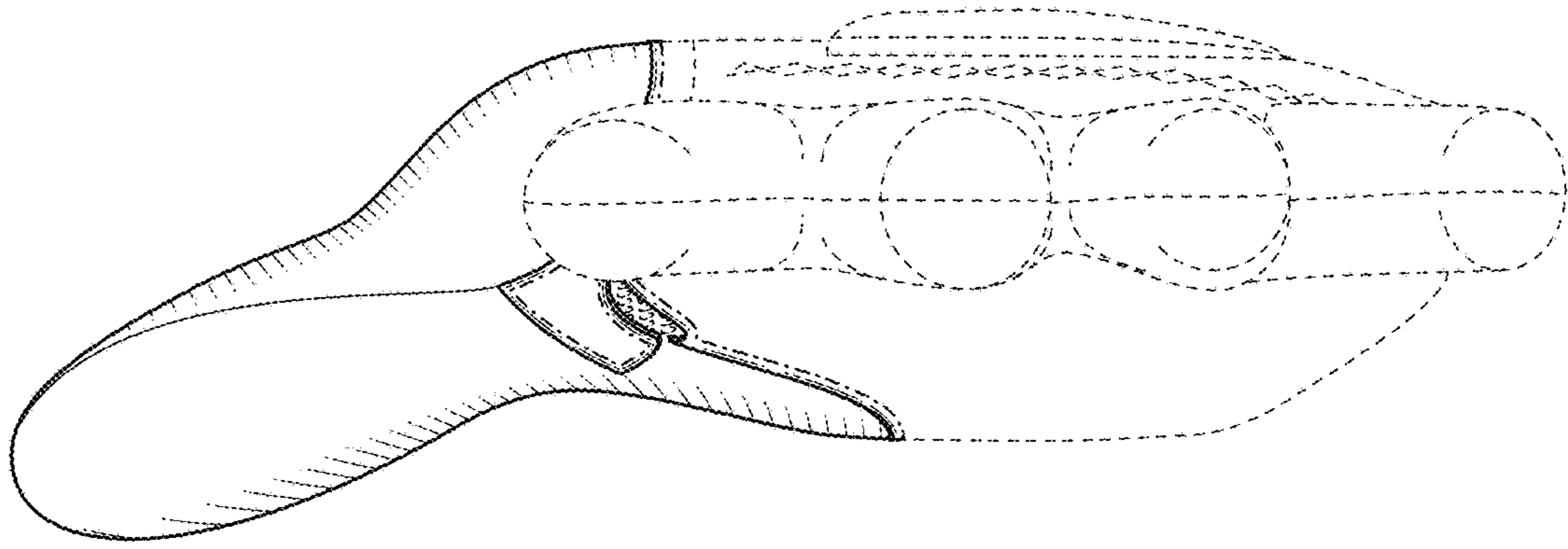


FIG. 6

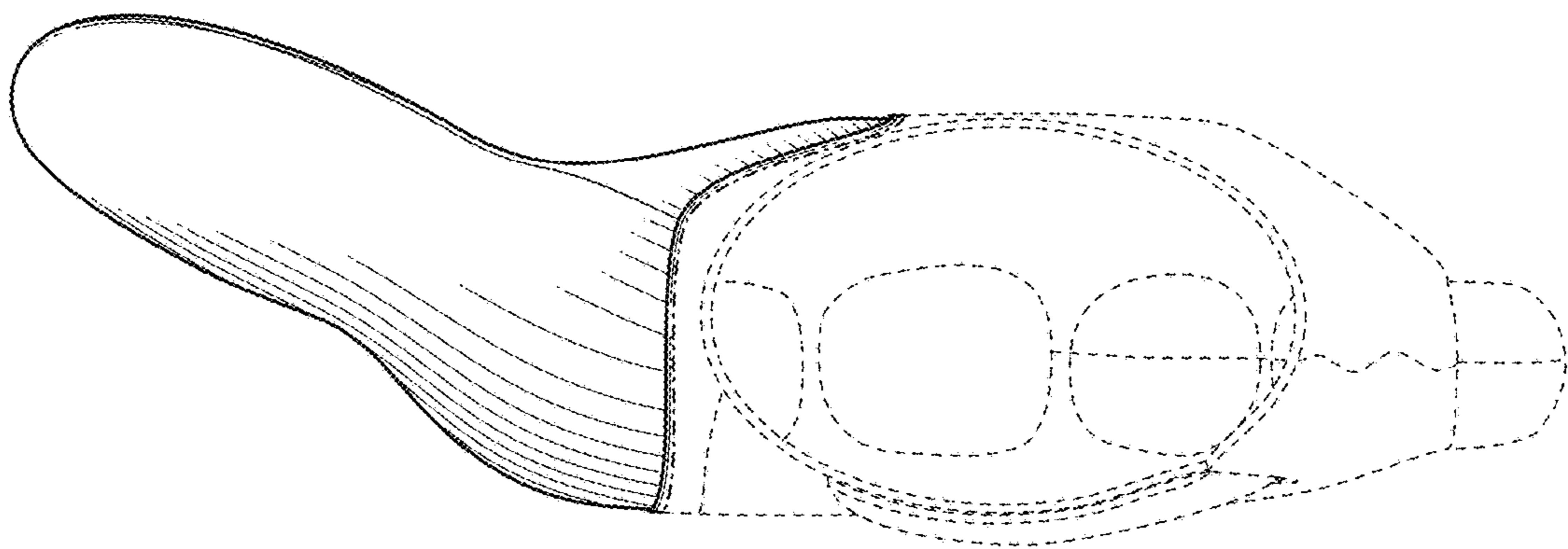


FIG. 7