



US00D864498S

(12) **United States Design Patent** (10) **Patent No.:** **US D864,498 S**  
**Seadler et al.** (45) **Date of Patent:** **\*\* Oct. 22, 2019**

(54) **MOOSE-SHAPED ANIMAL ROPE TOY**  
(71) Applicant: **PetSmart Home Office, Inc.**, Phoenix, AZ (US)  
(72) Inventors: **Toby Hannah Seadler**, Phoenix, AZ (US); **Jeffrey Stocker Watson**, Phoenix, AZ (US); **Reyna Jew**, Phoenix, AZ (US)

D378,151 S 2/1997 Plunk  
D408,194 S \* 4/1999 Bear ..... D21/614  
D409,429 S \* 5/1999 Bear ..... D21/614  
D510,890 S \* 10/2005 Feldevert ..... D11/131.1  
D647,670 S 10/2011 Byrne  
D648,906 S \* 11/2011 Byrne ..... D21/613  
D650,538 S 12/2011 Anderson  
D674,850 S \* 1/2013 Frisch ..... D21/588  
9,282,724 B2 4/2016 Nunn  
D793,106 S \* 8/2017 George, II ..... D6/351

(73) Assignee: **PetSmart Home Office, Inc.**, Phoenix, AZ (US)

**FOREIGN PATENT DOCUMENTS**

CN 302064742 9/2012

(\*\*) Term: **15 Years**

\* cited by examiner

(21) Appl. No.: **29/645,351**

*Primary Examiner* — Sheryl Lane

(22) Filed: **Apr. 25, 2018**

*Assistant Examiner* — Aula Soroush

(51) **LOC (12) Cl.** ..... **30-99**

(74) *Attorney, Agent, or Firm* — Duane Morris LLP

(52) **U.S. Cl.**  
USPC ..... **D30/160**

(57) **CLAIM**

(58) **Field of Classification Search**  
USPC ..... D30/160; D21/576–595, 606–609; D6/598; D11/158, 159, 162  
CPC ... A63H 3/00; A63H 3/02; A63H 3/06; A63H 3/08; A63H 3/10; A63H 3/16; A63H 3/20; A63H 7/00; A63H 13/00; A63H 11/18; A63H 11/20  
See application file for complete search history.

We claim the ornamental design for a moose-shaped animal rope toy, as shown and described.

**DESCRIPTION**

(56) **References Cited**


**U.S. PATENT DOCUMENTS**

D72,380 S \* 4/1927 Mannel ..... D21/624  
D193,563 S \* 9/1962 Dam ..... D21/614  
D255,133 S \* 5/1980 Tingey ..... D21/614  
D374,520 S 10/1996 Plunk  
D374,748 S 10/1996 Plunk

FIG. 1 is a perspective view of a moose-shaped animal rope toy showing our new design;  
FIG. 2 is a front elevational view thereof;  
FIG. 3 is a rear elevational view thereof;  
FIG. 4 is a left side elevational view thereof;  
FIG. 5 is a right side elevational view thereof;  
FIG. 6 is a top plan view of thereof; and,  
FIG. 7 is a bottom plan view of thereof.

The broken lines in the figures represent portions of the moose-shaped animal rope toy that form no part of the claimed design.

**1 Claim, 7 Drawing Sheets**






FIG. 1






FIG. 2

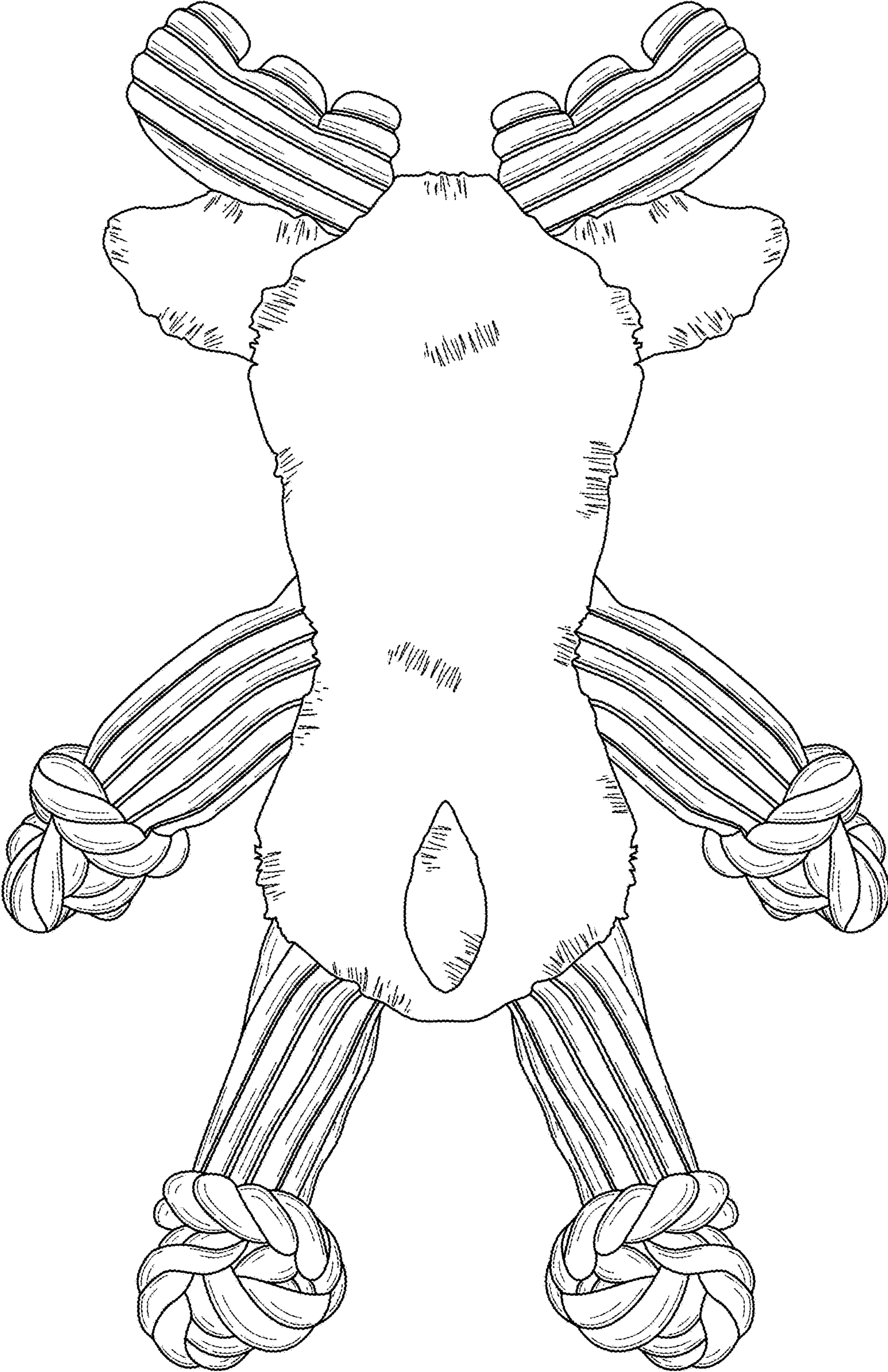


FIG. 3



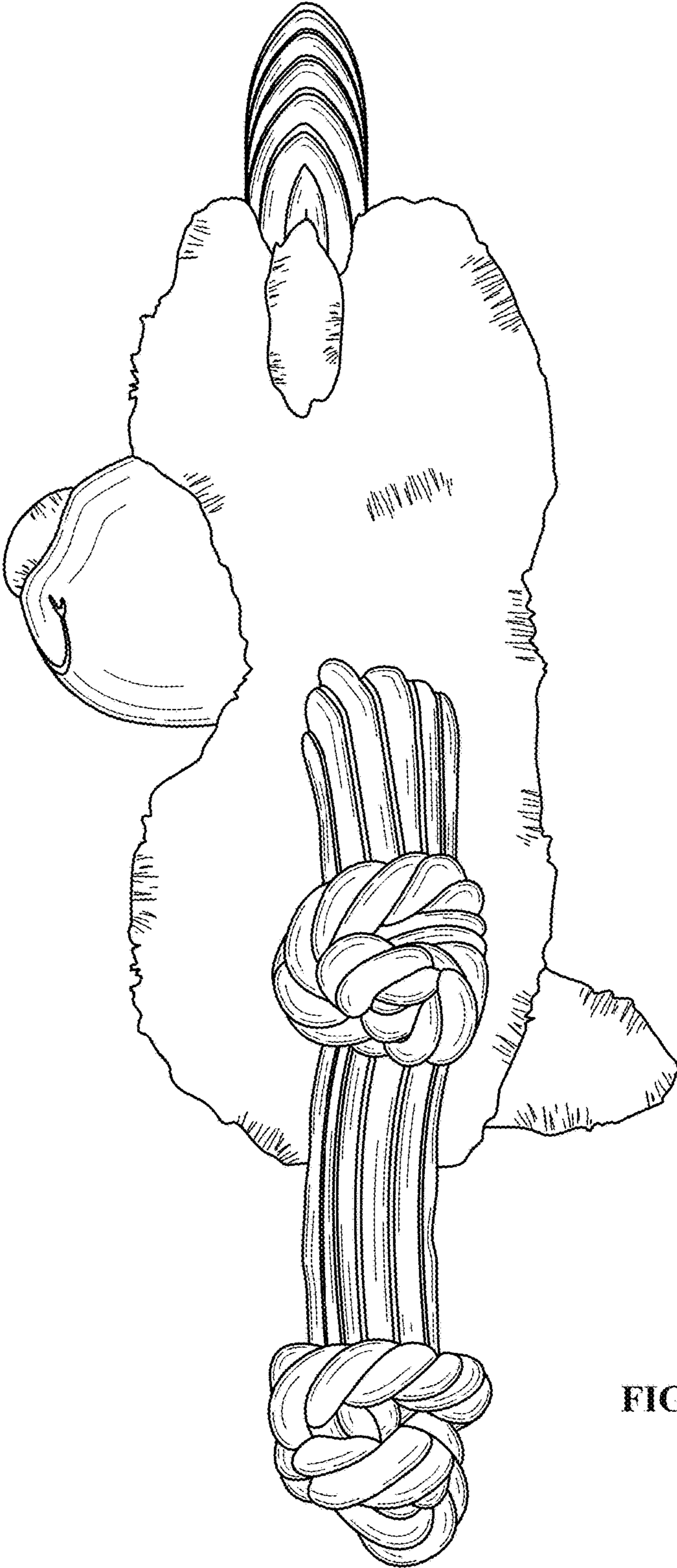


FIG. 4

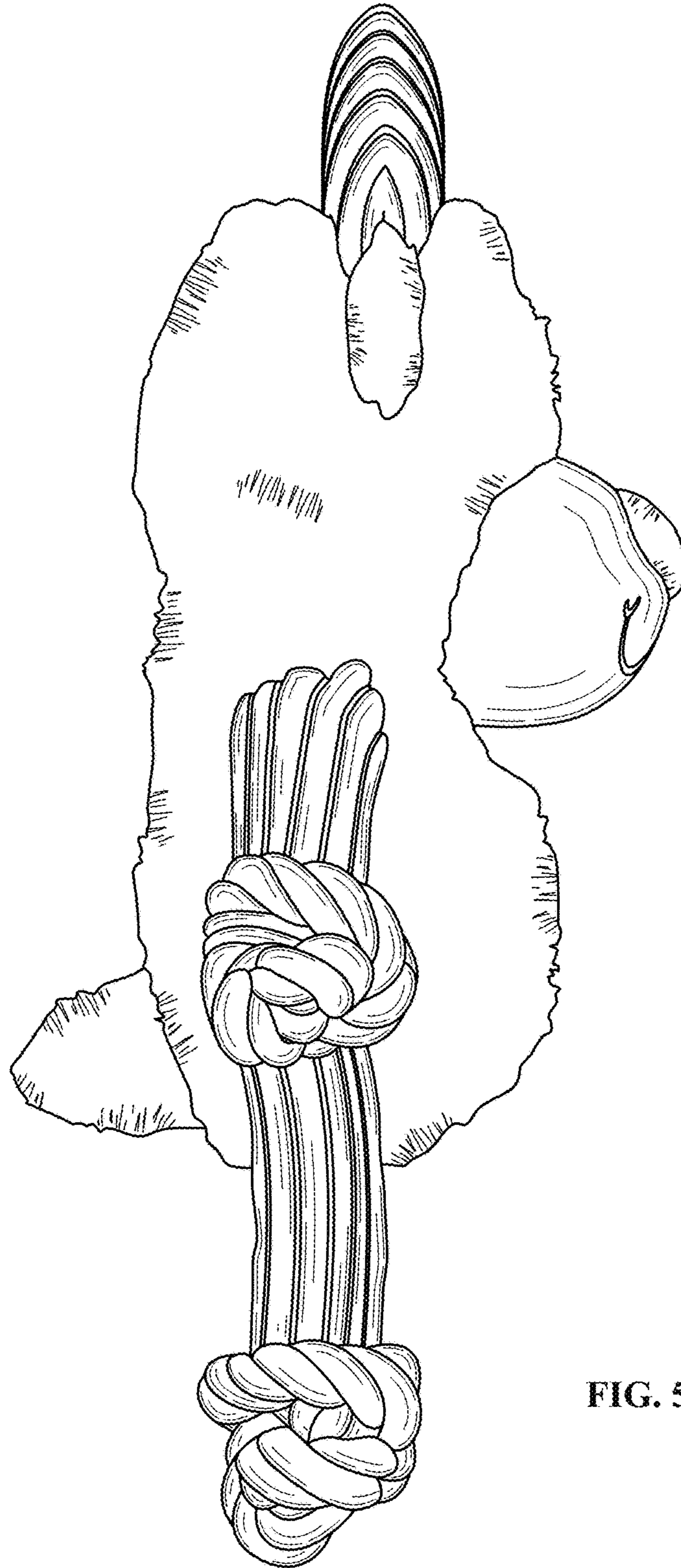


FIG. 5

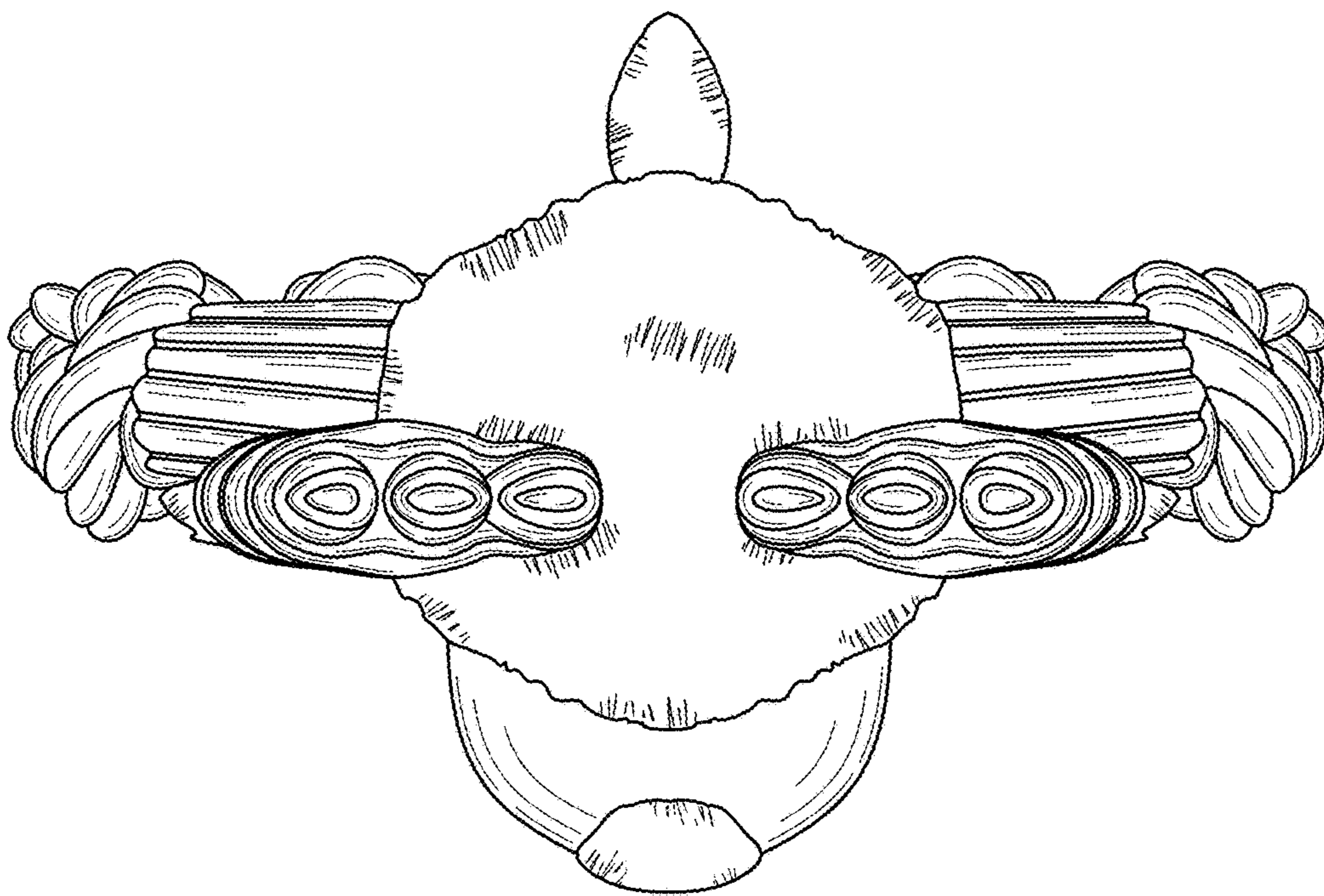


FIG. 6

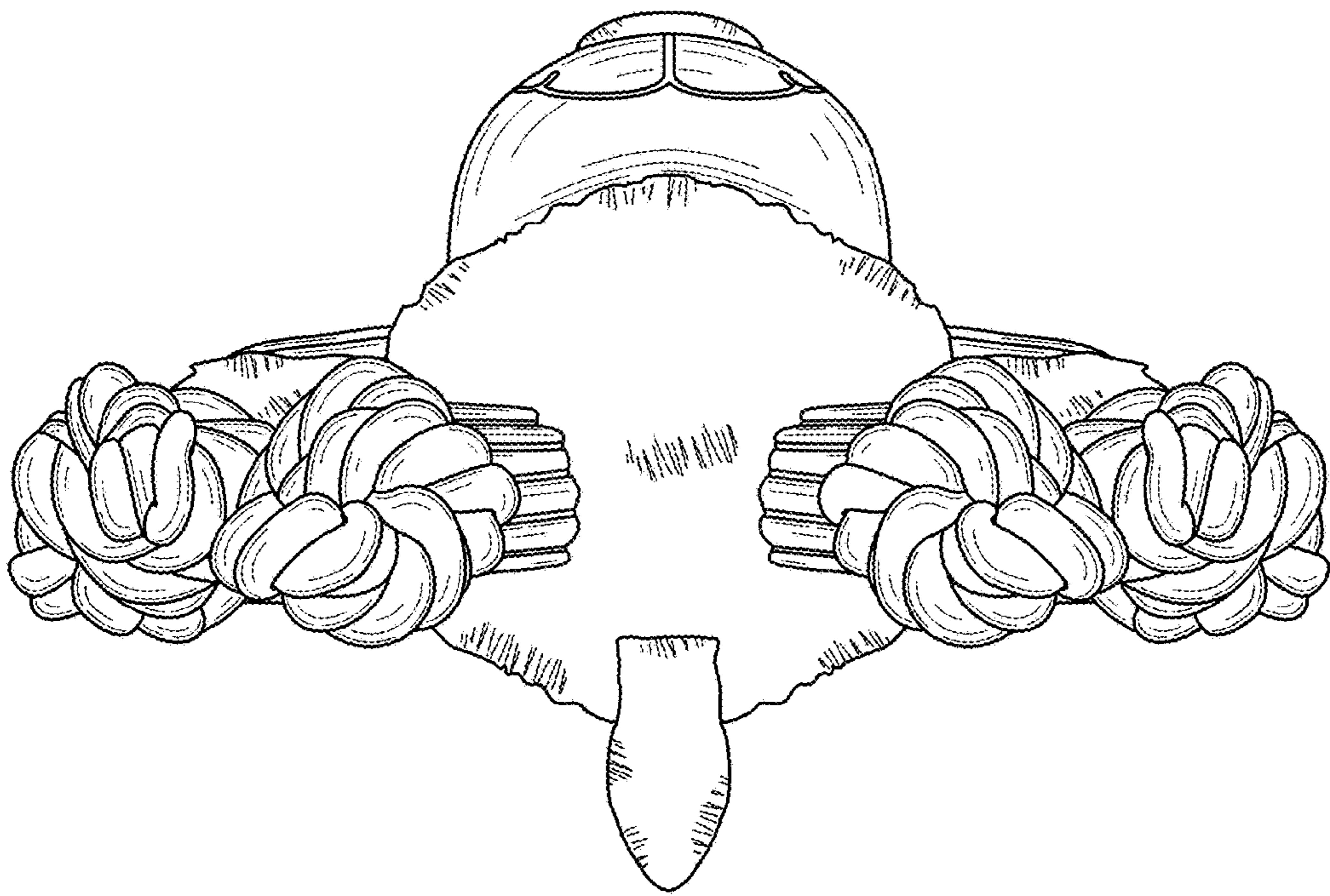


FIG. 7