

US00D864483S

(12) **United States Design Patent** (10) **Patent No.:** **US D864,483 S**  
**Chen** (45) **Date of Patent:** **\*\* Oct. 22, 2019**

- (54) **HAIR CLIPPER**
- (71) Applicant: **Minghua Chen**, Guangdong (CN)
- (72) Inventor: **Minghua Chen**, Guangdong (CN)
- (73) Assignee: **Shenzhen Ouku E-commerce Co., Ltd**, Shenzhen, Guangdong (CN)
- (\*\*) Term: **15 Years**
- (21) Appl. No.: **29/633,395**
- (22) Filed: **Jan. 13, 2018**
- (51) **LOC (12) Cl.** ..... **28-03**
- (52) **U.S. Cl.**  
USPC ..... **D28/53**
- (58) **Field of Classification Search**  
USPC ..... D28/49-54  
CPC ..... B26B 19/00-08; B26B 19/10-107; B26B 19/20-205; B26B 19/38-3833; B26B 19/3853-3866; B26B 19/3886  
See application file for complete search history.

- D749,786 S \* 2/2016 Werner ..... D28/53
- D771,314 S \* 11/2016 Andersson ..... D28/53
- D808,078 S \* 1/2018 Smith ..... D28/52
- D809,206 S \* 1/2018 Boulanger ..... D28/53
- D823,543 S \* 7/2018 Smith ..... D28/53
- 2016/0325443 A1\* 11/2016 Wevers ..... B26B 19/20
- 2018/0281213 A1\* 10/2018 Eijkelkamp ..... B26B 19/063
- 2018/0333876 A1\* 11/2018 Darwinkel, I ..... B26B 19/44

\* cited by examiner

*Primary Examiner* — Jennifer Rivard

(57) **CLAIM**

I claim the ornamental design for a hair clipper, as shown and described.

**DESCRIPTION**

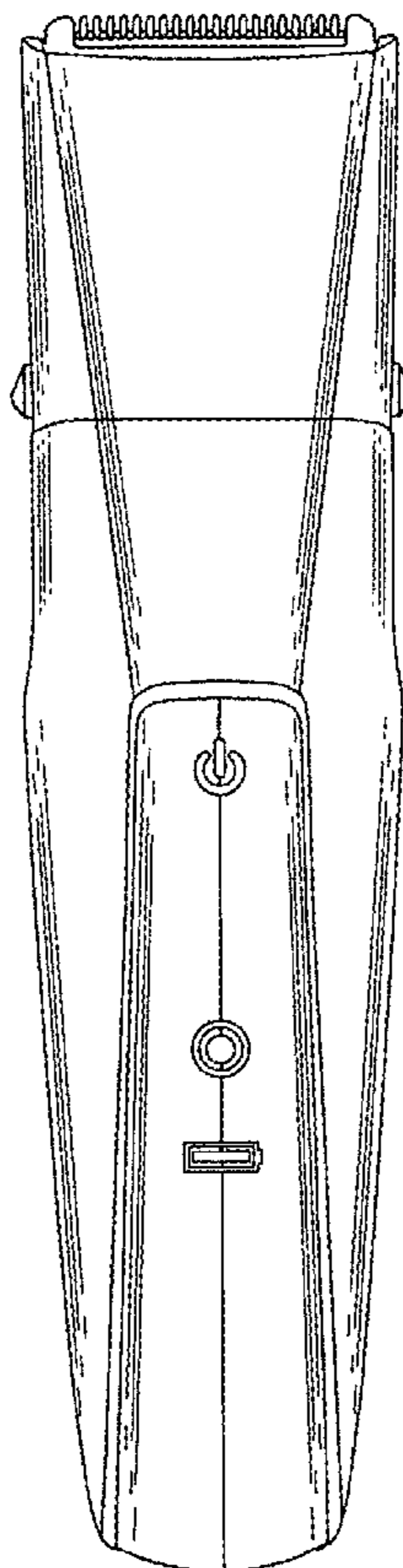
FIG. 1 is a front elevational view of a hair clipper showing my new design;  
FIG. 2 is a rear elevational view thereof;  
FIG. 3 is a left side elevational view thereof;  
FIG. 4 is a right side elevational view thereof;  
FIG. 5 is a top plan view thereof; and,  
FIG. 6 is a bottom plan view thereof.  
The broken lines illustrate a portion of the hair clipper that forms no part of the claimed design.

(56) **References Cited**

U.S. PATENT DOCUMENTS

- D600,409 S \* 9/2009 Klein ..... D28/53
- D628,745 S \* 12/2010 Dingelstad ..... D28/53

**1 Claim, 6 Drawing Sheets**



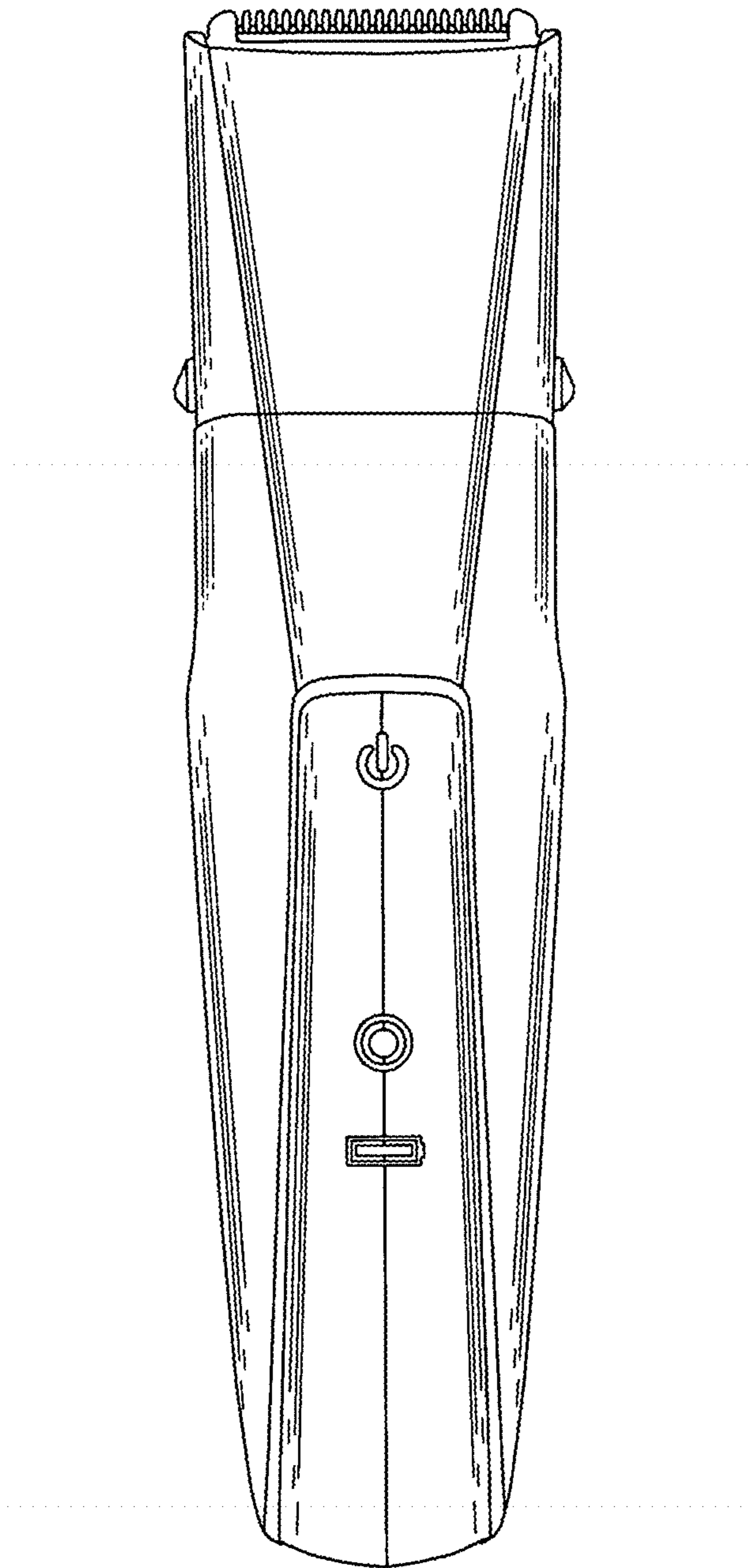


FIG. 1

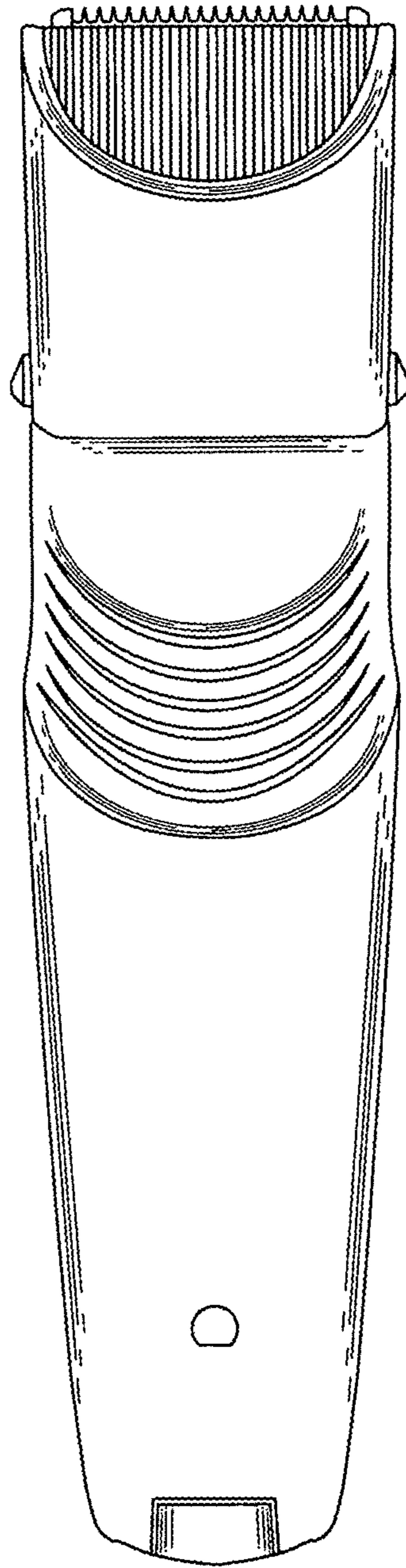


FIG. 2

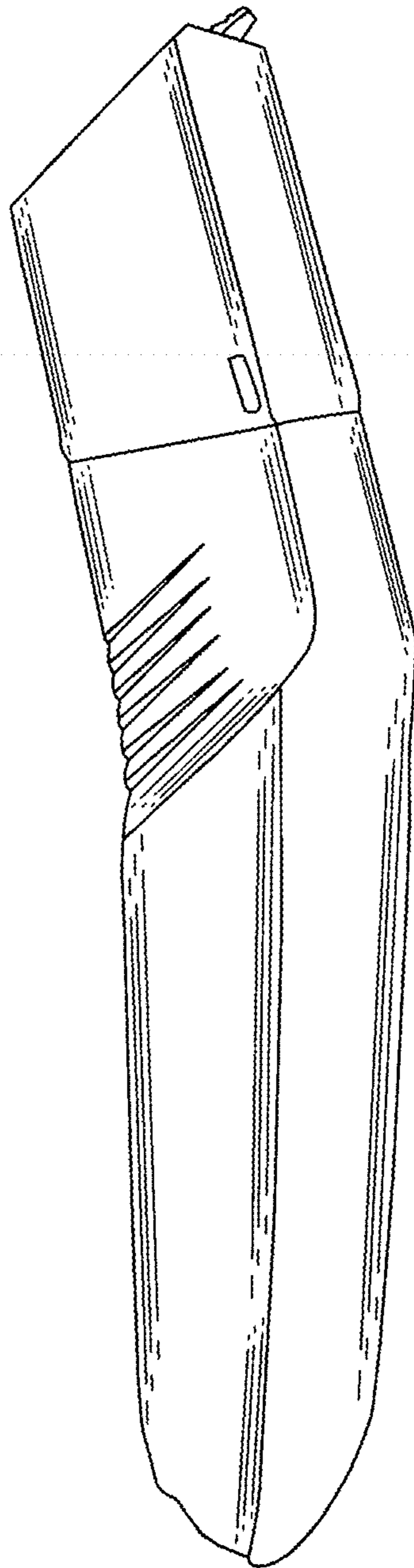


FIG. 3

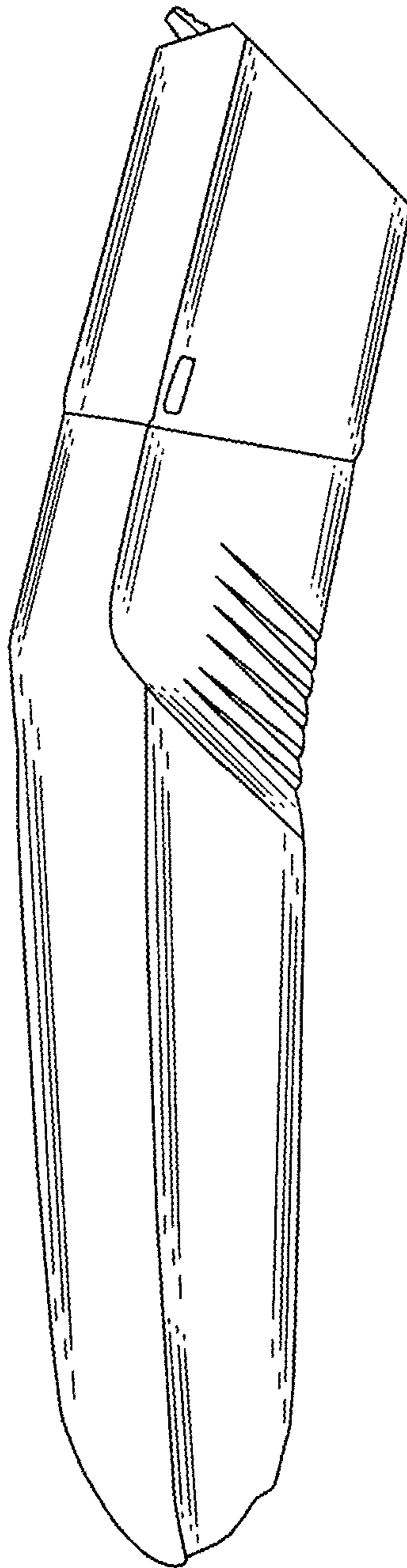


FIG. 4

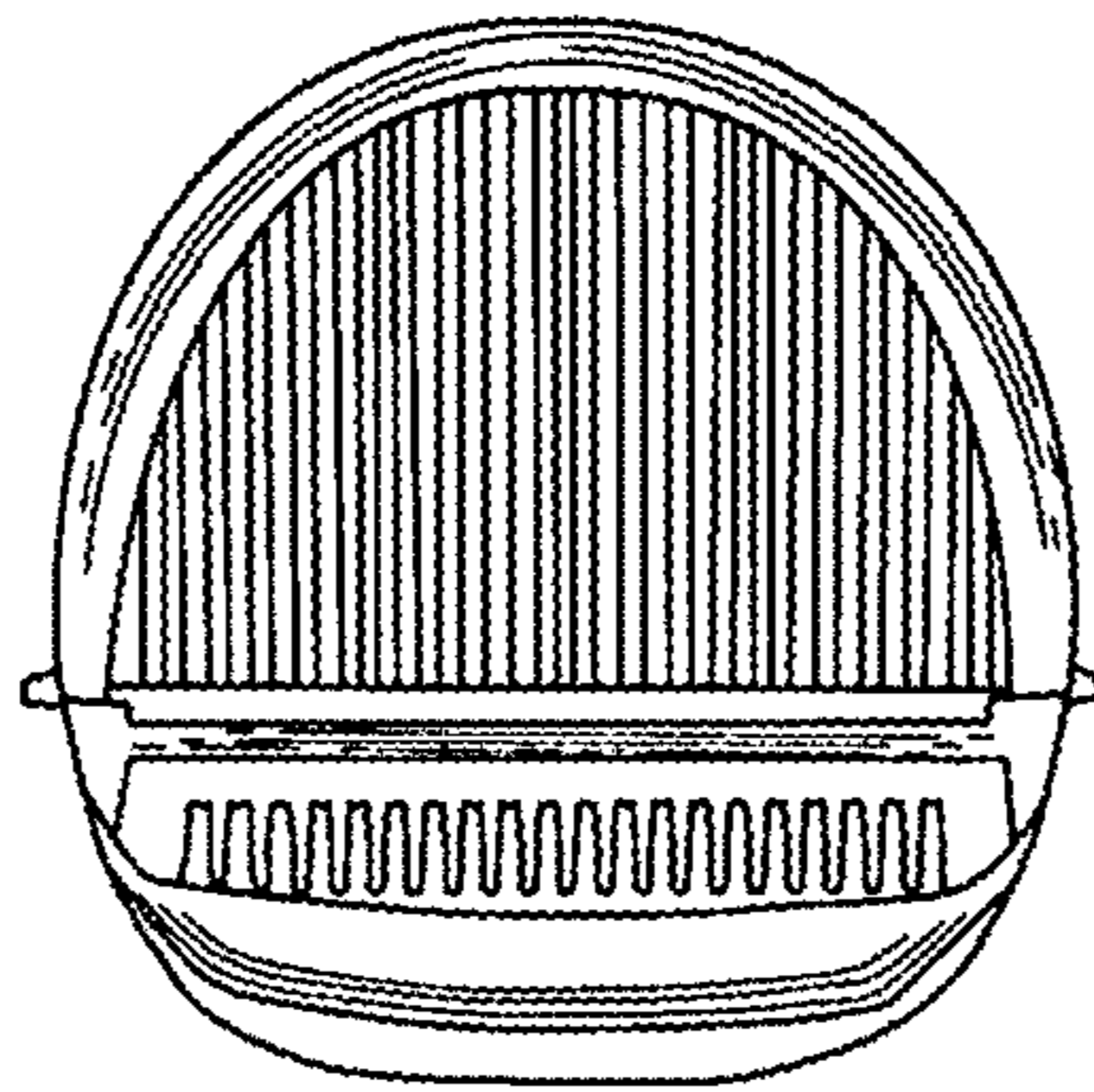


FIG. 5

---

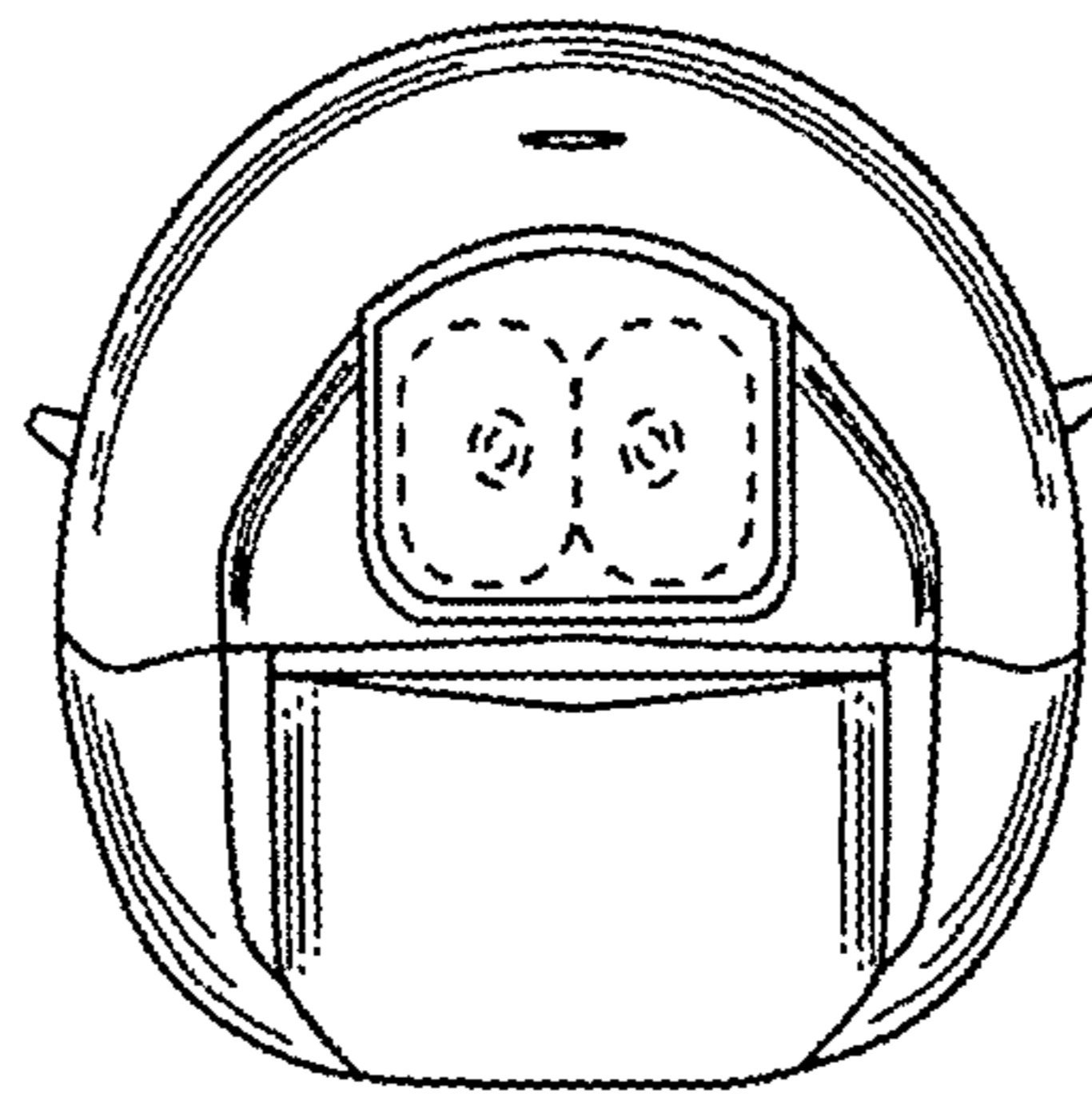


FIG. 6