



US00D864482S

(12) **United States Design Patent** (10) **Patent No.:** **US D864,482 S**
Goeder et al. (45) **Date of Patent:** **** Oct. 22, 2019**

(54) **RAZOR HANDLE**
(71) Applicant: **The Gillette Company LLC**, Boston, MA (US)
(72) Inventors: **Philipp Goeder**, Frankfurt (DE); **Christoph Ptok**, Frankfurt am Main (DE); **Christopher Ramm**, North Attleboro, MA (US); **Stephen Charles Witkus**, Northbridge, MA (US); **Jan Wertel**, Berlin (DE); **Gernot Oberfell**, Munich (DE)
(73) Assignee: **The Gillette Company LLC**, Boston, MA (US)
(**) Term: **15 Years**

D495,828 S * 9/2004 Ham D28/48
D524,984 S * 7/2006 Ramm D28/46
D536,830 S 2/2007 Ramm et al.
D563,047 S 2/2008 Ramm et al.
D604,012 S * 11/2009 Jung D28/46
D614,353 S 4/2010 Christie et al.
D614,354 S 4/2010 Christie et al.
D615,705 S 5/2010 Ramm
D618,853 S 6/2010 Christie et al.
D620,197 S * 7/2010 Micinilio D28/48
D624,701 S 9/2010 Jung
D635,718 S 4/2011 White, Jr. et al.
D636,533 S 4/2011 Andersen et al.
D638,580 S * 5/2011 Adams D28/46
D644,790 S * 9/2011 Lukan D28/48
D650,943 S * 12/2011 Micinilio D28/46
D650,947 S 12/2011 Cataudella et al.
D659,287 S * 5/2012 Psimadas D28/48
D664,714 S * 7/2012 Christie D28/48
D671,684 S 11/2012 Wilby et al.

(21) Appl. No.: **29/669,022**
(22) Filed: **Nov. 5, 2018**

(Continued)
Primary Examiner — Jennifer Rivard
(74) *Attorney, Agent, or Firm* — Ronald T. Sia; Kevin C. Johnson

Related U.S. Application Data

(62) Division of application No. 29/604,012, filed on May 15, 2017, now Pat. No. Des. 837,452.
(51) **LOC (12) Cl.** **28-03**
(52) **U.S. Cl.**
USPC **D28/48**
(58) **Field of Classification Search**
USPC D28/45–48
CPC B26B 21/00–06; B26B 21/08–227; B26B 21/24–28; B26B 21/30–38; B26B 21/40–4093; B26B 21/52–528
See application file for complete search history.

(57) **CLAIM**

The ornamental design for a razor handle, as shown and described.

DESCRIPTION

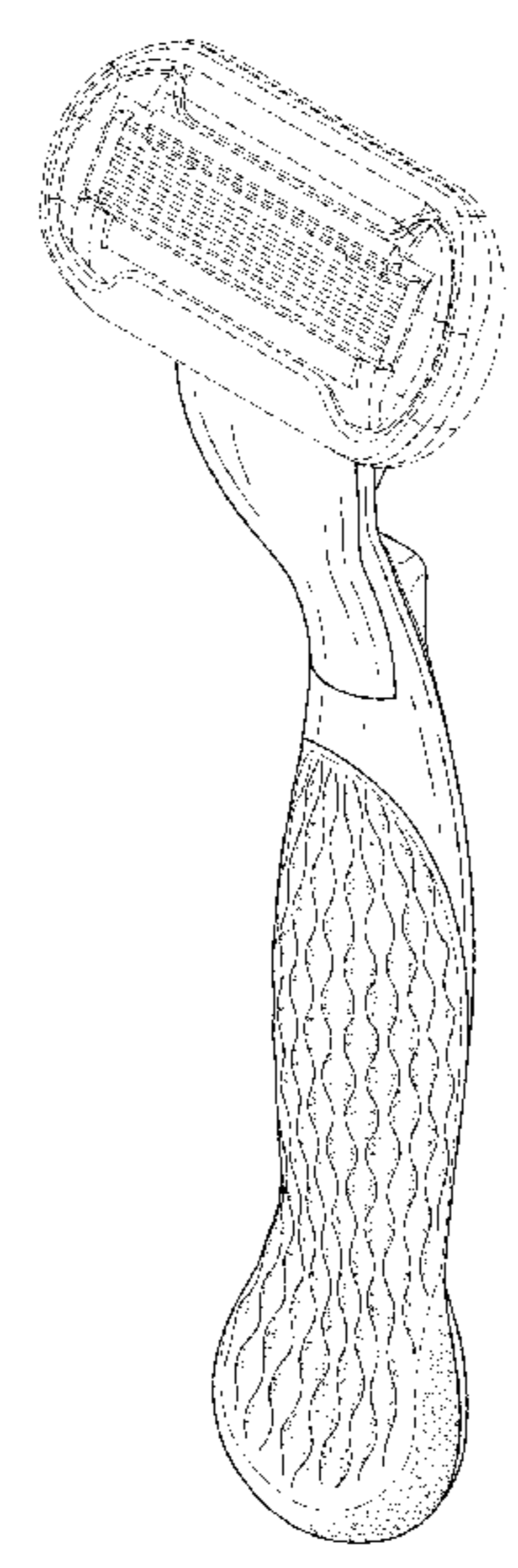
FIG. 1 is a perspective view of a razor handle of the present invention;
FIG. 2 is a back view of the razor handle of FIG. 1;
FIG. 3 is a front view of the razor handle of FIG. 1;
FIG. 4 is a left side view of the razor handle of FIG. 1;
FIG. 5 is a right side view of the razor handle of FIG. 1;
FIG. 6 is a top view of the razor handle of FIG. 1; and,
FIG. 7 is a bottom view of the razor handle of FIG. 1.
The broken lines shown in the drawings illustrate the environment of the razor handle and form no part of the claimed design.

(56) **References Cited**

U.S. PATENT DOCUMENTS

D403,114 S 12/1998 Shurtleff
D416,108 S 11/1999 Shurtleff et al.

1 Claim, 4 Drawing Sheets



(56)

References Cited

U.S. PATENT DOCUMENTS

D674,137	S	1/2013	Wilby et al.	
D674,548	S *	1/2013	Barrow	D28/46
D695,457	S	12/2013	Watson	
D698,998	S *	2/2014	Lukan	D28/46
D736,466	S	8/2015	Cataudella et al.	
D750,324	S *	2/2016	Bae	D28/48
D775,422	S *	12/2016	Faktorovich	D28/46
D789,609	S *	6/2017	Kong	D28/48
D792,025	S *	7/2017	Faktorovich	D28/48
D808,590	S	1/2018	Christofidellis et al.	
D818,645	S *	5/2018	Cabrera	D28/48
D819,270	S *	5/2018	Cabrera	D28/46
D827,202	S *	8/2018	Otsuka	D28/48
D837,452	S *	1/2019	Goeder	D28/47
2009/0293292	A1	12/2009	Ramm et al.	
2010/0288294	A1	11/2010	Fathallah et al.	

* cited by examiner

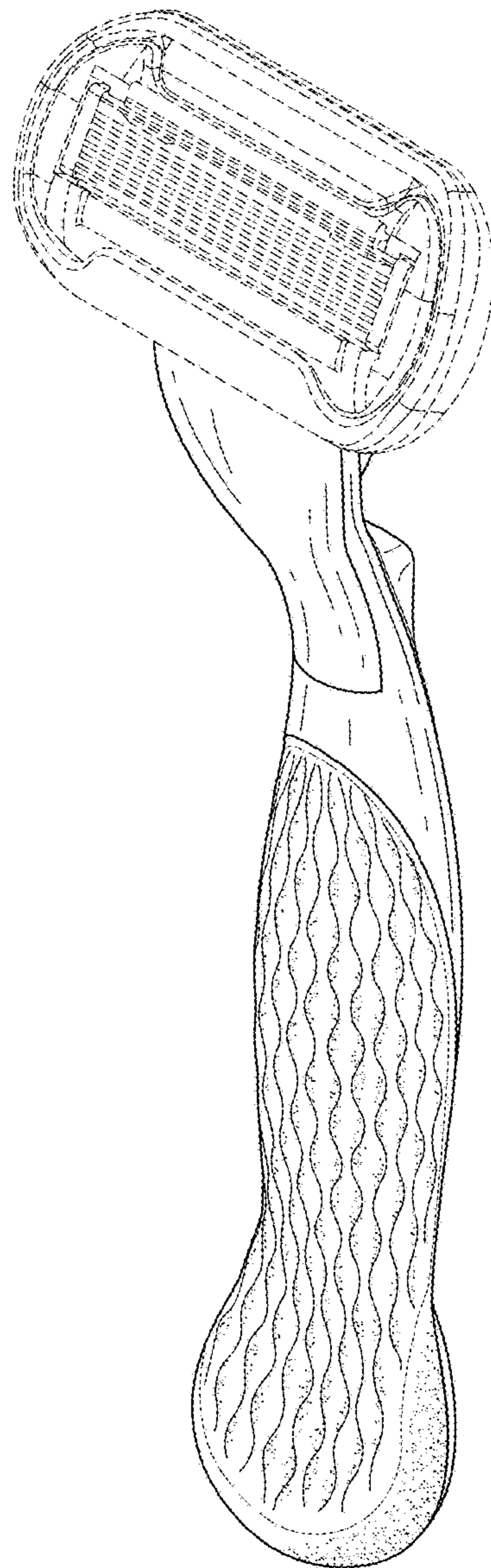


FIG. 1

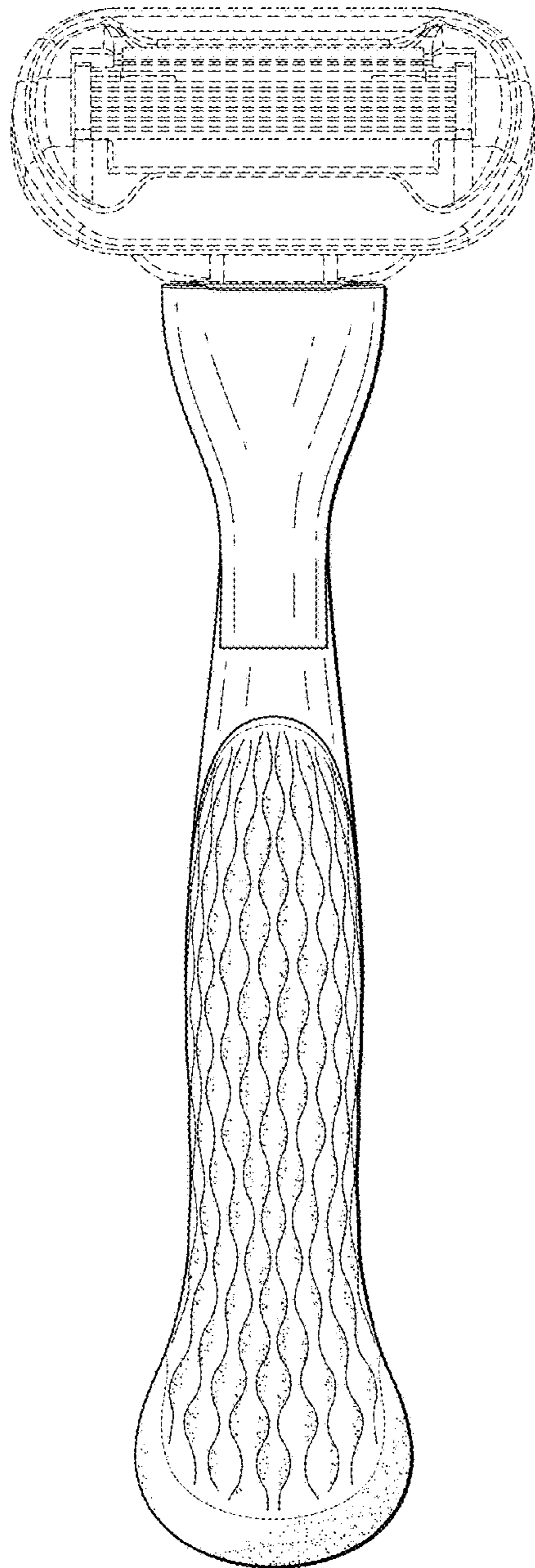


FIG. 2

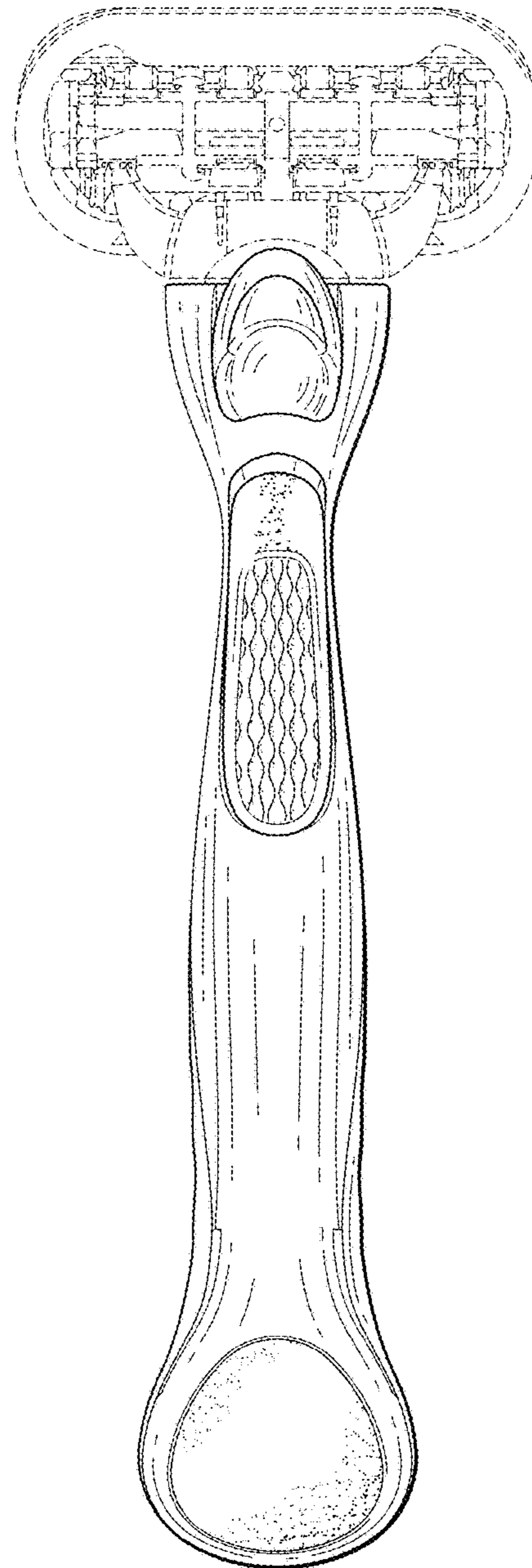


FIG. 3

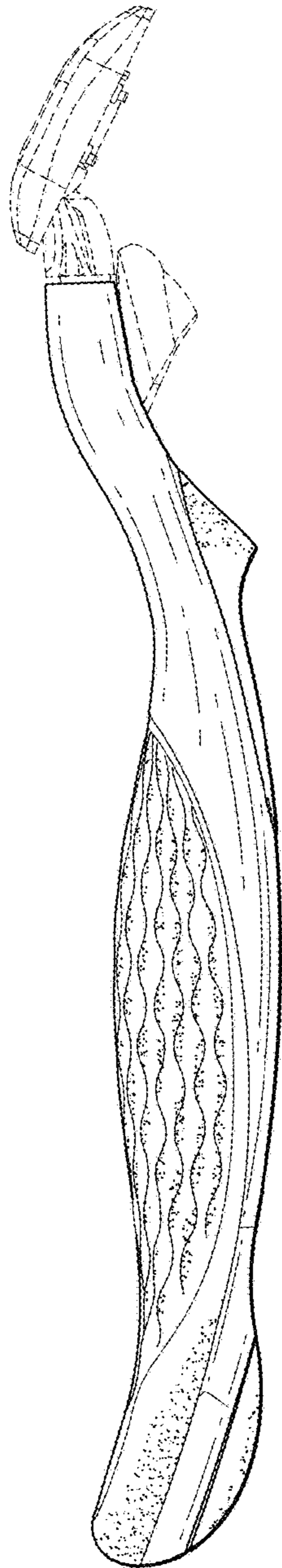


FIG. 4

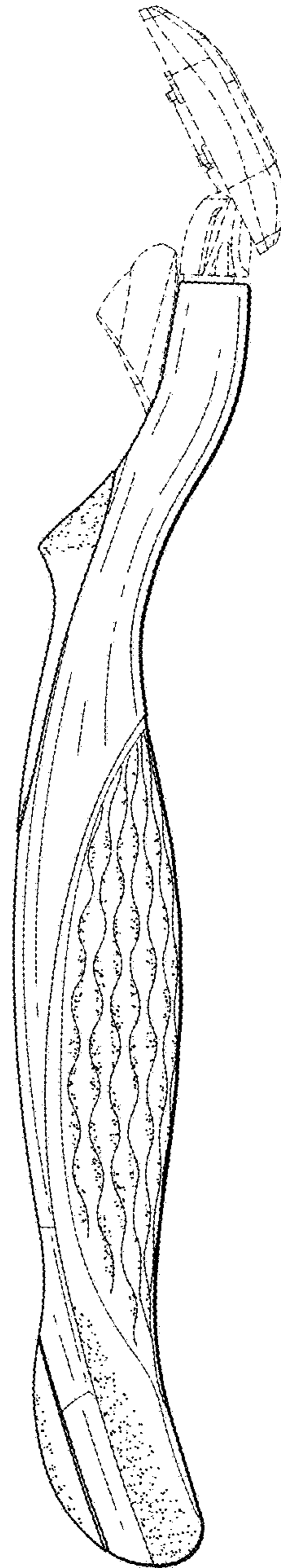


FIG. 5

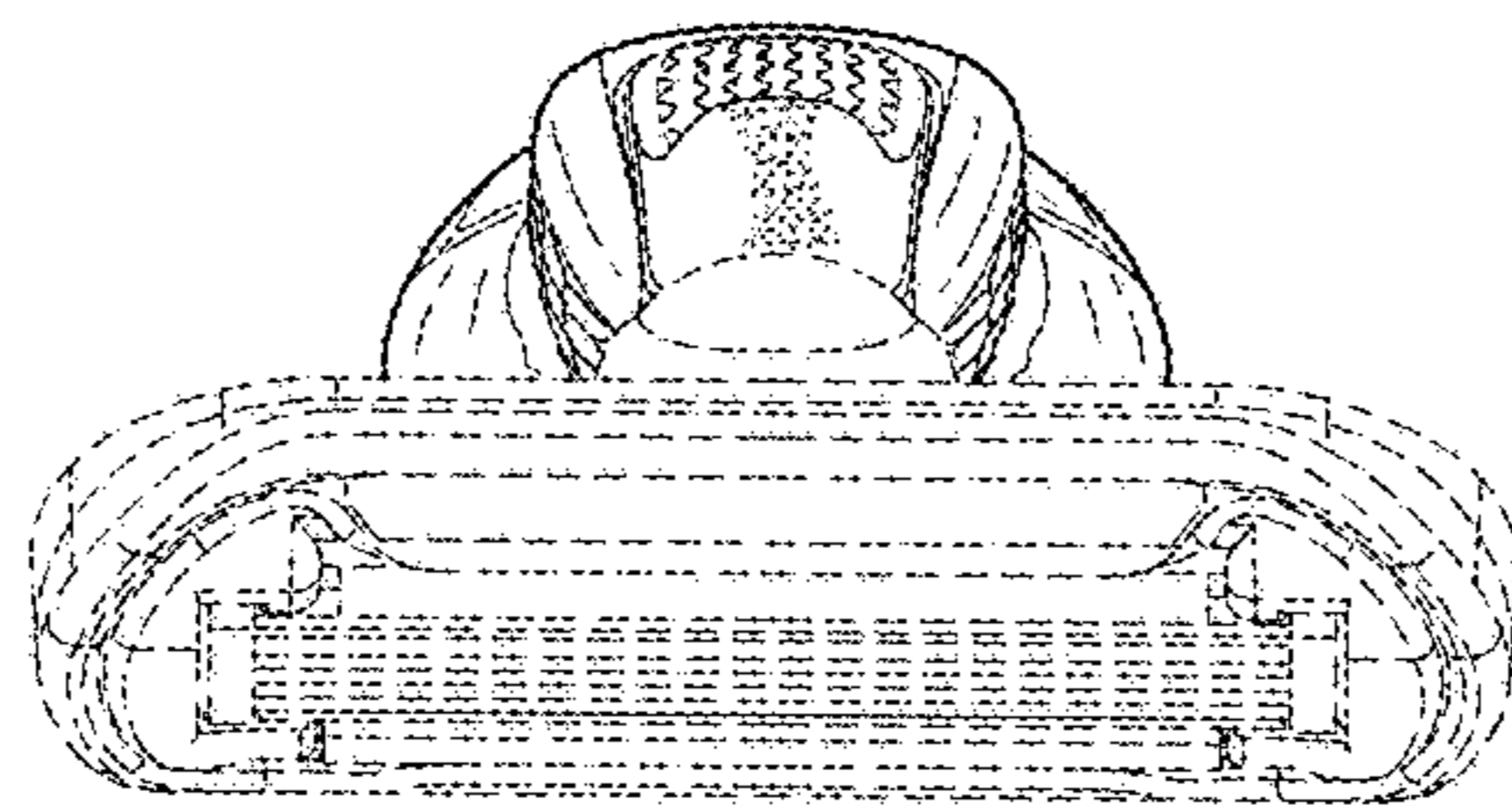


FIG. 6

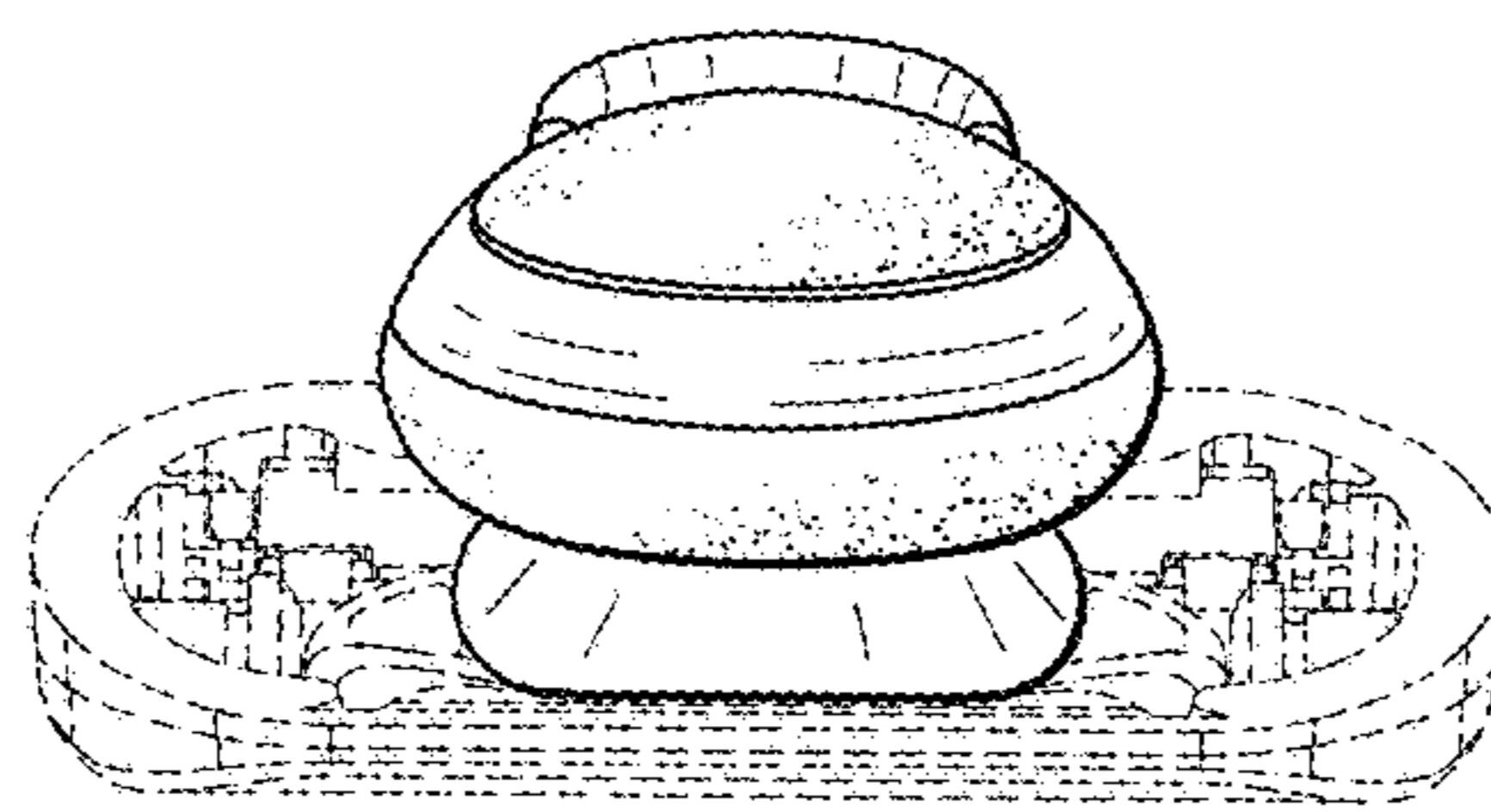


FIG. 7