



US00D864476S

(12) **United States Design Patent** (10) **Patent No.:** **US D864,476 S**
Qiu (45) **Date of Patent:** **** Oct. 22, 2019**

- (54) **ELECTRONIC CIGARETTE**
- (71) Applicant: **JOYETECH EUROPE HOLDING GMBH, Zug (CH)**
- (72) Inventor: **Weihua Qiu, Jiangsu (CN)**
- (73) Assignee: **JOYETECH EUROPE HOLDING GMBH, Zug (CH)**
- (**) Term: **15 Years**
- (21) Appl. No.: **29/666,870**
- (22) Filed: **Oct. 16, 2018**

D799,110 S	10/2017	Qiu	
D799,111 S	10/2017	Qiu	
D799,112 S	10/2017	Qiu	
D799,113 S	10/2017	Qiu	
D799,744 S	10/2017	Qiu	
9,801,418 B1	10/2017	Liu	
D806,310 S	12/2017	McGarry et al.	
D808,071 S	1/2018	Folkerts et al.	
D808,073 S	1/2018	Leidel	
D815,341 S *	4/2018	Qiu	D27/101
D818,636 S *	5/2018	Qiu	D27/101
D819,881 S *	6/2018	Qiu	D27/101
D822,271 S *	7/2018	Eksouzian	D27/101
D827,195 S *	8/2018	Chen	D27/101
D829,371 S *	9/2018	Durand	D27/101

(Continued)

Related U.S. Application Data

- (63) Continuation of application No. 29/600,855, filed on Apr. 17, 2017, now Pat. No. Des. 834,246.
- (51) **LOC (12) Cl.** **27-02**
- (52) **U.S. Cl.**
USPC **D27/162**
- (58) **Field of Classification Search**
USPC D27/162, 101, 106, 108, 161, 163-167, D27/169-175, 183, 186-190, 193, 195; D24/110, 110.5; 131/273, 274, 191, 330, 131/329, 328; 128/202.21, 203.12
CPC A24F 47/002; A24F 47/004; A24F 47/006; A24F 47/008; A61M 15/06
See application file for complete search history.

(56) **References Cited**

U.S. PATENT DOCUMENTS

D720,882 S *	1/2015	Albanese	D27/101
D725,310 S	3/2015	Eksouzian	
D732,733 S	6/2015	Spagnolo et al.	
D776,337 S *	1/2017	Levin	D27/101
D776,869 S	1/2017	Heidl	
D779,719 S	2/2017	Qiu	
D792,643 S	7/2017	Wong et al.	

Primary Examiner — Susan Bennett Hattan

Assistant Examiner — Rebecca Tsehaye

(74) *Attorney, Agent, or Firm* — Novick, Kim & Lee, PLLC; Allen Xue; Hyun Woo Shin

(57) **CLAIM**


I claim the ornamental design for an electronic cigarette, as shown and described.

DESCRIPTION

FIG. 1 is a top perspective view of an electronic cigarette showing my new design;
FIG. 2 is a bottom perspective view thereof;
FIG. 3 is a front elevational view thereof;
FIG. 4 is a rear elevational view thereof;
FIG. 5 is a left side elevational view thereof;
FIG. 6 is a right side elevational view thereof;
FIG. 7 is a top plan view thereof; and,
FIG. 8 is a bottom plan view thereof.

The dash-dash broken lines in the drawings show portions of the electronic cigarette which form no part of the claimed design. The dot-dash broken lines in the drawings define the bounds of the claimed design and form no part thereof.

1 Claim, 8 Drawing Sheets



(56)

References Cited

U.S. PATENT DOCUMENTS

D829,980	S	*	10/2018	Qiu	D27/162
D832,499	S	*	10/2018	Qiu	D27/162
D832,500	S	*	10/2018	Qiu	D27/162
D834,246	S	*	11/2018	Qiu	D27/162
D835,337	S	*	12/2018	Beer	D27/162
D837,446	S	*	1/2019	Durand	D27/101
D843,644	S	*	3/2019	Qiu	D27/101

* cited by examiner




FIG. 1




FIG. 2

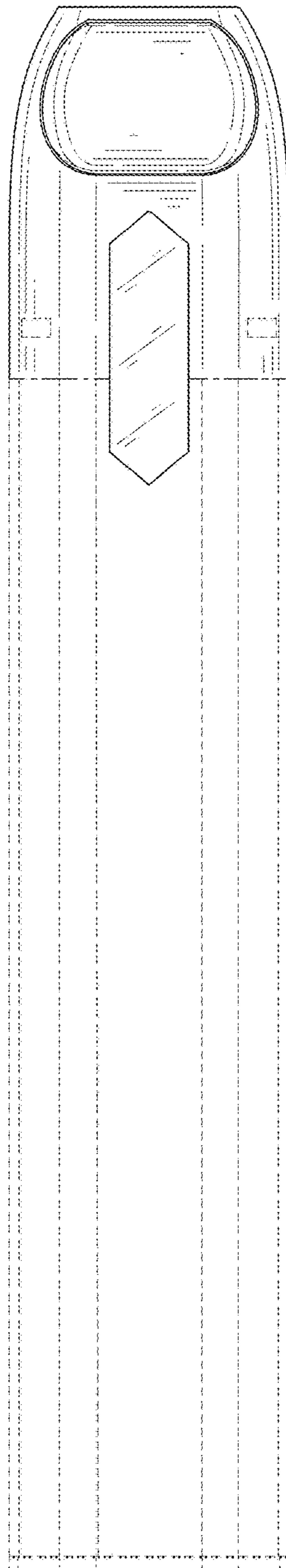


FIG. 3

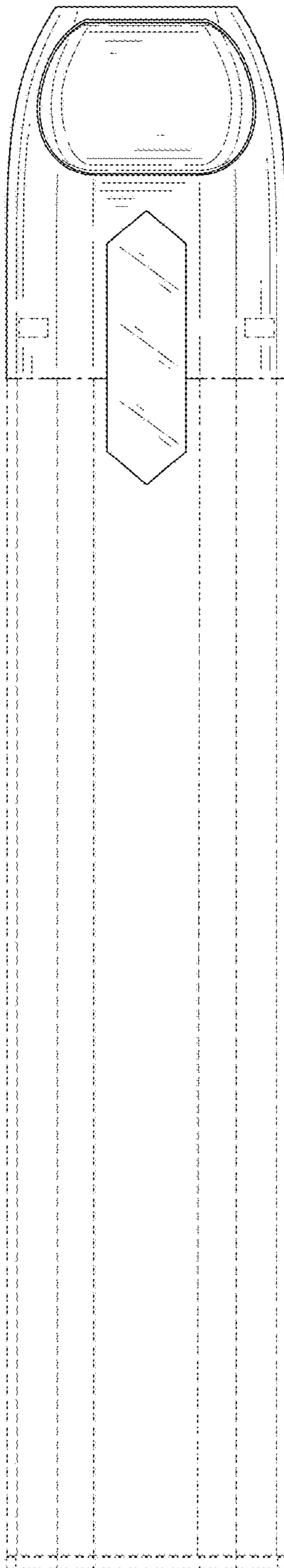


FIG. 4

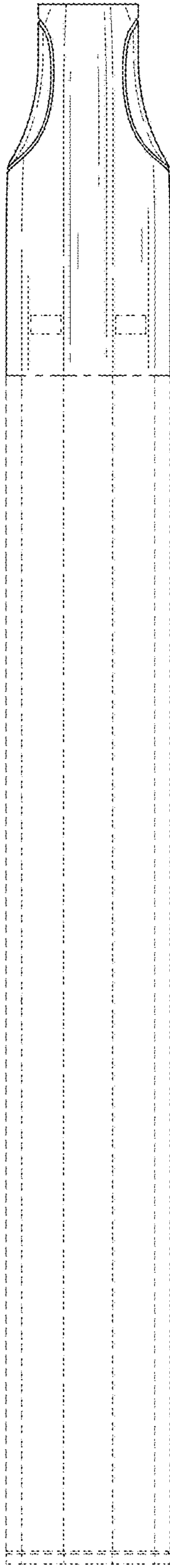


FIG. 5




FIG. 6

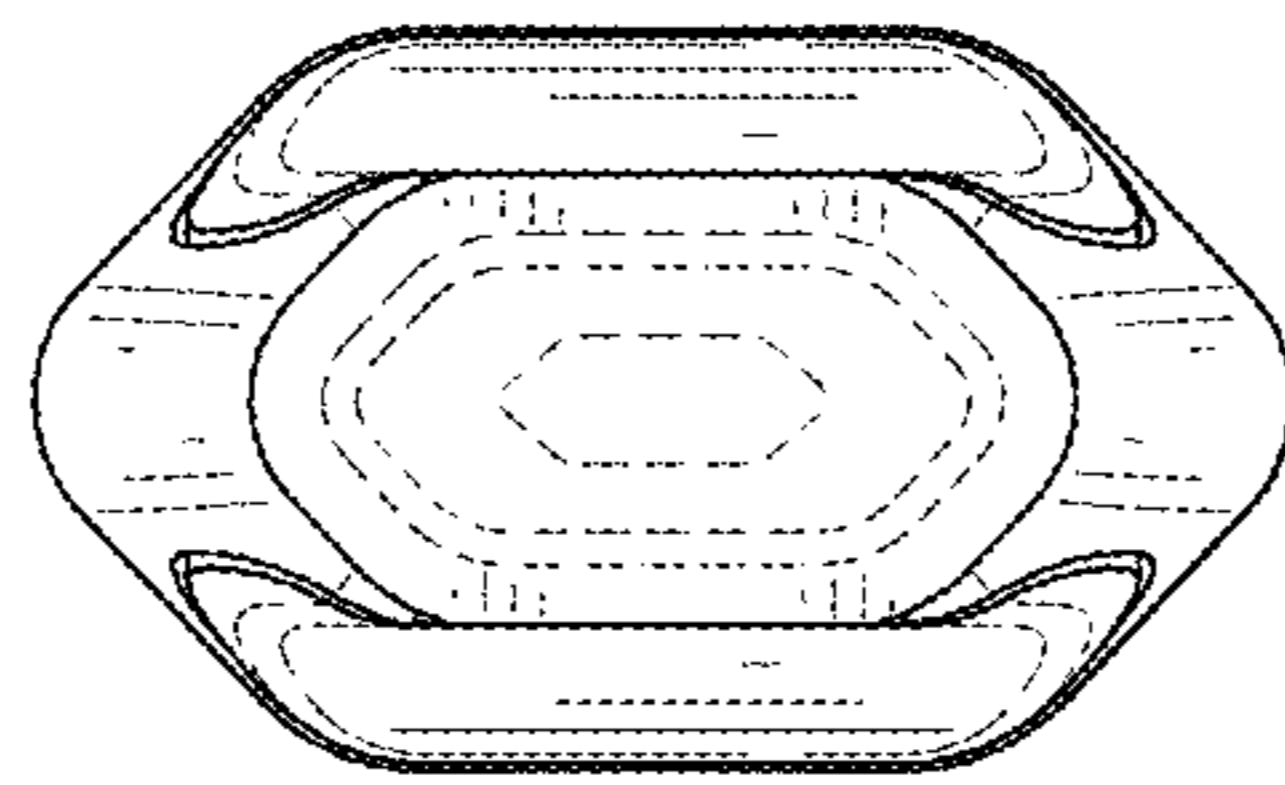


FIG. 7

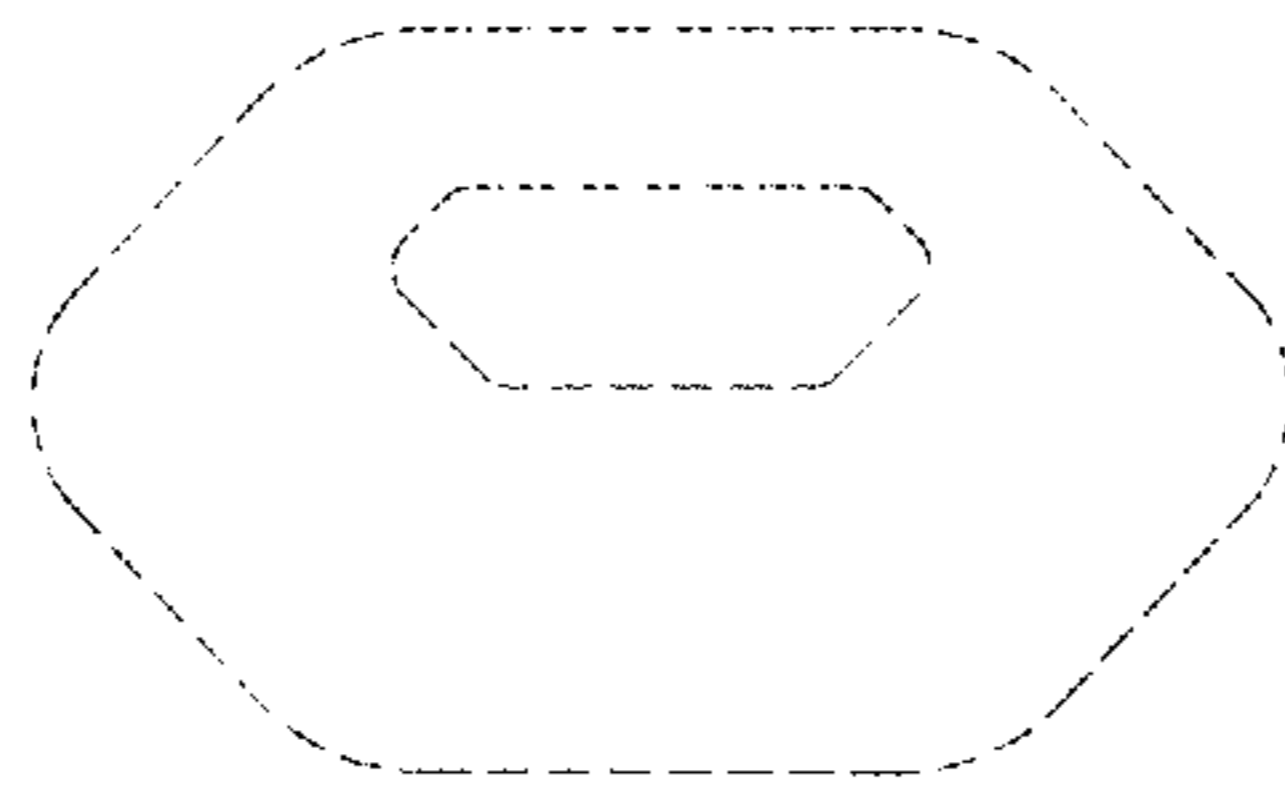


FIG. 8