



US00D864455S

(12) **United States Design Patent**  
**Sullivan**

(10) **Patent No.:** **US D864,455 S**

(45) **Date of Patent:** **\*\* Oct. 22, 2019**

(54) **HORTICULTURAL LIGHTING PANEL**

(71) Applicant: **Forever Green Indoors inc**, Kirkland, WA (US)

(72) Inventor: **Kevin Sullivan**, Kirkland, WA (US)

(\*\*) Term: **15 Years**

(21) Appl. No.: **29/653,147**

(22) Filed: **Jun. 12, 2018**

(51) **LOC (12) Cl.** ..... **26-04**

(52) **U.S. Cl.**  
USPC ..... **D26/76**

(58) **Field of Classification Search**  
USPC ..... D26/72, 74, 76, 78-83, 85, 86, 88, 90, D26/93, 111, 113, 118, 119, 120, 121, D26/122, 138, 139, 140, 141, 142, 152  
CPC ..... F21S 2/00; F21S 4/00; F21S 4/003; F21S 4/005; F21S 4/006; F21S 4/007; F21S 4/008; F21S 6/00; F21S 8/00; F21S 8/024; F21S 8/026; F21S 8/031; F21S 8/033; F21S 8/035-037; F21S 8/04; F21S 8/043; F21S 8/063  
See application file for complete search history.

(56) **References Cited**

**U.S. PATENT DOCUMENTS**

6,231,213	B1 *	5/2001	Schmidt	.....	F21S 8/02 362/374
D496,121	S *	9/2004	Santoro	.....	D26/76
D645,194	S *	9/2011	Budike, Jr.	.....	D26/76
D662,643	S *	6/2012	Takahashi	.....	D26/76
D663,882	S *	7/2012	Muraishi	.....	D26/76
D703,858	S *	4/2014	Miller	.....	D26/76
D721,198	S *	1/2015	Glasbrenner	.....	D26/76

D747,529	S *	1/2016	Yoon	.....	D26/74
D749,768	S *	2/2016	Snell	.....	D26/76
D762,322	S *	7/2016	Scribante	.....	D26/90
D774,234	S *	12/2016	Plourde	.....	D26/76
D786,471	S *	5/2017	Snell	.....	D26/74
D786,477	S *	5/2017	Lauderdale	.....	D26/76
D819,861	S *	6/2018	Scribante	.....	D26/76
D819,862	S *	6/2018	Deng	.....	D26/76
D833,664	S *	11/2018	Verfueth	.....	D26/76
D848,664	S *	5/2019	Reynolds	.....	D26/118
D850,699	S *	6/2019	Xu	.....	D26/76

\* cited by examiner

*Primary Examiner* — Natasha Vujcic

(74) *Attorney, Agent, or Firm* — Aeon Law PLLC; Adam L. K. Philipp; David V. H. Cohen

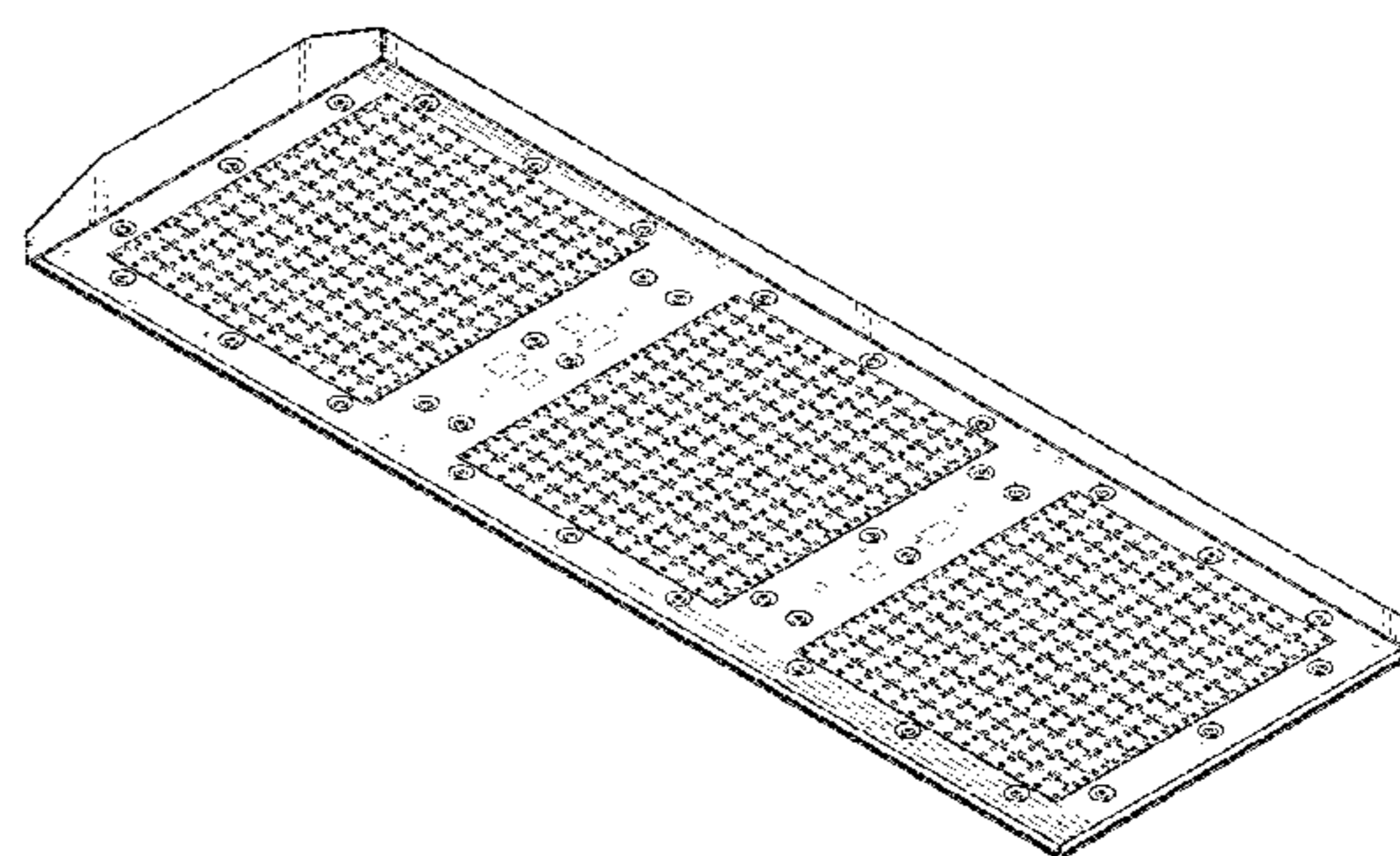
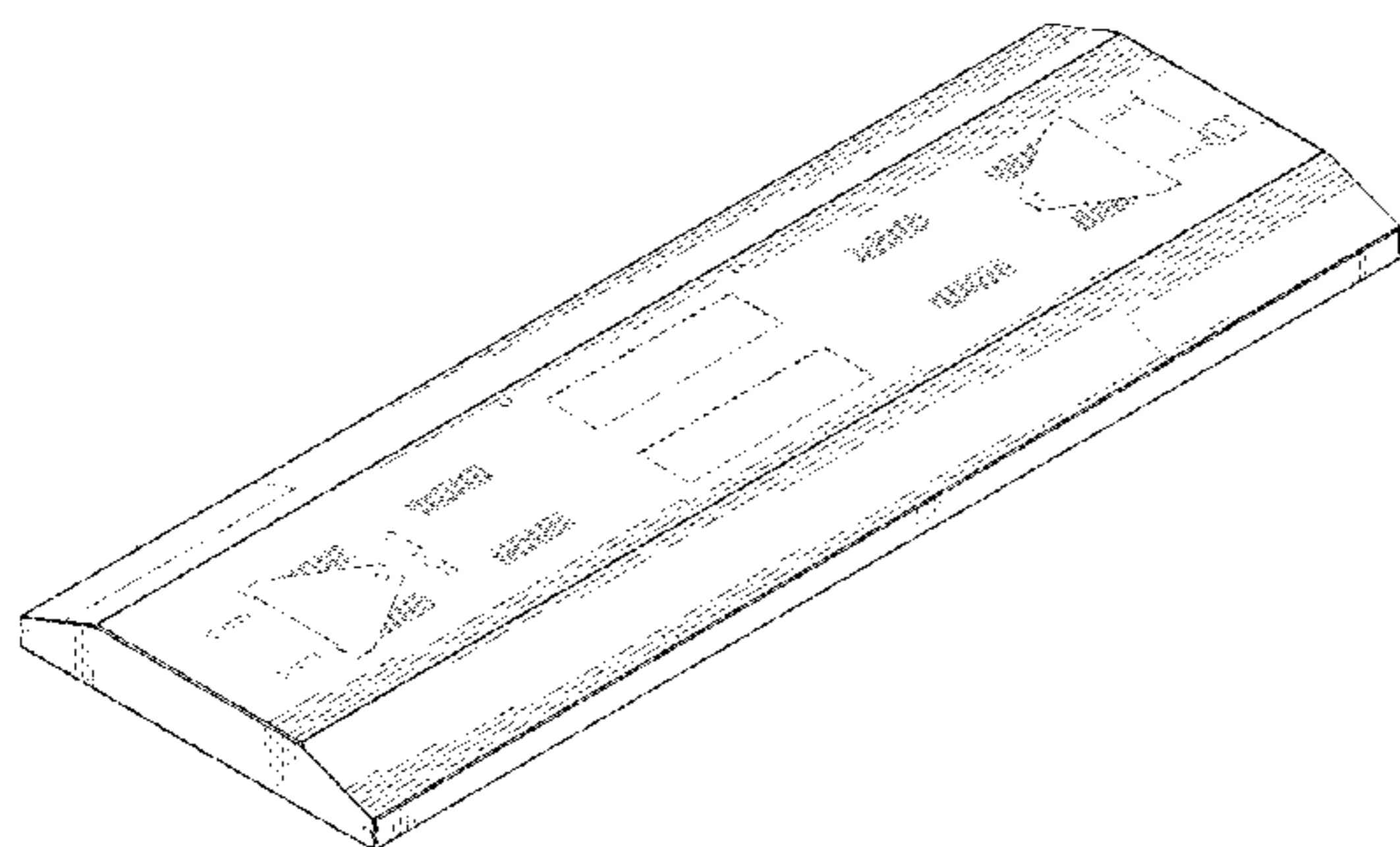
(57) **CLAIM**

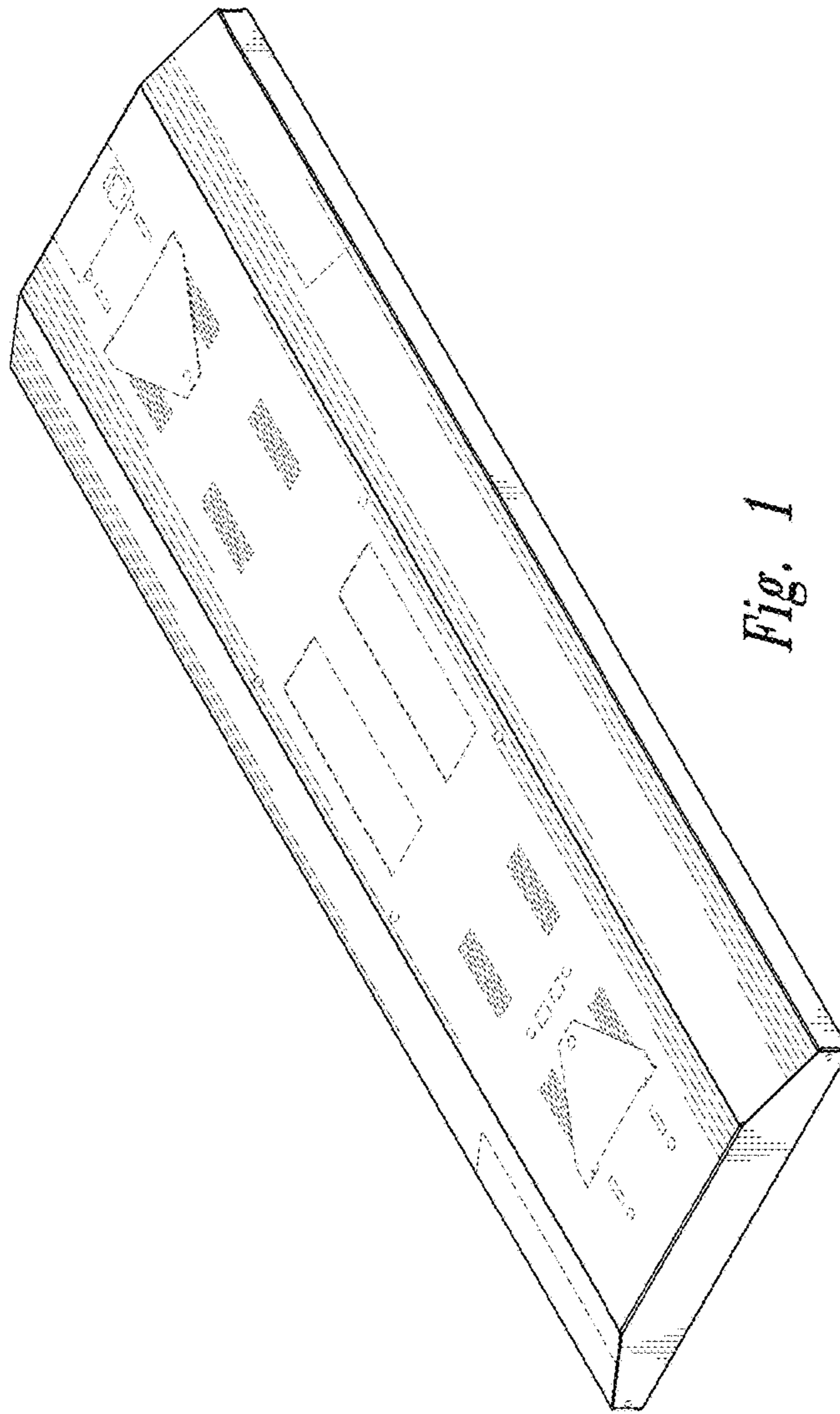
An ornamental design for a horticultural lighting panel, as shown and described.

**DESCRIPTION**

FIG. 1 is a perspective view from above of a horticultural lighting panel;  
FIG. 2 is a perspective view from below of the horticultural lighting panel;  
FIG. 3 is a bottom plan view thereof;  
FIG. 4 is a top plan view thereof;  
FIG. 5 is a side plan view thereof; and,  
FIG. 6 is an end plan view thereof.  
The broken lines showing hanger plates and vents in FIGS. 1 and 4, case access panels in FIGS. 1, 4, and 5, and electrical connector areas, mounting holes, and fasteners in FIGS. 1, 2, 3, 4, and 6 are for the purpose of showing environmental structure and form no part of the claimed design.

**1 Claim, 4 Drawing Sheets**





*Fig. 1*

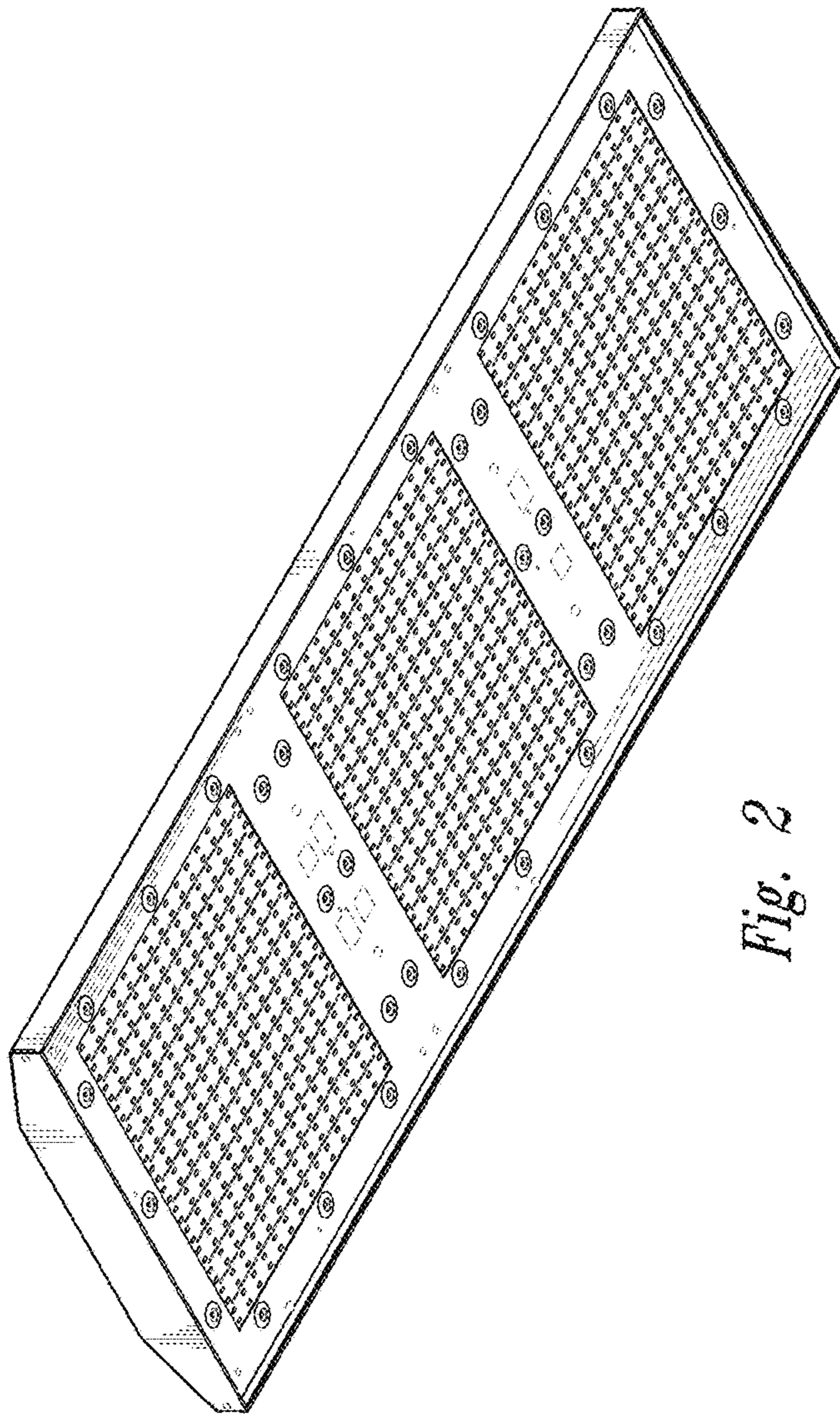


Fig. 2



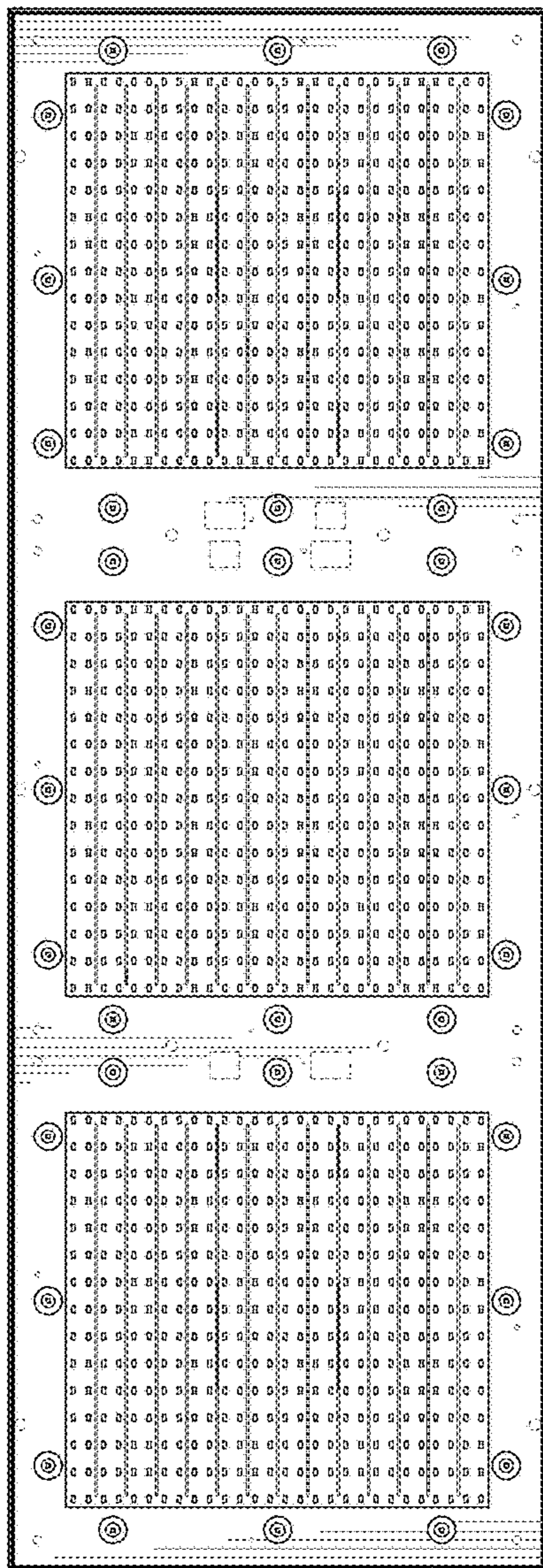


Fig. 3

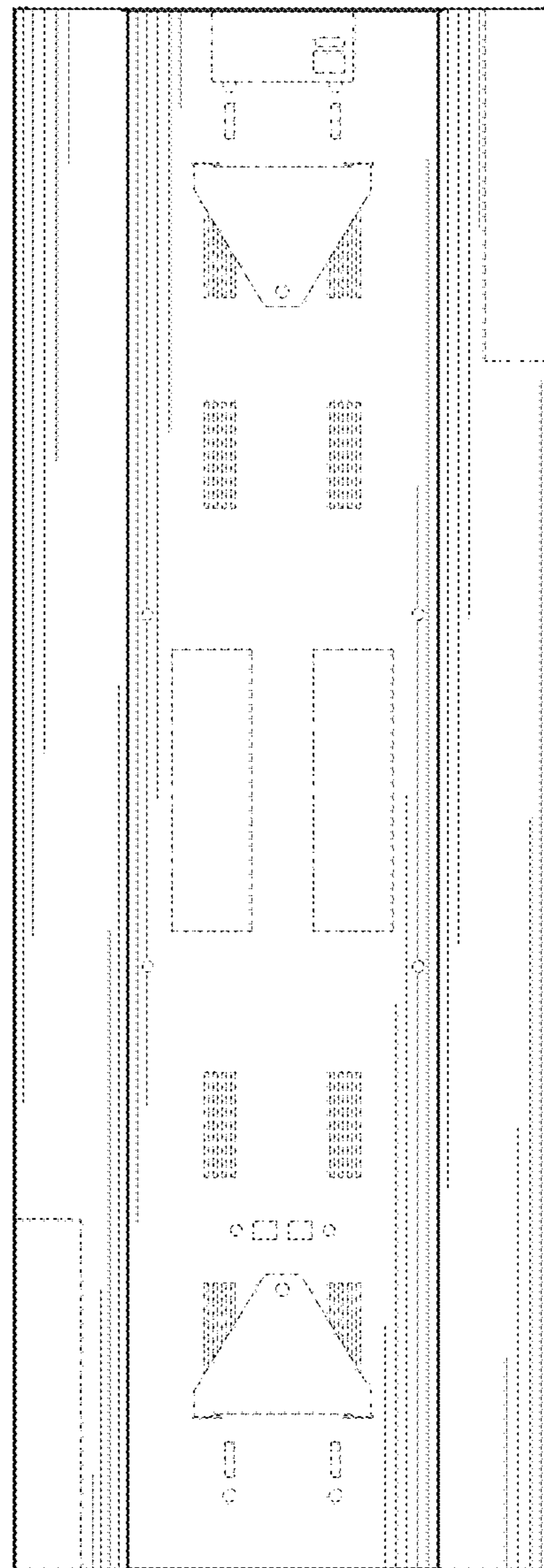



Fig. 4



*Fig. 5*



*Fig. 6*