



US00D864450S

(12) **United States Design Patent**
Chen

(10) **Patent No.:** **US D864,450 S**

(45) **Date of Patent:** **** Oct. 22, 2019**

(54) **HAND HELD LIGHT EMITTING DEVICE**

(71) Applicant: **Huo-Chuan Chen**, New Taipei (TW)

(72) Inventor: **Huo-Chuan Chen**, New Taipei (TW)

(**) Term: **15 Years**

(21) Appl. No.: **29/582,499**

(22) Filed: **Oct. 28, 2016**

(51) **LOC (12) Cl.** **26-02**

(52) **U.S. Cl.**
USPC **D26/42**

(58) **Field of Classification Search**
USPC D26/37, 38, 42, 44, 46, 51, 63
CPC F21L 2003/00; F21L 4/00; F21L 4/005;
F21L 4/02; F21L 4/025; F21L 4/027;
F21L 4/04; F21L 4/08; F21L 2005/00;
F21L 7/00; F21L 11/00; F21L 13/00;
F21L 13/04; F21L 13/08; F21L 14/02;
F21L 17/00; F21L 19/00

See application file for complete search history.

(56) **References Cited**

U.S. PATENT DOCUMENTS

D473,332 S *	4/2003	Lam	D26/49
D521,168 S *	5/2006	Waters	D10/114.1
D622,438 S *	8/2010	Sasada	D26/113
D637,749 S *	5/2011	Bayat	D26/49
D638,560 S *	5/2011	Steenstra	D26/38

D639,465 S *	6/2011	Abernethy	D26/24
D672,894 S *	12/2012	Bayat	D26/42
D694,446 S *	11/2013	Zhou	D26/42
D731,687 S *	6/2015	Haws	D26/46
D732,215 S *	6/2015	Su	D26/37
D743,594 S *	11/2015	Scazziga	D26/37
D787,728 S *	5/2017	Wing	D26/37
D791,379 S *	7/2017	Koshiba	D26/37
D794,236 S *	8/2017	Kovacik	D26/42

* cited by examiner

Primary Examiner — Lakiya G Rogers

Assistant Examiner — Carissa C Fitts

(74) *Attorney, Agent, or Firm* — Leong C. Lei

(57) **CLAIM**

The ornamental design for a hand held light emitting device, as shown and described.

DESCRIPTION

FIG. 1 is a perspective view of a hand held light emitting device showing my new design;
FIG. 2 is a front elevational view thereof;
FIG. 3 is a rear elevational view thereof;
FIG. 4 is a left side elevational view thereof;
FIG. 5 is a right side elevational view thereof;
FIG. 6 is a top plan view thereof; and,
FIG. 7 is a bottom plan view thereof.

The broken lines show portions of the article which form no part of the claimed design.

1 Claim, 7 Drawing Sheets



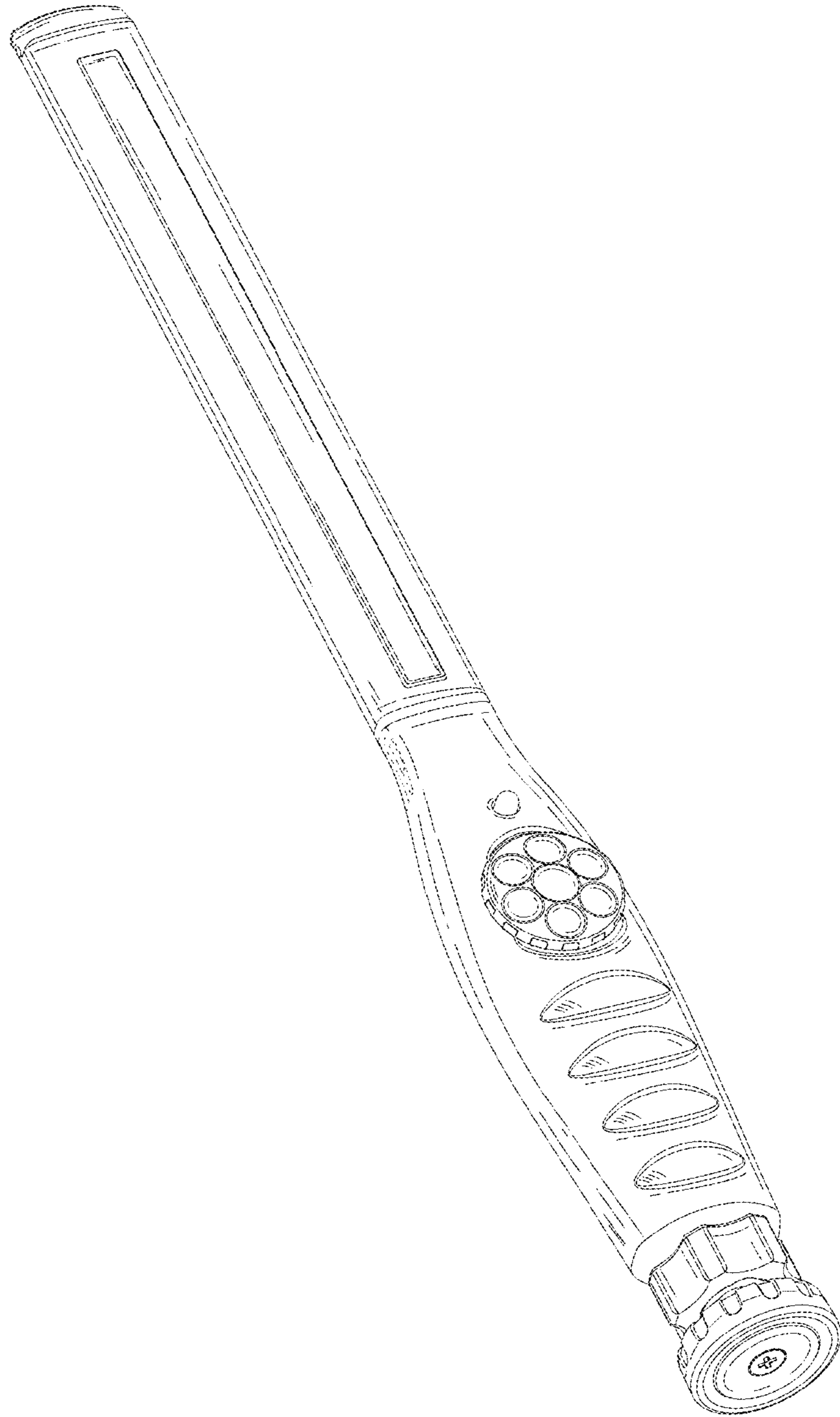


FIG. 1

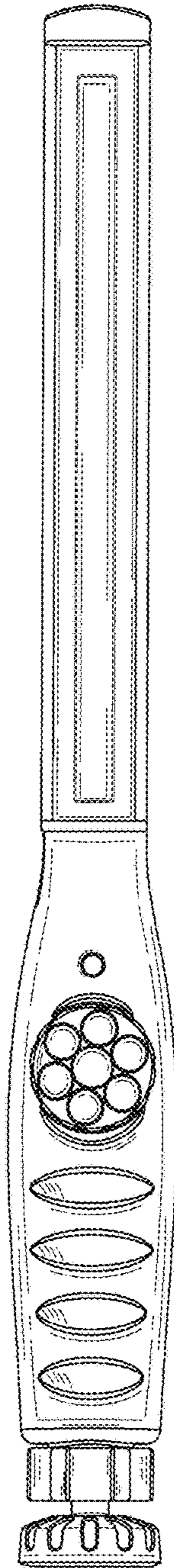


FIG. 2

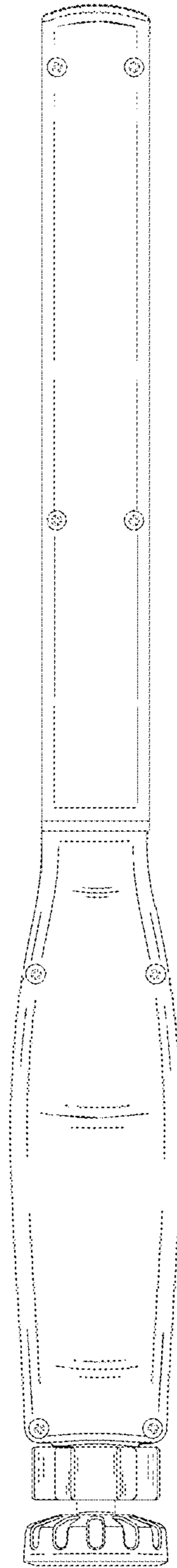


FIG. 3

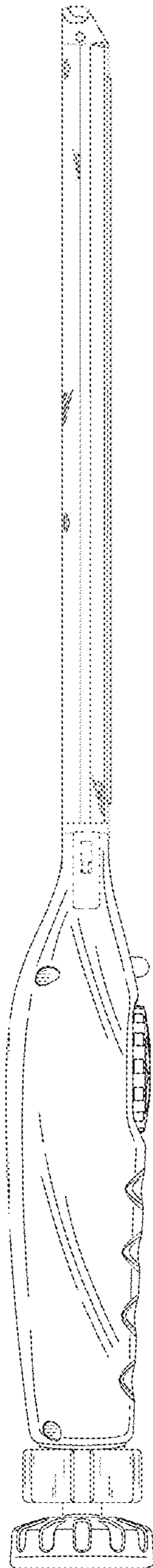


FIG. 4

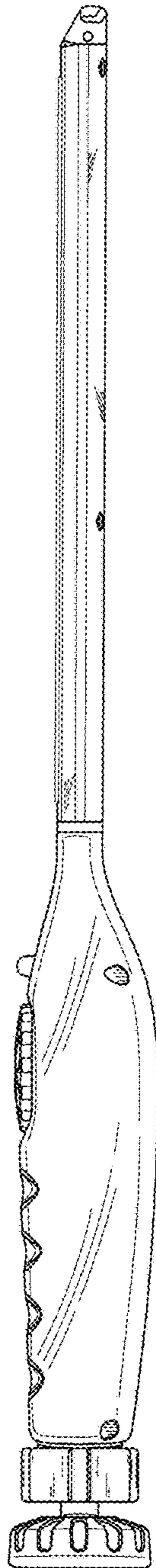


FIG. 5

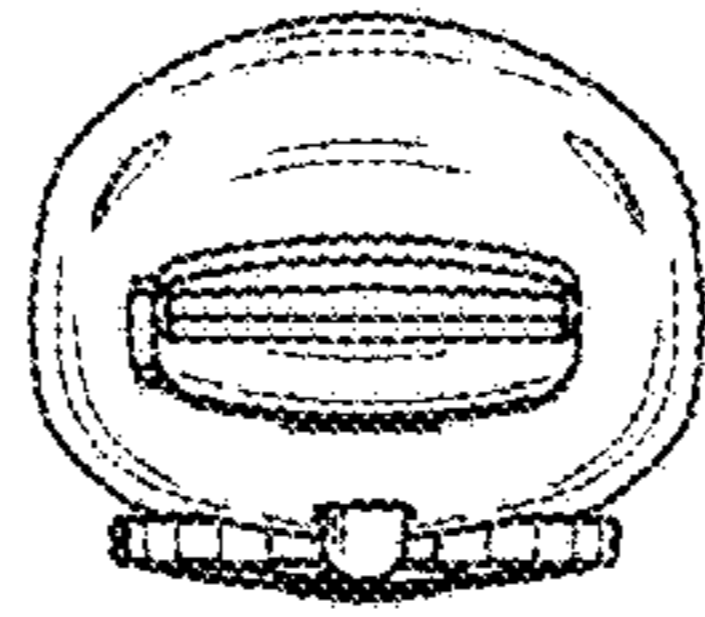


FIG. 6

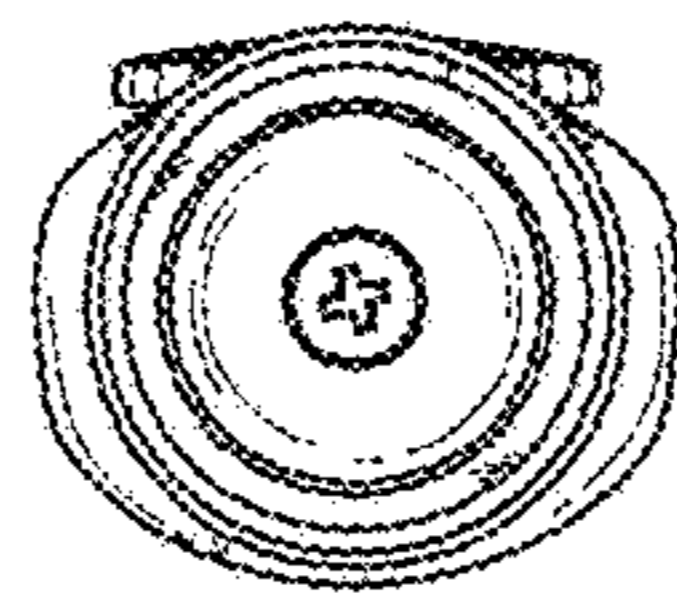


FIG. 7