



US00D864440S

(12) **United States Design Patent** (10) **Patent No.:** **US D864,440 S**
Bae (45) **Date of Patent:** **** Oct. 22, 2019**

(54) **REAR COMBINATION LAMP FOR AN AUTOMOBILE**

(71) Applicant: **HONDA MOTOR CO., LTD.**, Tokyo (JP)

(72) Inventor: **Sungjun Bae**, Wako (JP)

(73) Assignee: **HONDA MOTOR CO., LTD.**, Tokyo (JP)

(**) Term: **15 Years**

(21) Appl. No.: **29/654,753**

(22) Filed: **Jun. 27, 2018**

(30) **Foreign Application Priority Data**

Dec. 29, 2017 (JP) 2017-029643

(51) **LOC (12) Cl.** **26-06**

(52) **U.S. Cl.**
USPC **D26/28**

(58) **Field of Classification Search**
USPC D26/28-36, 139
CPC F21S 48/00; F21S 48/10; F21S 48/115;
F21S 48/225; F21S 48/1233; F21S
48/1266; F21S 48/1388; F21S 48/2268;
F21V 21/04; F21V 29/004

See application file for complete search history.

(56) **References Cited**

U.S. PATENT DOCUMENTS

D498,013 S * 11/2004 Pfeiffer D26/28
D523,976 S * 6/2006 Pfeiffer D26/28
D539,450 S * 3/2007 Pfeiffer D26/28
D549,363 S * 8/2007 Pfeiffer D26/28

* cited by examiner

Primary Examiner — Marcus A Jackson

(74) *Attorney, Agent, or Firm* — Westerman, Hattori,
Daniels & Adrian, LLP

(57) **CLAIM**

The ornamental design for a rear combination lamp for an automobile, as shown and described.

DESCRIPTION

FIG. 1 is a front perspective view of a rear combination lamp for an automobile;

FIG. 2 is a front elevation view thereof;

FIG. 3 is a top plan view thereof; and,

FIG. 4 is a right side elevation view thereof.

The broken lines in the drawings illustrate portions of the rear combination lamp for an automobile that form no part of the claimed design.

1 Claim, 4 Drawing Sheets

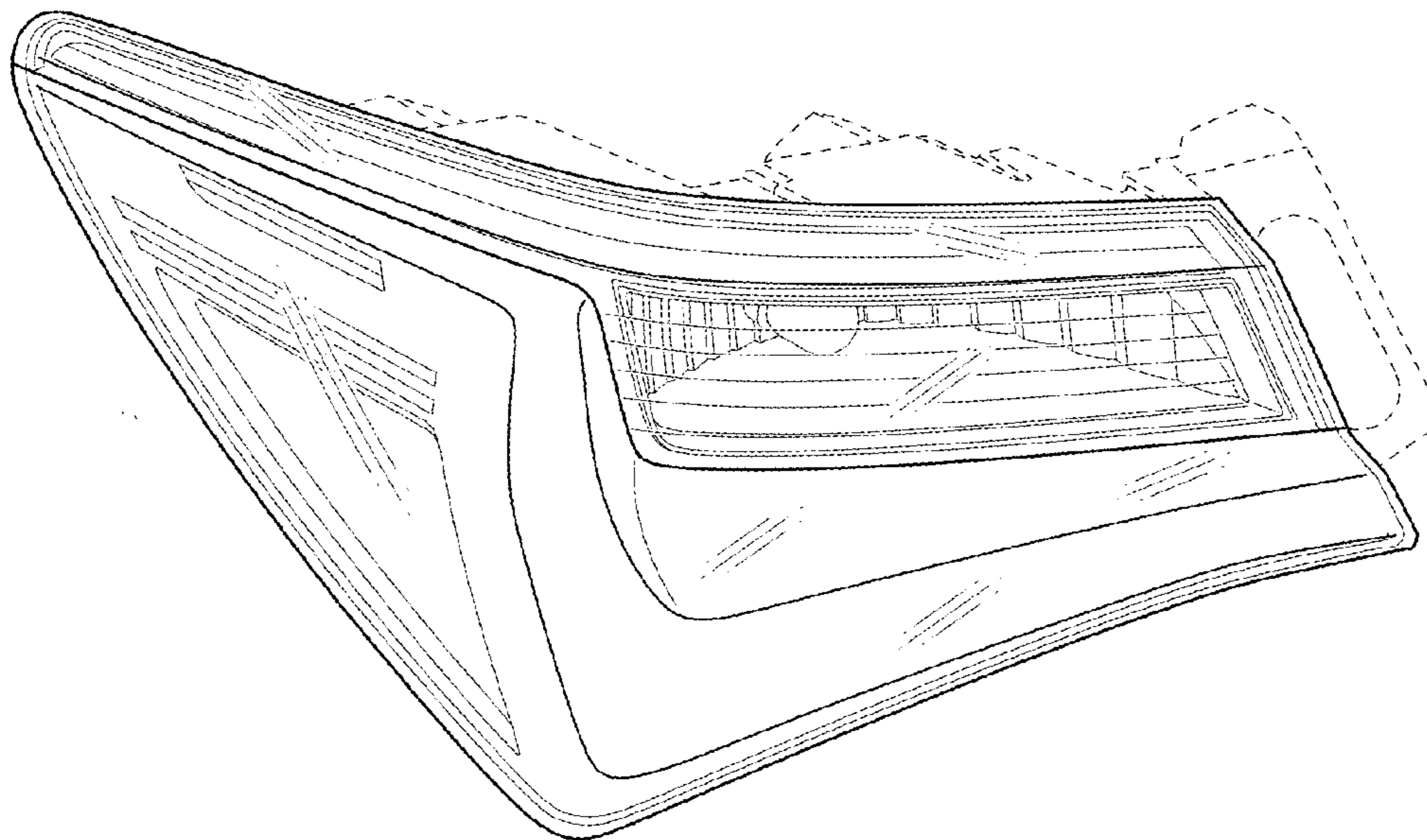


FIG. 1

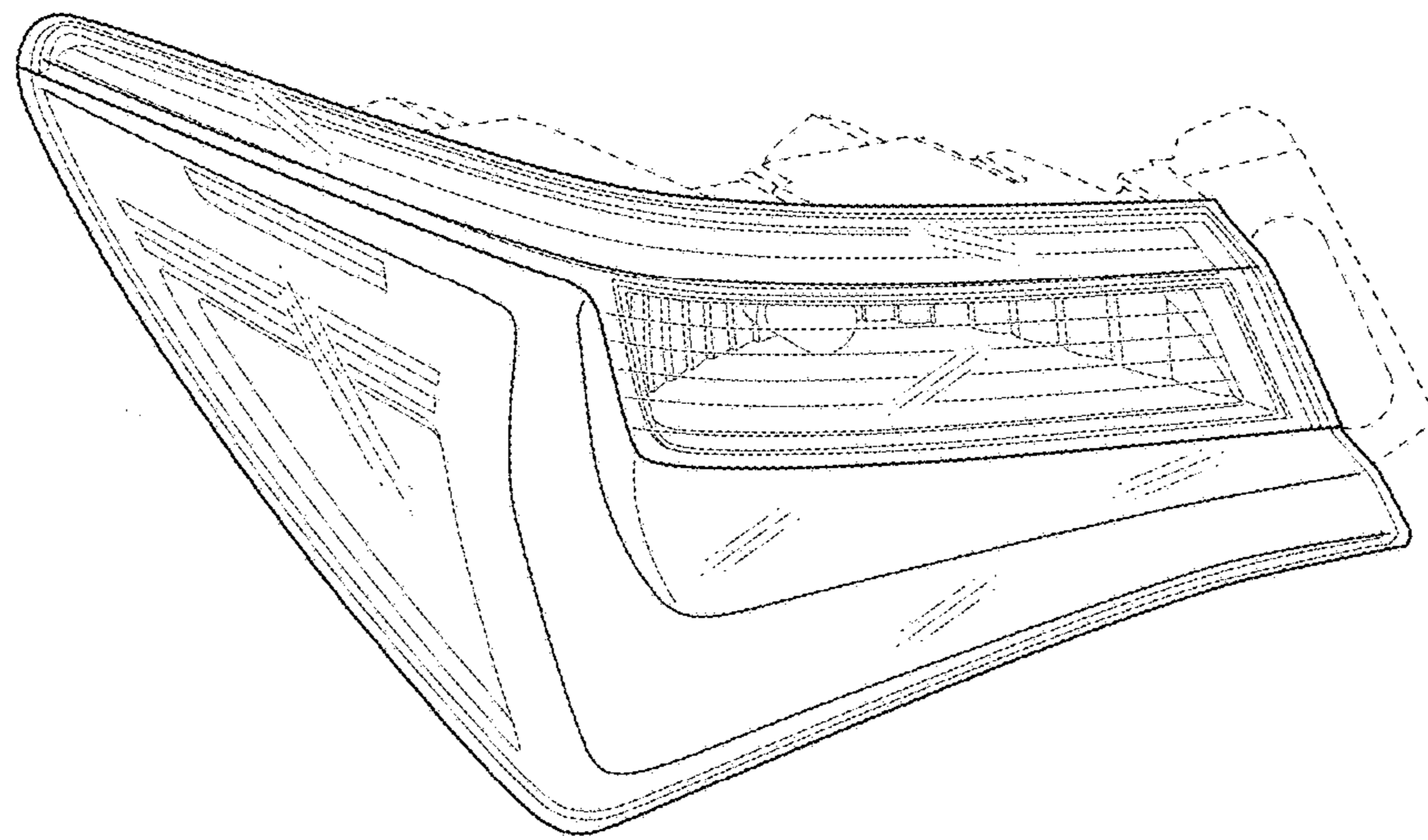


FIG. 2

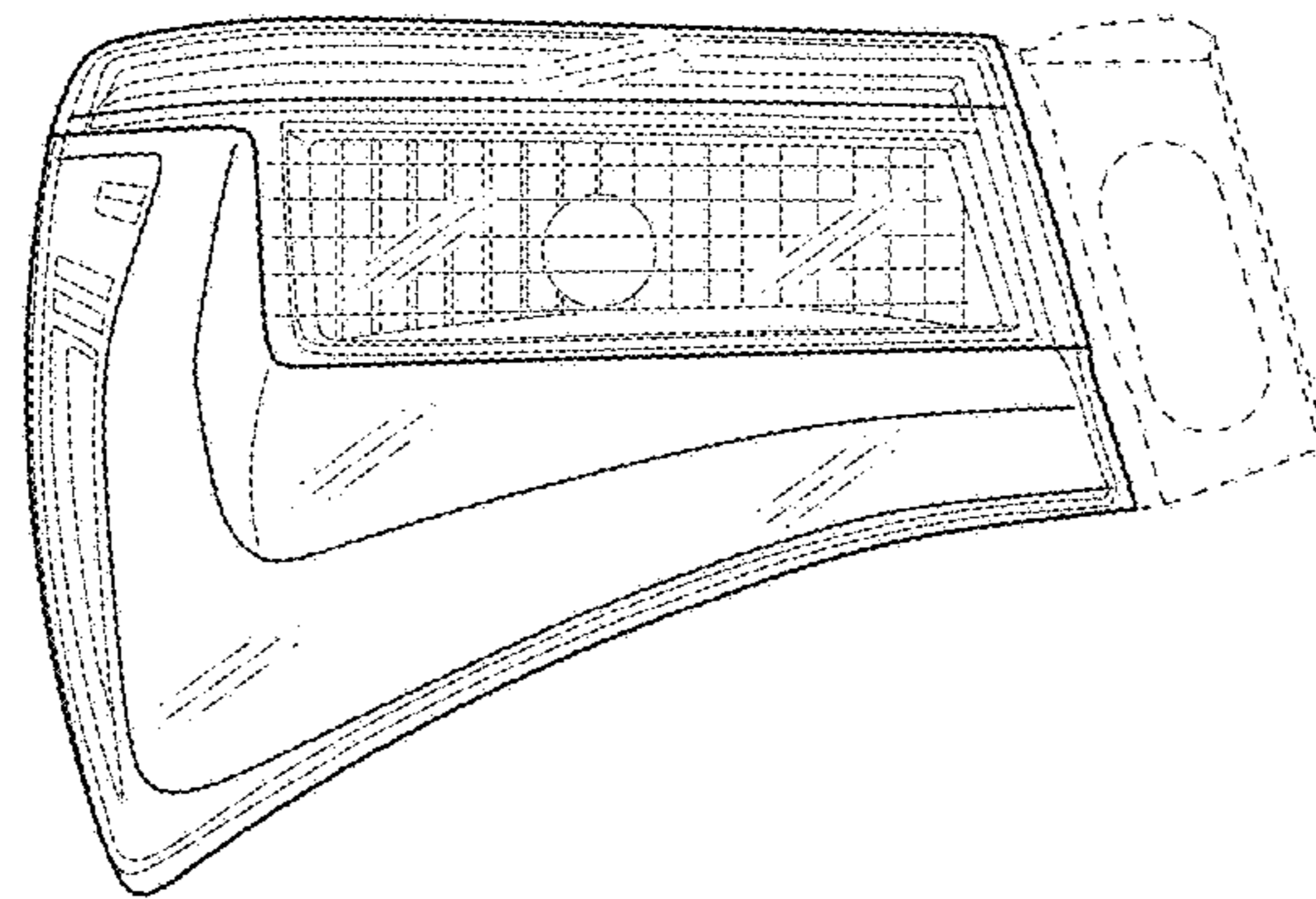


FIG. 3

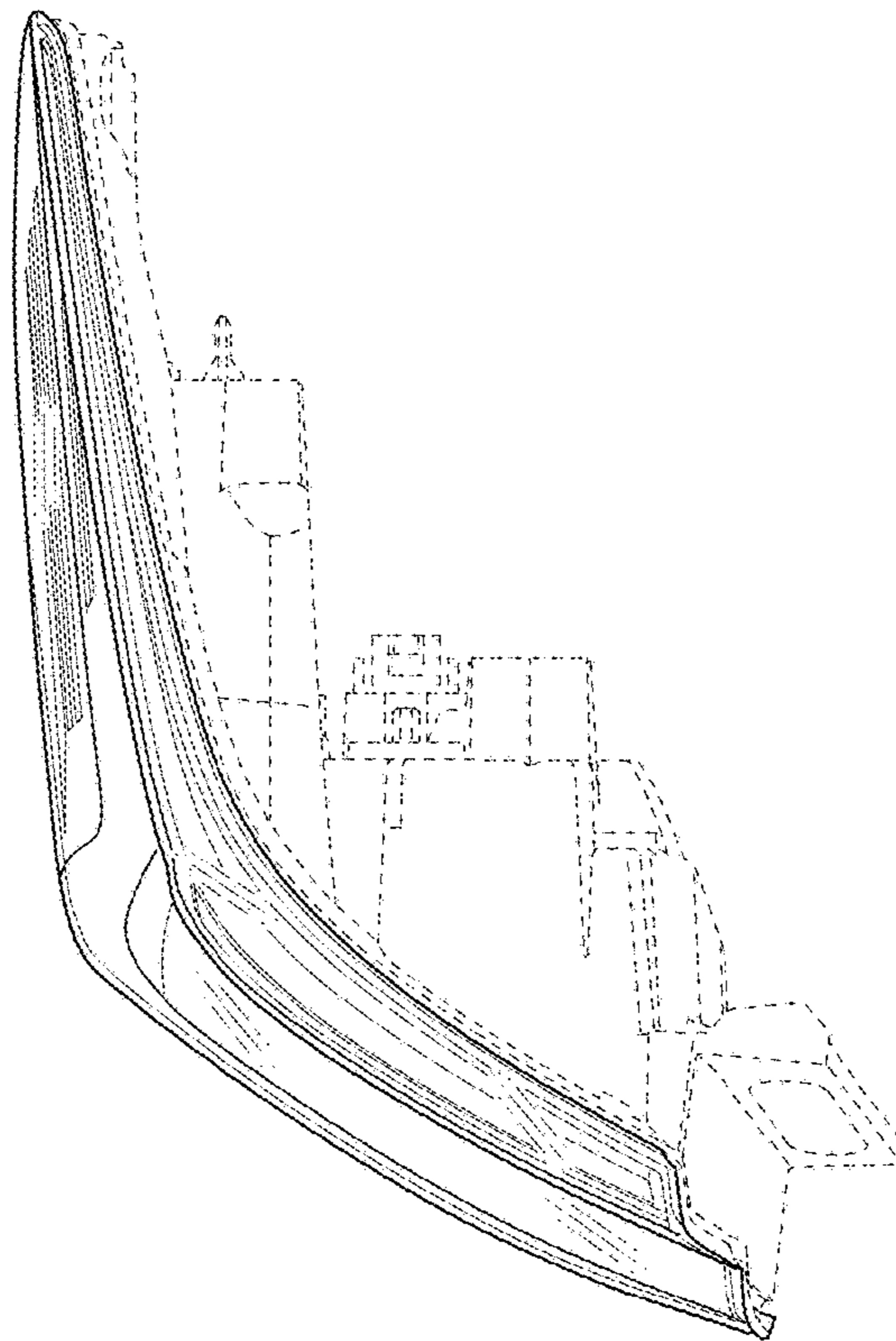


FIG. 4

