

US00D864433S

(12) **United States Design Patent**
Liu

(10) **Patent No.:** **US D864,433 S**

(45) **Date of Patent:** **** Oct. 22, 2019**

- (54) **PORTION OF A VEHICLE LAMP**
- (71) Applicant: **Juluen Enterprise Co., Ltd.**, New Taipei (TW)
- (72) Inventor: **Tung-Kang Liu**, New Taipei (TW)
- (73) Assignee: **JULUEN ENTERPRISE CO., LTD.**, New Taipei (TW)
- (**) Term: **15 Years**
- (21) Appl. No.: **29/609,045**
- (22) Filed: **Jun. 28, 2017**
- (51) **LOC (12) Cl.** **26-06**
- (52) **U.S. Cl.**
USPC **D26/28**
- (58) **Field of Classification Search**
USPC D26/28-36
CPC F21S 48/00; F21S 48/10; F21S 48/115;
F21S 48/225; F21S 48/1233; F21S 48/1266; F21S 48/1388; F21S 48/2268;
F21V 21/04; F21V 13/00; F21V 29/004
See application file for complete search history.

- D556,351 S * 11/2007 Tsai D26/28
- D641,092 S * 7/2011 Okuda D26/28
- D678,563 S * 3/2013 Liao D26/28
- D738,548 S * 9/2015 Chen D26/28
- D770,653 S * 11/2016 Lai D26/28
- D773,080 S * 11/2016 Liu D26/28
- D788,335 S * 5/2017 Tsai D26/28
- D812,256 S * 3/2018 Huntley D26/28

* cited by examiner

Primary Examiner — Marcus A Jackson

(57) **CLAIM**

The ornamental design for a portion of a vehicle lamp, as shown and described.

DESCRIPTION

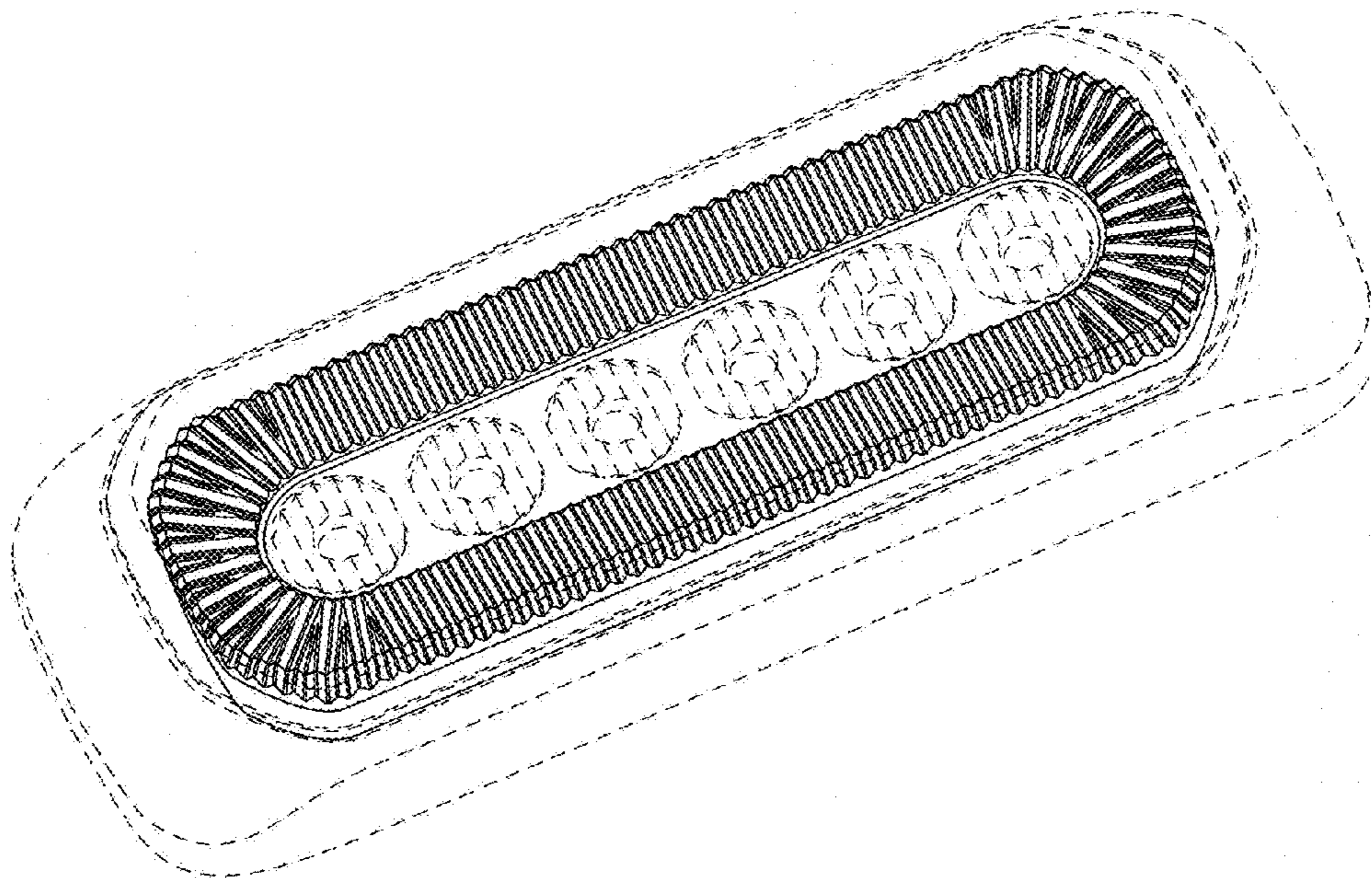
FIG. 1 is a perspective view of portion of a vehicle lamp; FIG. 2 is a top plan view thereof; FIG. 3 is a bottom view thereof; FIG. 4 is a front view of thereof, the opposite rear view being identical; FIG. 5 is a right side view thereof, the opposite left side view being identical; and, FIG. 6 is a perspective view of the portion of a vehicle lamp positioned on a representative warning lamp. The broken lines in the drawings illustrate portions of or the environment related to the portion of a vehicle lamp which form no part of the claimed design.

1 Claim, 6 Drawing Sheets

(56) **References Cited**

U.S. PATENT DOCUMENTS

- D411,635 S * 6/1999 Philipot D26/28
- D492,047 S * 6/2004 Dohogne D26/28



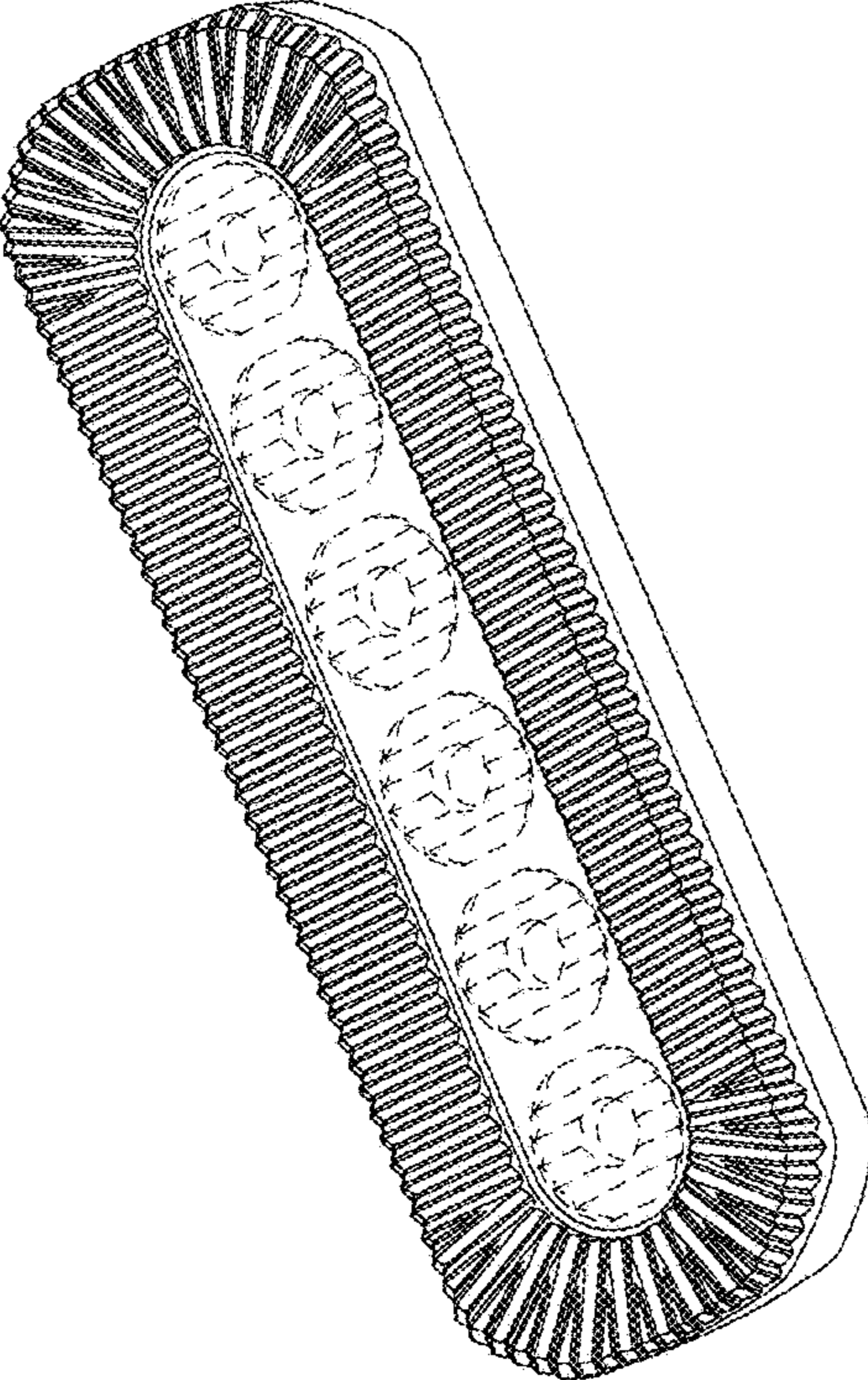


FIG. 1

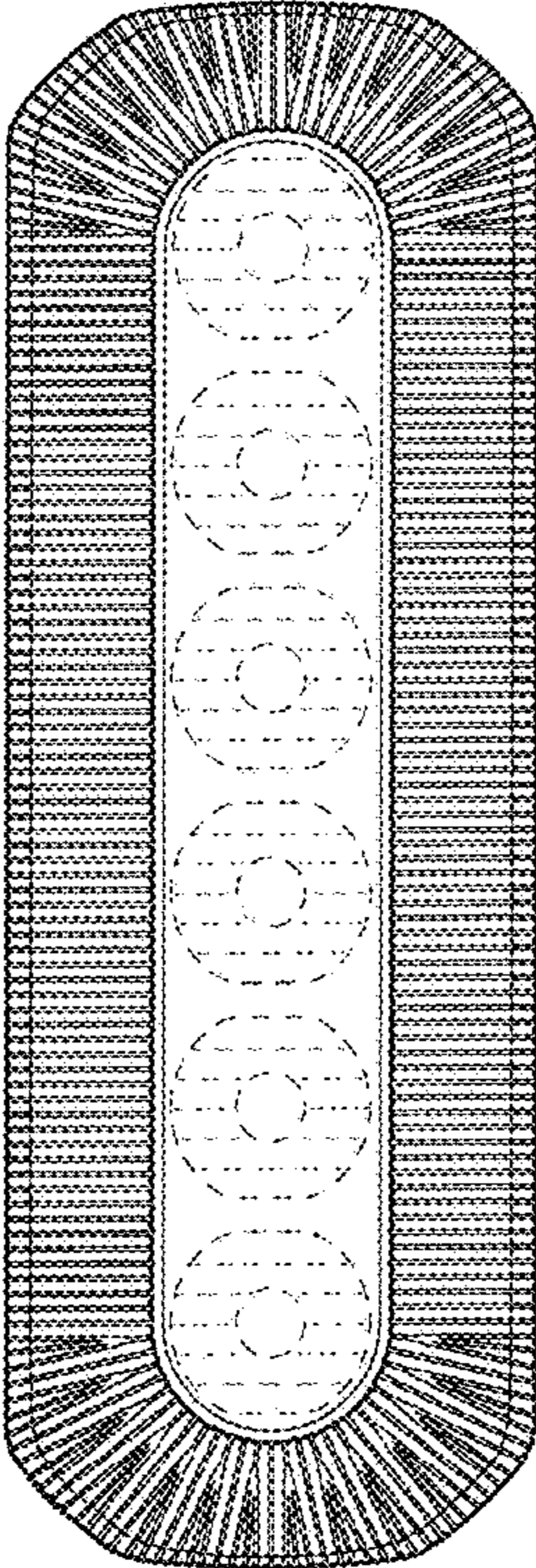


FIG. 2

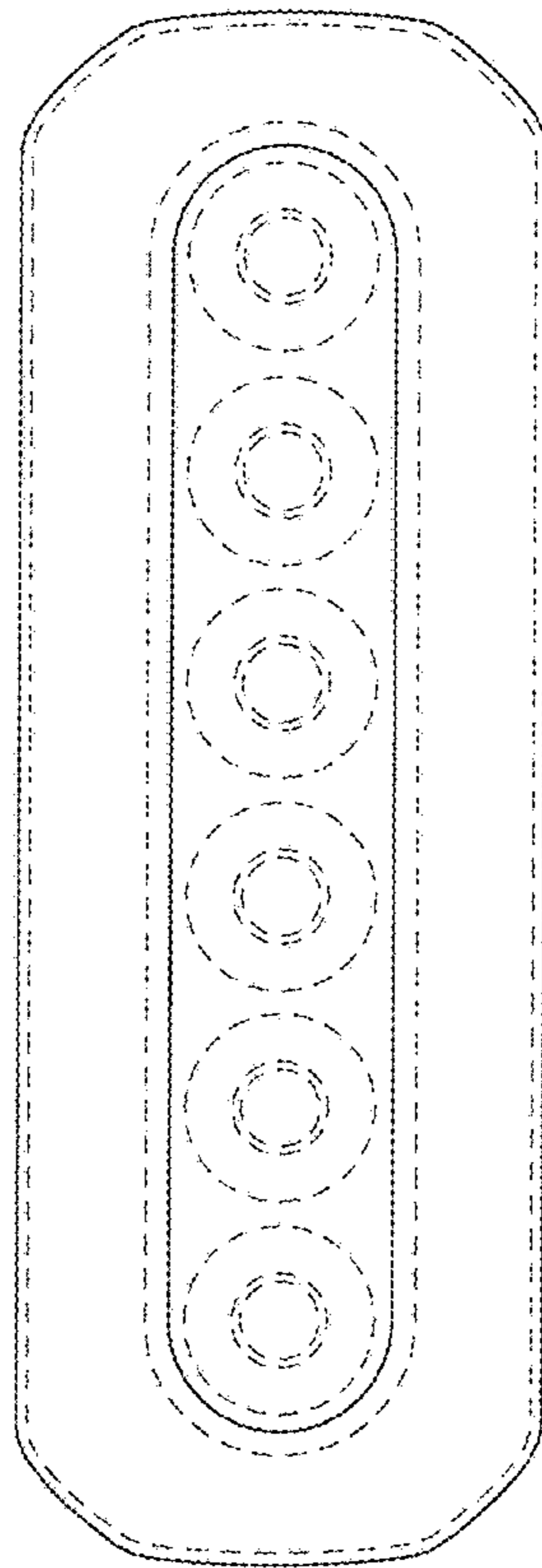


FIG. 3

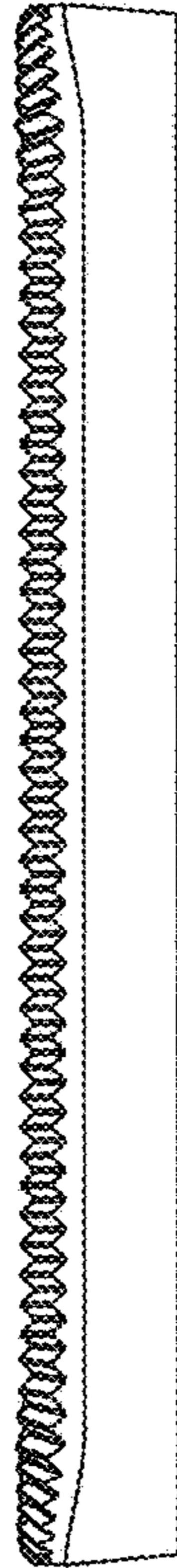


FIG. 4

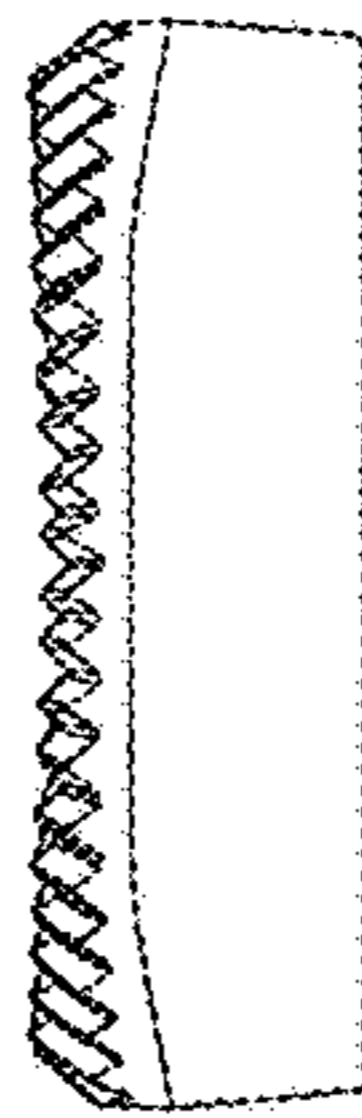


FIG. 5

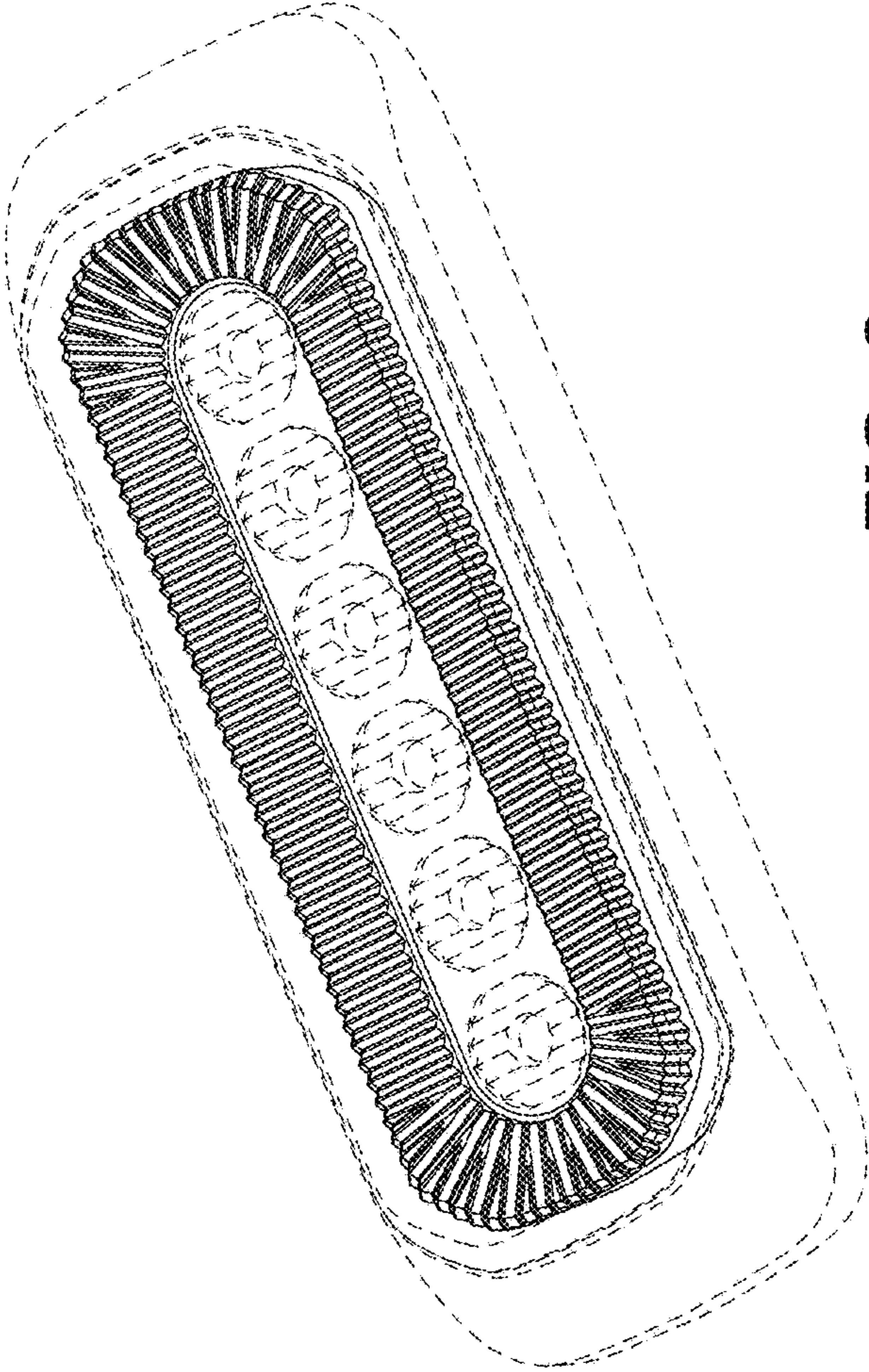


FIG. 6