

US00D864423S

(12) **United States Design Patent** (10) **Patent No.:** **US D864,423 S**
Spencer (45) **Date of Patent:** **** Oct. 22, 2019**

(54) **INSERT STRIP FOR SHINGLED ROOFS**

D254,991 S * 5/1980 Falcq D25/164
4,276,732 A * 7/1981 Nielsen A01N 59/16
422/291
4,470,406 A * 9/1984 Rinklake E04D 1/30
126/622

(71) Applicant: **Laurie Anne Spencer**, Commerce Township, MI (US)

(72) Inventor: **David Spencer**, Commerce, MI (US)

(Continued)

(**) Term: **15 Years**

OTHER PUBLICATIONS

(21) Appl. No.: **29/530,892**

https://www.youtube.com/results?search_query=Copper+Cat+Strips+-+How+to+Remove+Moss+and+Algae+from+Your+Roof-
Nov. 13, 2014.*

(22) Filed: **Jun. 22, 2015**

(Continued)

Related U.S. Application Data

(60) Continuation of application No. 29/466,724, filed on Sep. 11, 2013, now abandoned, and a division of application No. 13/546,056, filed on Jul. 11, 2012, now abandoned.

Primary Examiner — Jennifer Rivard

Assistant Examiner — Catherine S Posthauer

(74) *Attorney, Agent, or Firm* — John R. Benefiel

(51) **LOC (12) Cl.** **25-01**

(52) **U.S. Cl.**

USPC **D25/139**

(58) **Field of Classification Search**

USPC D25/139–144, 152–157, 159, 55, 58, 60,
D25/113, 114, 115, 119, 121–125, 136,
D25/138, 199; D20/42; D6/54, 332;
D23/389

CPC E04D 13/00; E04D 13/002; E04D 1/22;
E04D 7/005; E04D 2001/308; B32B
11/10; D21F 1/02; D21F 1/028; E04B
1/92; E04B 1/66; E04B 1/665; E04B
7/18; Y10T 428/12361

See application file for complete search history.

(57) **CLAIM**

The ornamental design for an insert strip for shingled roofs, as shown and described.

DESCRIPTION

FIG. 1 is a top perspective view of an insert strip for shingled roofs, showing my new design.

FIG. 2 is an enlarged view of the insert strip for shingled roofs shown in FIG. 1.

FIG. 3 is a top plan view of the insert strip for shingled roofs shown in FIG. 2.

FIG. 4 is a bottom plan view of the insert strip for shingled roofs shown in FIG. 3.

FIG. 5 is an enlarged left end view of the insert strip for shingled roofs shown in FIG. 4; and,

FIG. 6 is an enlarged right end view of the insert strip for shingled roofs shown in FIG. 1.

The dot-dash line in FIG. 1 represents the designation of enlargement views and forms no part of the claim. The evenly broken lines represent the sections from which the enlargement views have been cut from FIG. 1 and form no part of the claim.

(56) **References Cited**

U.S. PATENT DOCUMENTS

849,427 A * 4/1907 Rude E04C 5/04
52/581
2,789,324 A * 4/1957 Grossenbacher E04F 10/08
52/530
D223,901 S * 6/1972 Shaeffer D25/155
4,070,839 A * 1/1978 Clem E04B 1/66
428/117

1 Claim, 4 Drawing Sheets

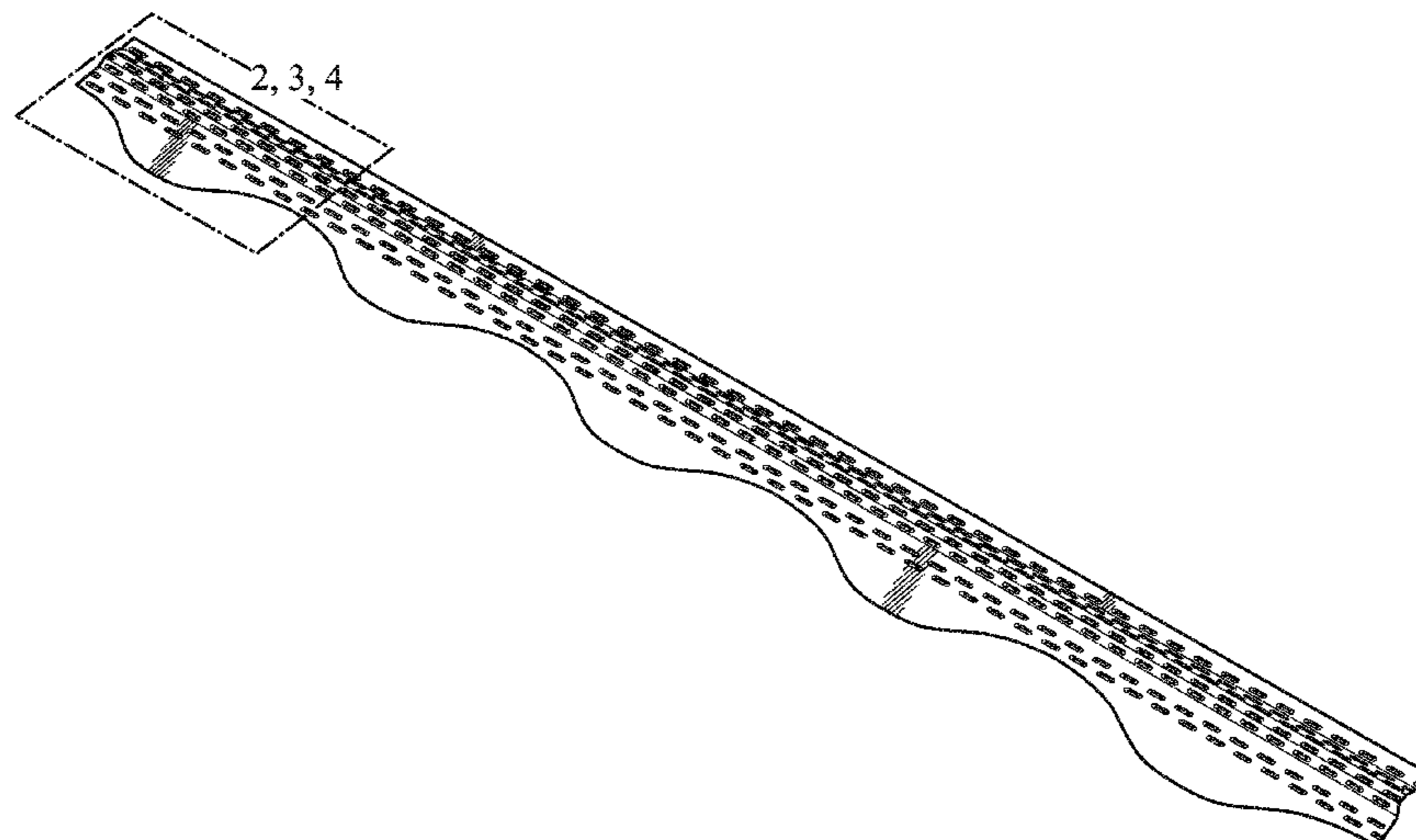


FIG. 1

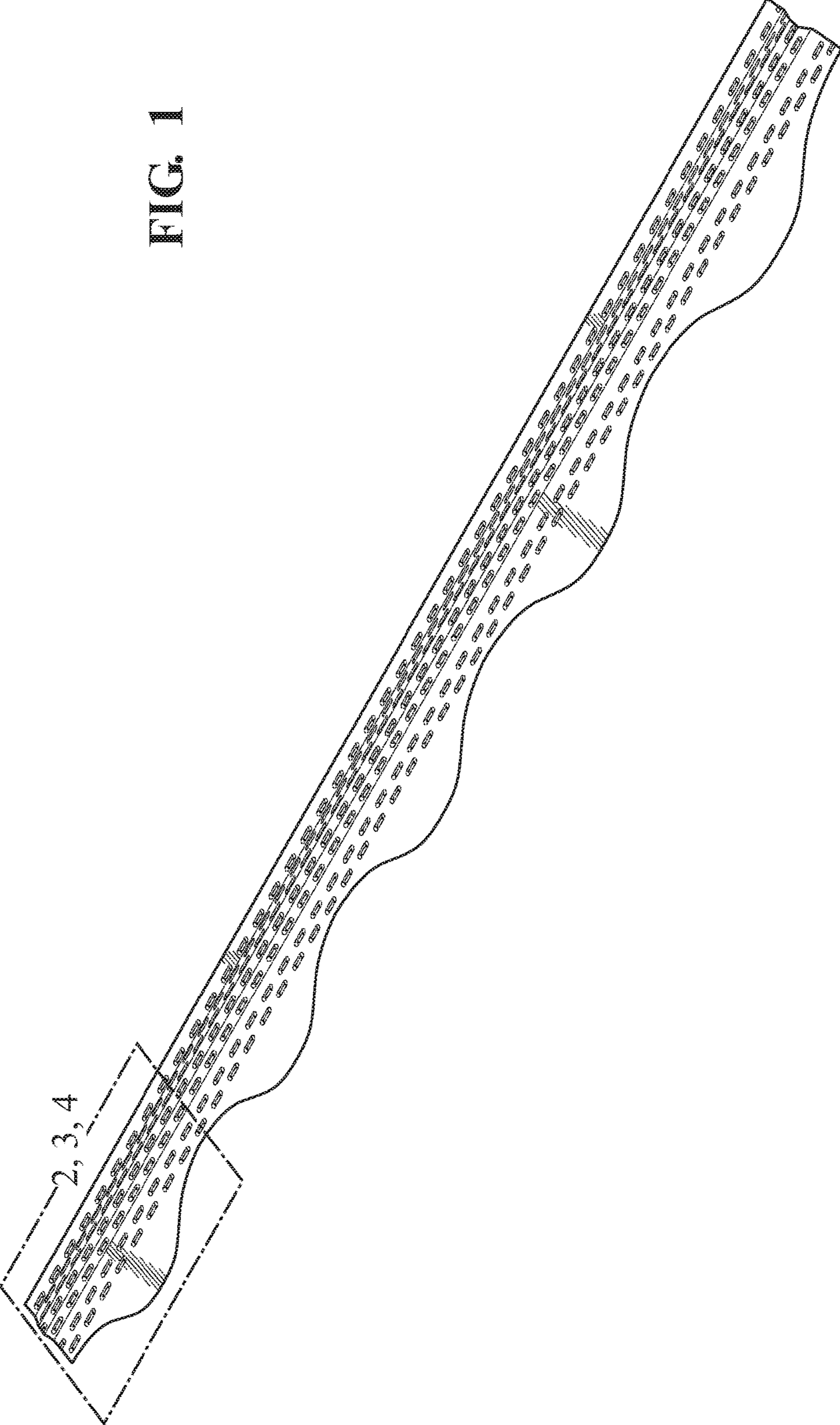
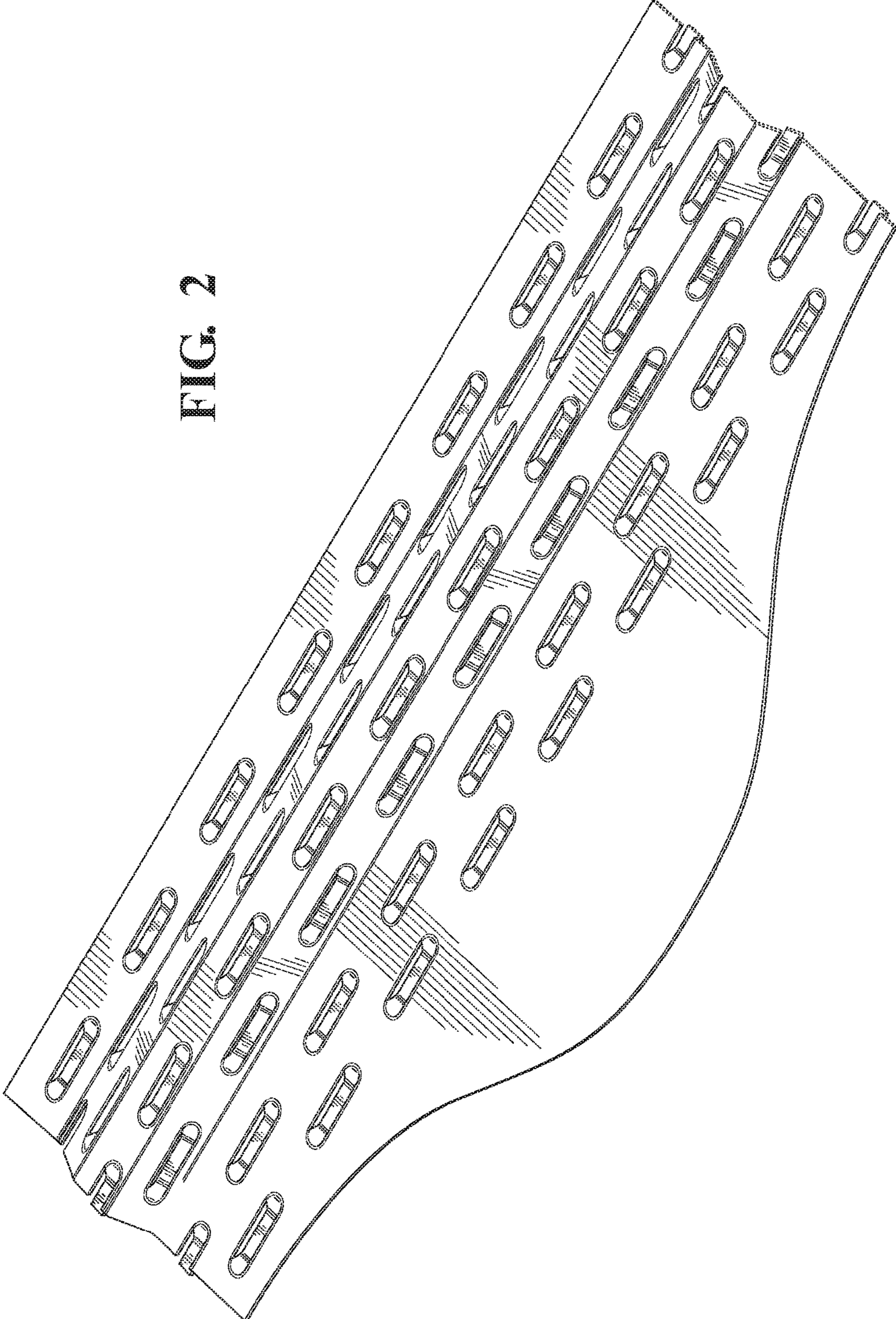


FIG. 2



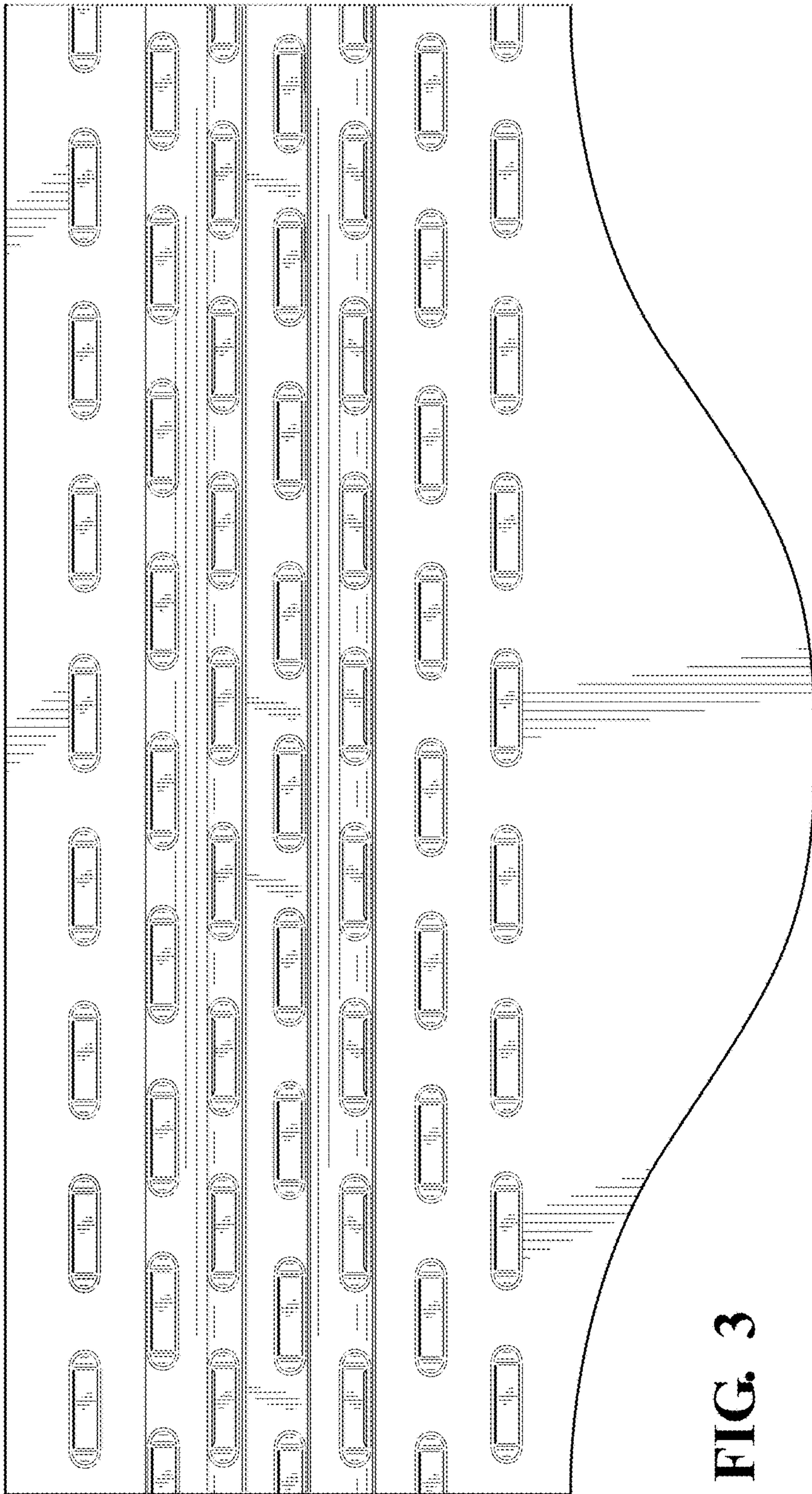


FIG. 3

FIG. 5



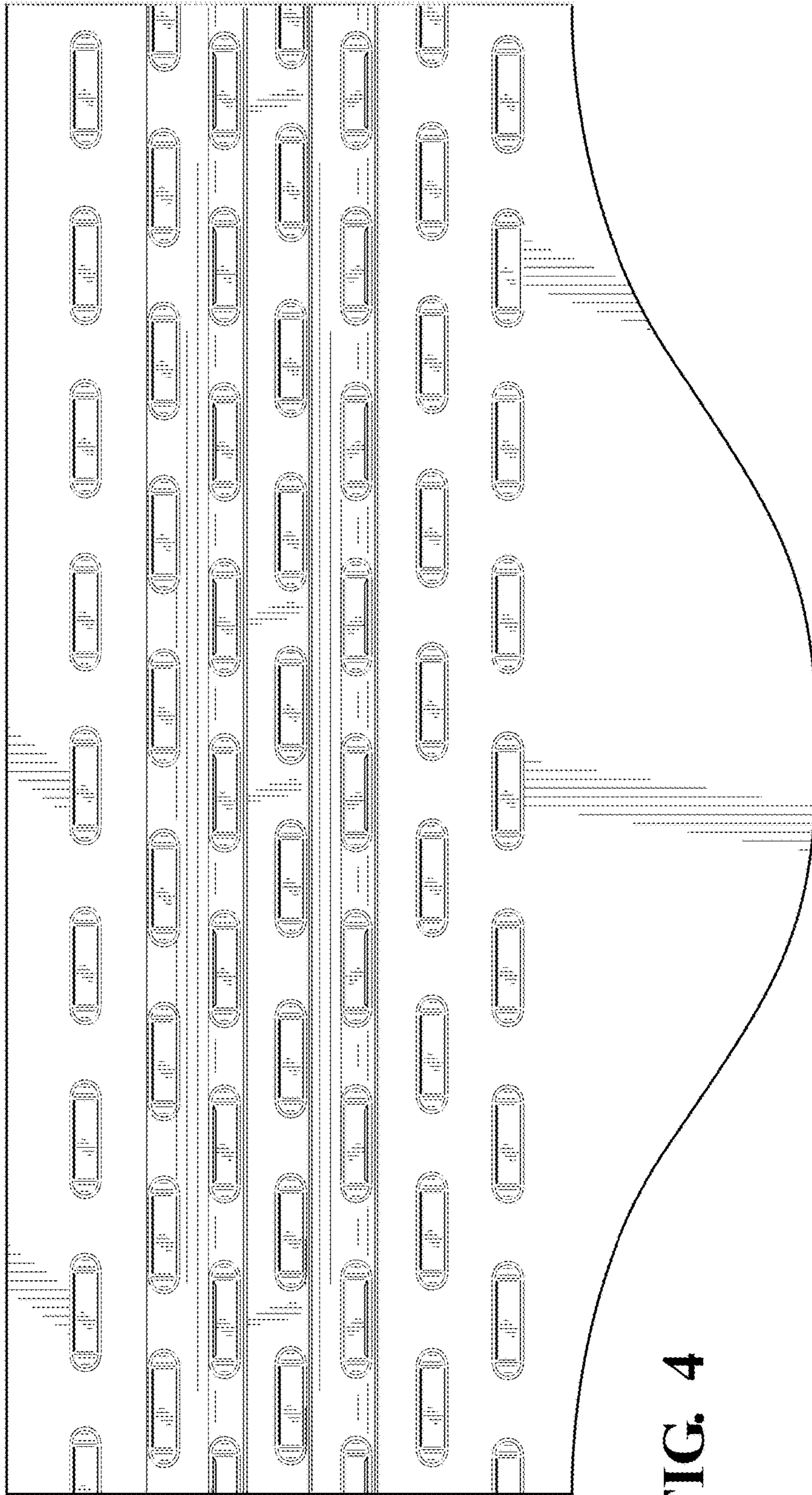


FIG. 4

FIG. 6

